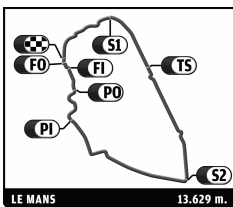




# 24 HEURES DU MANS 2011



## 24 HEURES DU MANS

ILMC

Qualifying

After 6 Hours Provisional Classification

Nr.	Team	Driver	Car	Cl	Ty	Time	Lap	Total	Gap	Kph
1	2 Audi Sport Team Joest	M. Fassler / A. Lotterer / B. Tréluyer	Audi R18 TDI	LM P1	M	<b>3:25.738</b>	73	85	-	<b>238.5</b>
2	1 Audi Sport Team Joest	T. Bernhard / R. Dumas / M. Rockenfeller	Audi R18 TDI	LM P1	M	<b>3:25.799</b>	35	57	+0.061	<b>238.4</b>
3	9 Team Peugeot Total	P. Lamy / S. Bourdais / S. Pagnaud	Peugeot 908	LM P1	M	<b>3:26.010</b>	78	81	+0.272	<b>238.2</b>
4	8 Peugeot Sport Total	F. Montagny / S. Sarrazin / N. Minassian	Peugeot 908	LM P1	M	<b>3:26.156</b>	44	59	+0.418	<b>238.0</b>
5	3 Audi Sport North America	R. Capello / T. Kristensen / A. McNish	Audi R18 TDI	LM P1	M	<b>3:26.165</b>	81	86	+0.427	<b>238.0</b>
6	7 Peugeot Sport Total	M. Gene / A. Wurz / A. Davidson	Peugeot 908	LM P1	M	<b>3:26.272</b>	46	68	+0.534	<b>237.9</b>
7	10 Team Oreca Matmut	N. Lapierre / L. Duval / O. Panis	Peugeot 908 HDI-FAP	LM P1	M	<b>3:30.084</b>	17	80	+4.346	<b>233.5</b>
8	12 Rebellion Racing	N. Jani / N. Prost / J. Bleekemolen	Lola B 10/60 Coupe-Toyota	LM P1	M	<b>3:32.883</b>	50	67	+7.145	<b>230.5</b>
9	16 Pescarolo Team	E. Collard / C. Tinsseau / J. Jousse	Pescarolo Judd	LM P1	M	<b>3:33.066</b>	36	58	+7.328	<b>230.3</b>
10	13 Rebellion Racing	A. Belicchi / J. Boullion / G. Smith	Lola B 10/60 Coupe-Toyota	LM P1	M	<b>3:34.573</b>	37	45	+8.835	<b>228.7</b>
11	15 Oak Racing	T. Monteiro / G. Moreau / P. Ragues	Oak Pescarolo-Judd	LM P1	D	<b>3:34.933</b>	39	57	+9.195	<b>228.3</b>
12	22 Kronos Racing	V. Ickx / M. Martin / B. Leinders	Lola Aston Martin	LM P1	M	<b>3:36.551</b>	19	47	+10.813	<b>226.6</b>
13	20 Quifel-Asm Team	M. Amaral / O. Pla / W. Hughes	Zytek 09 SC	LM P1	D	<b>3:37.393</b>	44	49	+11.655	<b>225.7</b>
14	26 Signatech Nissan	F. Maillieux / L. Ordoñez / S. Ayari	Oreca 03-Nissan	LM P2	D	<b>3:41.458</b>	50	61	+15.720	<b>221.6</b>
15	24 Oak Racing	J. Nicolet / R. Hein / J. Yvon	Oak Pescarolo-Judd	LM P1	D	<b>3:41.908</b>	41	68	+16.170	<b>221.1</b>
16	42 Strakka Racing	N. Leventis / D. Watts / J. Kane	Honda Performance Development Ax 01 P	LM P2	M	<b>3:42.615</b>	9	36	+16.877	<b>220.4</b>
17	48 Team Oreca Matmut	A. Premat / D. Hallyday / D. Kraïhamer	Oreca 03-Nissan	LM P2	M	<b>3:43.098</b>	38	70	+17.360	<b>219.9</b>
18	39 Pecom Racing	L. Perez-Compagnon / M. Russo / P. Kaffer	Lola B11/40-Judd Bmw	LM P2	M	<b>3:43.223</b>	46	65	+17.485	<b>219.8</b>
19	49 Oak Racing	S. Nakano / N. De Crem / J. Charouz	Oak Pescarolo-BMW	LM P2	D	<b>3:43.479</b>	40	50	+17.741	<b>219.5</b>
20	41 Greaves Motorsport	K. Ojeh / O. Lombard / T. Kimber-Smith	Zytek Nissan	LM P2	D	<b>3:43.802</b>	35	47	+18.064	<b>219.2</b>
21	40 Race Performance	M. Frey / R. Meichtry / M. Roston	Oreca 03-Judd BMW	LM P2	D	<b>3:44.294</b>	18	40	+18.556	<b>218.8</b>
22	007 Aston Martin Racing	C. Klien / S. Mücke / D. Turner	Aston Martin AMR-One	LM P1	M	<b>3:45.918</b>	25	37	+20.180	<b>217.2</b>
23	36 RML	T. Erdos / M. Newton / B. Collins	Honda Performance Development Ax 01 D	LM P2	D	<b>3:47.308</b>	3	55	+21.570	<b>215.8</b>
24	5 Hope Racing	S. Zochia / J. Lammers / C. Elgaard	Oreca Swiss Hy Tech-Hybrid	LM P1	M	<b>3:47.691</b>	9	32	+21.953	<b>215.5</b>
25	009 Aston Martin Racing	A. Fernandez / A. Meyrick / H. Primat	Aston Martin AMR-One	LM P1	M	<b>3:48.355</b>	26	38	+22.617	<b>214.9</b>
26	44 Extreme Limite AM Paris	F. Rosier / P. Haezebrouck / J. De Fournoux	Norma M200P-Judd Bmw	LM P2	D	<b>3:48.420</b>	27	45	+22.682	<b>214.8</b>
27	35 Oak Racing	A. Barlesi / F. Da Rocha / P. Lafargue	Oak Pescarolo-Judd BMW	LM P2	D	<b>3:48.665</b>	36	64	+22.927	<b>214.6</b>
28	33 Level 5 Motorsports	S. Tucker / C. Bouchut / J. Barbosa	Lola Coupe-Honda Performance Development	LM P2	M	<b>3:48.863</b>	39	42	+23.125	<b>214.4</b>
29	55 BMW Motorsport	A. Farfus / J. Müller / D. Werner	BMW M3 GT	LM GTE Pro	D	<b>3:57.592</b>	53	73	+31.854	<b>206.5</b>
30	51 AF Corse Srl	G. Fisichella / G. Bruni / T. Vilander	Ferrari 458 Italia	LM GTE Pro	M	<b>3:58.040</b>	29	51	+32.302	<b>206.1</b>
31	56 BMW Motorsport	A. Priaux / D. Müller / J. Hand	BMW M3 GT	LM GTE Pro	D	<b>3:58.426</b>	4	44	+32.688	<b>205.8</b>
32	74 Corvette Racing	O. Gavin / J. Magnussen / R. Westbrook	Chevrolet Corvette C6 ZR1	LM GTE Pro	M	<b>3:59.519</b>	2	60	+33.781	<b>204.8</b>
33	89 Hankook-Team Farnbacher	D. Farnbacher / A. Simonsen / L. Keen	Ferrari 458 Italia	LM GTE Pro	H	<b>3:59.519</b>	37	61	+33.781	<b>204.8</b>
34	73 Corvette Racing	A. Garcia / T. Milner / O. Beretta	Chevrolet Corvette C6 ZR1	LM GTE Pro	M	<b>3:59.633</b>	2	56	+33.895	<b>204.7</b>
35	77 Team Felbermayr-Proton	M. Lieb / R. Lietz / W. Herzler	Porsche 911 RSR (997)	LM GTE Pro	M	<b>3:59.662</b>	34	47	+33.924	<b>204.7</b>
36	59 Luxury Racing	S. Ortelli / F. Makowiecki / J. Melo	Ferrari 458 Italia	LM GTE Pro	M	<b>3:59.901</b>	2	41	+34.163	<b>204.5</b>
37	75 Prospeed Competition	M. Goossens / M. Holzer / J. Van Lagen	Porsche 911 RSR (997)	LM GTE Pro	M	<b>3:59.962</b>	4	64	+34.224	<b>204.5</b>
38	79 Jota	S. Dolan / S. Hancock / C. Buncombe	Aston Martin Vantage	LM GTE Pro	D	<b>4:00.747</b>	5	42	+35.009	<b>203.8</b>
39	66 JMW Motorsport	R. Bell / T. Sugden / X. Maassen	Ferrari 458 Italia	LM GTE Pro	D	<b>4:00.890</b>	19	48	+35.152	<b>203.7</b>
40	80 Flying Lizard Motorsports	J. Bergmeister / P. Long / L. Luhr	Porsche 911 RSR (997)	LM GTE Pro	M	<b>4:01.024</b>	40	41	+35.286	<b>203.6</b>
41	58 Luxury Racing	A. Beltoise / F. Jakubowski / P. Thiriet	Ferrari 458 Italia	LM GTE Pro	M	<b>4:01.176</b>	42	48	+35.438	<b>203.4</b>
42	61 AF Corse SRL	P. Perazzini / M. Cioci / S. Breslin	Ferrari F430	LM GTE Am	M	<b>4:01.282</b>	31	50	+35.544	<b>203.3</b>
43	88 Team Felbermayr-Proton	B. Müller / N. Tandy / A. Al-Faisal	Porsche 911 RSR (997)	LM GTE Pro	M	<b>4:01.752</b>	33	44	+36.014	<b>203.0</b>
44	71 AF Corse	R. Kauffman / M. Waltrip / R. Aguas	Ferrari 458 Italia	LM GTE Pro	M	<b>4:02.216</b>	24	53	+36.478	<b>202.6</b>
45	76 Insa Performance Matmut	P. Pilet / R. Narac / N. Armindo	Porsche 911 RSR (997)	LM GTE Pro	M	<b>4:02.548</b>	29	35	+36.810	<b>202.3</b>
46	63 Proton Competition	C. Ried / H. Felbermayr Jr. / H. Felbermayr	Porsche 911 RSR (997)	LM GTE Am	M	<b>4:03.532</b>	38	39	+37.794	<b>201.5</b>
47	81 Flying Lizard Motorsports	S. Neiman / D. Law / S. Pumpelly	Porsche 911 RSR (997)	LM GTE Am	M	<b>4:03.648</b>	49	51	+37.910	<b>201.4</b>
48	70 Larbre Competition	C. Bourret / P. Gibon / J. Belloc	Porsche 911 RSR (997)	LM GTE Am	M	<b>4:03.918</b>	6	43	+38.180	<b>201.2</b>
49	83 JMB Racing	M. Rodrigues / J. Menahem / N. Marroc	Ferrari F430	LM GTE Am	M	<b>4:04.640</b>	55	56	+38.902	<b>200.6</b>
50	60 Gulf AMR Middle East	F. Giroix / R. Goethe / M. Wainwright	Aston Martin Vantage	LM GTE Am	D	<b>4:04.825</b>	2	31	+39.087	<b>200.4</b>
51	57 Krohn Racing	T. Krohn / N. Jonsson / M. Rugolo	Ferrari F430	LM GTE Am	D	<b>4:05.211</b>	24	36	+39.473	<b>200.1</b>
52	50 Larbre Competition	P. Bornhauser / J. Canal / G. Gardel	Chevrolet Corvette C6 ZR1	LM GTE Am	M	<b>4:05.955</b>	5	37	+40.217	<b>199.5</b>
53	62 CRS Racing	P. Ehret / S. Lynn / R. Wills	Ferrari F430	LM GTE Am	M	<b>4:07.236</b>	20	45	+41.498	<b>198.5</b>
54	65 Lotus Jetalliance	J. Rossiter / J. Mowlem / J. Hirschi	Lotus Evora	LM GTE Pro	M	<b>4:07.465</b>	5	22	+41.727	<b>198.3</b>
55	68 Robertson Racing LLC	D. Robertson / A. Robertson / D. Murry	Ford GT-Doran	LM GTE Am	M	<b>4:08.208</b>	6	35	+42.470	<b>197.7</b>
56	64 Lotus Jetalliance	O. Slingerland / M. Rich / J. Hartshorne	Lotus Evora	LM GTE Pro	M	<b>4:12.569</b>	21	47	+46.831	<b>194.3</b>

<b>Fastest Lap</b>	Lap 73	Benoit Tréluyer	<b>3:25.738</b>	238.5 Kph
--------------------	--------	-----------------	-----------------	-----------

Published at: .....

Track Status:

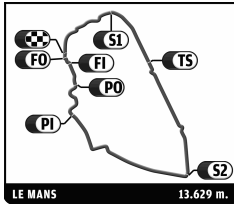
**DRY**

Race Director: Daniel Poissenot

Timekeeper: Christian Crucifix



# 24 HEURES DU MANS 2011



## 24 HEURES DU MANS

ILMC  
Qualifying

After 6 Hours Provisional Classification By Class

Nr.	Team	Driver	Car	Ty	Time	Lap	Total	Gap	Kph
<b>LM P1</b>									
1	2 Audi Sport Team Joest	M. Fassler / A. Lotterer / B. Tréluyer	Audi R18 TDI	M	<b>3:25.738</b>	73	85		<b>238.5</b>
2	1 Audi Sport Team Joest	T. Bernhard / R. Dumas / M. Rockenfeller	Audi R18 TDI	M	<b>3:25.799</b>	35	57	+0.061	+0.061
3	9 Team Peugeot Total	P. Lamy / S. Bourdais / S. Pagnaud	Peugeot 908	M	<b>3:26.010</b>	78	81	+0.272	+0.211
4	8 Peugeot Sport Total	F. Montagny / S. Sarrazin / N. Minassian	Peugeot 908	M	<b>3:26.156</b>	44	59	+0.418	+0.146
5	3 Audi Sport North America	R. Capello / T. Kristensen / A. McNish	Audi R18 TDI	M	<b>3:26.165</b>	81	86	+0.427	+0.009
6	7 Peugeot Sport Total	M. Gene / A. Wurz / A. Davidson	Peugeot 908	M	<b>3:26.272</b>	46	68	+0.534	+0.107
7	10 Team Oreca Matmut	N. Lapierre / L. Duval / O. Paris	Peugeot 908 HDI-FAP	M	<b>3:30.084</b>	17	80	+4.346	+3.812
8	12 Rebellion Racing	N. Jani / N. Prost / J. Bleekemolen	Lola B 10/60 Coupe-Toyota	M	<b>3:32.883</b>	50	67	+7.145	+2.799
9	16 Pescarolo Team	E. Collard / C. Tinsseau / J. Jousse	Pescarolo Judd	M	<b>3:33.066</b>	36	58	+7.328	+0.183
10	13 Rebellion Racing	A. Belicchi / J. Boullion / G. Smith	Lola B 10/60 Coupe-Toyota	M	<b>3:34.573</b>	37	45	+8.835	+1.507
11	15 Oak Racing	T. Monteiro / G. Moreau / P. Ragues	Oak Pescarolo-Judd	D	<b>3:34.933</b>	39	57	+9.195	+0.360
12	22 Kronos Racing	V. Ickx / M. Martin / B. Leinders	Lola Aston Martin	M	<b>3:36.551</b>	19	47	+10.813	+1.618
13	20 Quifel-Asm Team	M. Amaral / O. Pla / W. Hughes	Zytek 09 SC	D	<b>3:37.393</b>	44	49	+11.655	+0.842
14	24 Oak Racing	J. Nicolet / R. Hein / J. Yvon	Oak Pescarolo-Judd	D	<b>3:41.908</b>	41	68	+16.170	+4.515
15	007 Aston Martin Racing	C. Klien / S. Mucke / D. Turner	Aston Martin AMR-One	M	<b>3:45.918</b>	25	37	+20.180	+4.010
16	5 Hope Racing	S. Zachia / J. Lammers / C. Elgaard	Oreca Swiss Hy Tech-Hybrid	M	<b>3:47.691</b>	9	32	+21.953	+1.773
17	009 Aston Martin Racing	A. Fernandez / A. Meyrick / H. Primat	Aston Martin AMR-One	M	<b>3:48.355</b>	26	38	+22.617	+0.664
<b>LM P2</b>									
1	26 Signatech Nissan	F. Mailloux / L. Ordóñez / S. Ayari	Oreca 03-Nissan	D	<b>3:41.458</b>	50	61		<b>221.6</b>
2	42 Strakka Racing	N. Leventis / D. Watts / J. Kane	Honda Performance Development Arx 01 D	M	<b>3:42.615</b>	9	36	+1.157	+1.157
3	48 Team Oreca Matmut	A. Premat / D. Hallyday / D. Kraïhamer	Oreca 03-Nissan	M	<b>3:43.098</b>	38	70	+1.640	+0.483
4	39 Pecom Racing	L. Perez-Compagnon / M. Russo / P. Kaffer	Lola B11/40-Judd Bmw	M	<b>3:43.223</b>	46	65	+1.765	+0.125
5	49 Oak Racing	S. Nakano / N. De Crem / J. Charouz	Oak Pescarolo-BMW	D	<b>3:43.479</b>	40	50	+2.021	+0.256
6	41 Greaves Motorsport	K. Ojeh / O. Lombard / T. Kimber-Smith	Zytek Nissan	D	<b>3:43.802</b>	35	47	+2.344	+0.323
7	40 Race Performance	M. Frey / R. Meichtry / M. Rostan	Oreca 03-Judd BMW	D	<b>3:44.294</b>	18	40	+2.836	+0.492
8	36 RML	T. Erdos / M. Newton / B. Collins	Honda Performance Development Arx 01 D	D	<b>3:47.308</b>	3	55	+5.850	+3.014
9	44 Extreme Limite AM Paris	F. Rosier / P. Haezebrouck / J. De Fournoux	Norma M200P-Judd BMW	D	<b>3:48.420</b>	27	45	+6.962	+1.112
10	35 Oak Racing	A. Barlesi / F. Da Rocha / P. Lafargue	Oak Pescarolo-Judd BMW	D	<b>3:48.665</b>	36	64	+7.207	+0.245
11	33 Level 5 Motorsports	S. Tucker / C. Bouchut / J. Barbosa	Lola Coupe-Honda Performance Development	M	<b>3:48.863</b>	39	42	+7.405	+0.198
<b>LM GTE Pro</b>									
1	55 BMW Motorsport	A. Farfus / J. Müller / D. Werner	BMW M3 GT	D	<b>3:57.592</b>	53	73		<b>206.5</b>
2	51 AF Corse Srl	G. Fisichella / G. Bruni / T. Vilander	Ferrari 458 Italia	M	<b>3:58.040</b>	29	51	+0.448	+0.448
3	56 BMW Motorsport	A. Priaux / D. Müller / J. Hand	BMW M3 GT	D	<b>3:58.426</b>	4	44	+0.834	+0.386
4	74 Corvette Racing	O. Gavin / J. Magnussen / R. Westbrook	Chevrolet Corvette C6 ZR1	M	<b>3:59.519</b>	2	60	+1.927	+1.093
5	89 Hankook-Team Farnbacher	D. Farnbacher / A. Simonsen / L. Keen	Ferrari 458 Italia	H	<b>3:59.519</b>	37	61	+1.927	<b>204.8</b>
6	73 Corvette Racing	A. Garcia / T. Milner / O. Beretta	Chevrolet Corvette C6 ZR1	M	<b>3:59.633</b>	2	56	+2.041	+0.114
7	77 Team Felbermayr-Proton	M. Lieb / R. Lietz / W. Henzler	Porsche 911 RSR (997)	M	<b>3:59.662</b>	34	47	+2.070	+0.029
8	59 Luxury Racing	S. Ortelli / F. Makowiecki / J. Melo	Ferrari 458 Italia	M	<b>3:59.901</b>	2	41	+2.309	+0.239
9	75 Prospeed Competition	M. Goossens / M. Holzer / J. Van Lagen	Porsche 911 RSR (997)	M	<b>3:59.962</b>	4	64	+2.370	+0.061
10	79 Jota	S. Dolan / S. Hancock / C. Buncombe	Aston Martin Vantage	D	<b>4:00.747</b>	5	42	+3.155	+0.785
11	66 JMW Motorsport	R. Bell / T. Sugden / X. Maassen	Ferrari 458 Italia	M	<b>4:00.890</b>	19	48	+3.298	+0.143
12	80 Flying Lizard Motorsports	J. Bergmeister / P. Long / L. Luhr	Porsche 911 RSR (997)	M	<b>4:01.024</b>	40	41	+3.432	+0.134
13	58 Luxury Racing	A. Beltoise / F. Jakubowski / P. Thiriet	Ferrari 458 Italia	M	<b>4:01.176</b>	42	48	+3.584	+0.152
14	88 Team Felbermayr-Proton	B. Müller / N. Tandy / A. Al-Faisal	Porsche 911 RSR (997)	M	<b>4:01.752</b>	33	44	+4.160	+0.576
15	71 AF Corse	R. Kauffman / M. Waltrip / R. Aguas	Ferrari 458 Italia	M	<b>4:02.216</b>	24	53	+4.624	+0.464
16	76 Insa Performance Matmut	P. Pilet / R. Narac / N. Armindo	Porsche 911 RSR (997)	M	<b>4:02.548</b>	29	35	+4.956	+0.332
17	65 Lotus Jetalliance	J. Rossiter / J. Mowlem / J. Hirschi	Lotus Evora	M	<b>4:07.465</b>	5	22	+9.873	+4.917
18	64 Lotus Jetalliance	O. Slingerland / M. Rich / J. Hartshorne	Lotus Evora	M	<b>4:12.569</b>	21	47	+14.977	+5.104
<b>LM GTE Am</b>									
1	61 AF Corse SRL	P. Perazzini / M. Cioci / S. Breslin	Ferrari F430	M	<b>4:01.282</b>	31	50		<b>203.3</b>
2	63 Proton Competition	C. Ried / H. Felbermayr Jr. / H. Felbermayr	Porsche 911 RSR (997)	M	<b>4:03.532</b>	38	39	+2.250	+2.250
3	81 Flying Lizard Motorsports	S. Neiman / D. Law / S. Pumpelly	Porsche 911 RSR (997)	M	<b>4:03.648</b>	49	51	+2.366	+0.116
4	70 Larbre Competition	C. Bourret / P. Gibon / J. Belloc	Porsche 911 RSR (997)	M	<b>4:03.918</b>	6	43	+2.636	+0.270
5	83 JMB Racing	M. Rodrigues / J. Menahem / N. Marroc	Ferrari F430	M	<b>4:04.640</b>	55	56	+3.358	+0.722
6	60 Gulf AMR Middle East	F. Giroix / R. Goethe / M. Wainwright	Aston Martin Vantage	D	<b>4:04.825</b>	2	31	+3.543	+0.185
7	57 Krohn Racing	T. Krohn / N. Jonsson / M. Rugolo	Ferrari F430	D	<b>4:05.211</b>	24	36	+3.929	+0.386
8	50 Larbre Competition	P. Bornhauser / J. Canal / G. Gardel	Chevrolet Corvette C6 ZR1	M	<b>4:05.955</b>	5	37	+4.673	+0.744
9	62 CRS Racing	P. Ehret / S. Lynn / R. Wills	Ferrari F430	M	<b>4:07.236</b>	20	45	+5.954	+1.281
10	68 Robertson Racing LLC	D. Robertson / A. Robertson / D. Murry	Ford GT-Doran	M	<b>4:08.208</b>	6	35	+6.926	+0.972

Published at: .....

Track Status:

**DRY**

Race Director: Daniel Poissenot

Timekeeper: Christian Crucifix

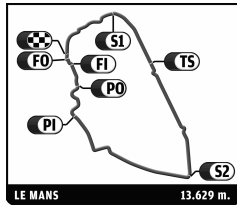
Nr. Team	Car	Cl	Session 1		Session 2		Session 3		Time	Gap
			Time	Lap	Time	Lap	Time	Lap		

Race Director: Daniel Poissenot

Timekeeper: Christian Crucifix



# 24 HEURES DU MANS 2011



## 24 HEURES DU MANS

ILMC

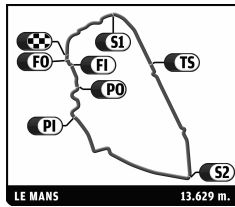
After Qualifying

After 6 Hours Provisional Classification by Driver Fastest Lap

Nr	Team	Car	Class	Driver	Time	Laps	Gap	Kph	Session
1	2 Audi Sport Team Joest	Audi R18 TDI	LM P1	Benoit Treliuyer	3:25.738	63		238.5	Qualifying
2	1 Audi Sport Team Joest	Audi R18 TDI	LM P1	Romain Dumas	3:25.799	33	0.061	238.4	Qualifying
3	2 Audi Sport Team Joest	Audi R18 TDI	LM P1	Marcel Fassler	3:25.961	57	0.223	238.2	Qualifying
4	9 Team Peugeot Total	Peugeot 908	LM P1	Simon Pagenaud	3:26.010	67	0.272	238.2	Qualifying
5	8 Peugeot Sport Total	Peugeot 908	LM P1	Stephane Sarrazin	3:26.156	43	0.418	238.0	Qualifying
6	3 Audi Sport North America	Audi R18 TDI	LM P1	Tom Kristensen	3:26.165	52	0.427	238.0	Qualifying
7	7 Peugeot Sport Total	Peugeot 908	LM P1	Marc Gene	3:26.272	37	0.534	237.9	Qualifying
8	9 Team Peugeot Total	Peugeot 908	LM P1	Sebastien Bourdais	3:26.776	39	1.038	237.3	Qualifying
9	3 Audi Sport North America	Audi R18 TDI	LM P1	Allan McNish	3:27.602	41	1.864	236.3	Qualifying
10	8 Peugeot Sport Total	Peugeot 908	LM P1	Franck Montagny	3:27.906	33	2.168	236.0	Qualifying
11	2 Audi Sport Team Joest	Audi R18 TDI	LM P1	André Lotterer	3:27.939	43	2.201	236.0	Qualifying 1
12	1 Audi Sport Team Joest	Audi R18 TDI	LM P1	Mike Rockenfeller	3:27.949	41	2.211	235.9	Qualifying 1
13	1 Audi Sport Team Joest	Audi R18 TDI	LM P1	Timo Bernhard	3:27.958	43	2.220	235.9	Qualifying
14	3 Audi Sport North America	Audi R18 TDI	LM P1	Rinaldo Capello	3:28.056	69	2.318	235.8	Qualifying
15	7 Peugeot Sport Total	Peugeot 908	LM P1	Anthony Davidson	3:28.692	48	2.954	235.1	Free Practice
16	7 Peugeot Sport Total	Peugeot 908	LM P1	Alex Wurz	3:28.796	58	3.058	235.0	Qualifying 1
17	9 Team Peugeot Total	Peugeot 908	LM P1	Pedro Lamy	3:29.057	59	3.319	234.7	Qualifying
18	8 Peugeot Sport Total	Peugeot 908	LM P1	Nicolas Minassian	3:29.089	58	3.351	234.7	Free Practice
19	10 Team Oreca Matmut	Peugeot 908 HDI-FAP	LM P1	Loic Duval	3:30.084	53	4.346	233.5	Qualifying 1
20	10 Team Oreca Matmut	Peugeot 908 HDI-FAP	LM P1	Nicolas Lapierre	3:30.921	50	5.183	232.6	Qualifying
21	10 Team Oreca Matmut	Peugeot 908 HDI-FAP	LM P1	Olivier Panis	3:31.619	58	5.881	231.9	Free Practice
22	12 Rebellion Racing	Lola B 10/60 Coupe-Toyota	LM P1	Neel Jani	3:32.883	41	7.145	230.5	Qualifying
23	16 Pescarolo Team	Pescarolo Judd	LM P1	Julien Jousse	3:33.066	37	7.328	230.3	Qualifying
24	13 Rebellion Racing	Lola B 10/60 Coupe-Toyota	LM P1	Andrea Belicchi	3:34.573	32	8.835	228.7	Qualifying
25	15 Oak Racing	Oak Pescarolo-Judd	LM P1	Guillaume Moreau	3:34.933	38	9.195	228.3	Qualifying
26	16 Pescarolo Team	Pescarolo Judd	LM P1	Emmanuel Collard	3:35.041	41	9.303	228.2	Qualifying
27	13 Rebellion Racing	Lola B 10/60 Coupe-Toyota	LM P1	J.Christophe Boullion	3:35.695	34	9.957	227.5	Qualifying
28	12 Rebellion Racing	Lola B 10/60 Coupe-Toyota	LM P1	Nicolas Prost	3:35.985	48	10.247	227.2	Qualifying
29	22 Kronos Racing	Lola Aston Martin	LM P1	Maxime Martin	3:36.551	20	10.813	226.6	Qualifying
30	16 Pescarolo Team	Pescarolo Judd	LM P1	Christophe Tinseau	3:36.882	34	11.144	226.2	Qualifying
31	15 Oak Racing	Oak Pescarolo-Judd	LM P1	Pierre Ragues	3:36.912	33	11.174	226.2	Qualifying
32	20 Quifel-Asm Team	Zytek 09 SC	LM P1	Olivier Pla	3:37.393	52	11.655	225.7	Qualifying
33	13 Rebellion Racing	Lola B 10/60 Coupe-Toyota	LM P1	Guy Smith	3:37.922	32	12.184	225.1	Qualifying
34	22 Kronos Racing	Lola Aston Martin	LM P1	Yanina Iclx	3:38.653	33	12.915	224.4	Qualifying
35	12 Rebellion Racing	Lola B 10/60 Coupe-Toyota	LM P1	Jeroen Bleekemolen	3:39.257	46	13.519	223.8	Free Practice
36	15 Oak Racing	Oak Pescarolo-Judd	LM P1	Tiago Monteiro	3:39.672	48	13.934	223.4	Qualifying 1
37	20 Quifel-Asm Team	Zytek 09 SC	LM P1	Warren Hughes	3:40.061	24	14.323	223.0	Qualifying
38	22 Kronos Racing	Lola Aston Martin	LM P1	Bas Leinders	3:41.214	37	15.476	221.8	Qualifying
39	26 Signatech Nissan	Oreca 03-Nissan	LM P2	Soheil Ayari	3:41.458	38	15.720	221.6	Qualifying
40	24 Oak Racing	Oak Pescarolo-Judd	LM P1	Jacques Nicolet	3:41.801	23	16.063	221.2	Free Practice
41	24 Oak Racing	Oak Pescarolo-Judd	LM P1	Jean-Francois Yvon	3:41.908	58	16.170	221.1	Qualifying
42	42 Strakka Racing	Honda Performance Development A1 01 D	LM P2	Jonny Kane	3:42.615	25	16.877	220.4	Qualifying 1
43	26 Signatech Nissan	Oreca 03-Nissan	LM P2	Franck Mailleux	3:42.999	45	17.261	220.0	Qualifying
44	48 Team Oreca Matmut	Oreca 03-Nissan	LM P2	Dominick Kraihamer	3:43.098	40	17.360	219.9	Qualifying
45	39 Pecom Racing	Lola B11/40-Judd Bmw	LM P2	Pierre Kaffer	3:43.223	52	17.485	219.8	Qualifying
46	48 Team Oreca Matmut	Oreca 03-Nissan	LM P2	Alexandre Premat	3:43.295	35	17.557	219.7	Free Practice
47	49 Oak Racing	Oak Pescarolo-BMW	LM P2	Shinji Nakano	3:43.479	36	17.741	219.5	Qualifying
48	41 Greaves Motorsport	Zytek Nissan	LM P2	Thomas Kimber-Smith	3:43.802	41	18.064	219.2	Qualifying
49	40 Race Performance	Oreca 03-Judd BMW	LM P2	Ralph Meichtry	3:44.294	38	18.556	218.8	Qualifying 1
50	24 Oak Racing	Oak Pescarolo-Judd	LM P1	Richard Hein	3:44.456	52	18.718	218.6	Qualifying
51	20 Quifel-Asm Team	Zytek 09 SC	LM P1	Miguel Amaral	3:44.751	28	19.013	218.3	Qualifying
52	42 Strakka Racing	Honda Performance Development A1 01 D	LM P2	Danny Watts	3:45.041	37	19.303	218.0	Qualifying
53	39 Pecom Racing	Lola B11/40-Judd Bmw	LM P2	Matias Russo	3:45.453	33	19.715	217.6	Qualifying
54	26 Signatech Nissan	Oreca 03-Nissan	LM P2	Lucas Ordoñez	3:45.525	49	19.787	217.6	Qualifying
55	007 Aston Martin Racing	Aston Martin AMR-One	LM P1	Stefan Mücke	3:45.918	23	20.180	217.2	Qualifying
56	007 Aston Martin Racing	Aston Martin AMR-One	LM P1	Darren Turner	3:46.299	25	20.561	216.8	Free Practice
57	49 Oak Racing	Oak Pescarolo-BMW	LM P2	Jan Charouz	3:46.523	37	20.785	216.6	Qualifying



# 24 HEURES DU MANS 2011



## 24 HEURES DU MANS

ILMC

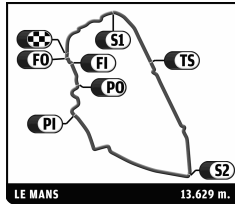
After Qualifying

After 6 Hours Provisional Classification by Driver Fastest Lap

Nr	Team	Car	Class	Driver	Time	Laps	Gap	Kph	Session
58	40 Race Performance	Oreca 03-Judd BMW	LM P2	Michel Frey	3:46.780	32	21.042	216.4	Qualifying
59	007 Aston Martin Racing	Aston Martin AMR-One	LM P1	Christian Klien	3:46.944	25	21.206	216.2	Qualifying
60	36 RML	Honda Performance Development Am 01 D	LM P2	Tommy Erdos	3:47.308	60	21.570	215.8	Qualifying 1
61	49 Oak Racing	Oak Pescarolo-BMW	LM P2	Nicolas De Crem	3:47.486	37	21.748	215.7	Qualifying
62	5 Hope Racing	Oreca Swiss Hy Tech-Hybrid	LM P1	Steve Zacchia	3:47.691	36	21.953	215.5	Qualifying 1
63	41 Greaves Motorsport	Zytek Nissan	LM P2	Olivier Lombard	3:47.774	35	22.036	215.4	Qualifying
64	009 Aston Martin Racing	Aston Martin AMR-One	LM P1	Andy Meyrick	3:48.355	22	22.617	214.9	Qualifying
65	44 Extreme Limite AM Paris	Norma M200P-Judd BMW	LM P2	Fabien Rosier	3:48.420	17	22.682	214.8	Qualifying
66	35 Oak Racing	Oak Pescarolo-Judd BMW	LM P2	Andrea Barlesi	3:48.665	51	22.927	214.6	Qualifying
67	36 RML	Honda Performance Development Am 01 D	LM P2	Ben Collins	3:48.765	26	23.027	214.5	Qualifying
68	33 Level 5 Motorsports	Lola Coupe-Honda Performance Development	LM P2	Christophe Bouchut	3:48.863	24	23.125	214.4	Qualifying
69	41 Greaves Motorsport	Zytek Nissan	LM P2	Karim Ojje	3:49.718	25	23.980	213.6	Free Practice
70	39 Pecom Racing	Lola B11/40-Judd Bmw	LM P2	Luis Perez-Companc	3:50.070	40	24.332	213.3	Qualifying
71	33 Level 5 Motorsports	Lola Coupe-Honda Performance Development	LM P2	Joao Barbosa	3:50.177	12	24.439	213.2	Qualifying
72	48 Team Oreca Matmut	Oreca 03-Nissan	LM P2	David Hallyday	3:50.227	66	24.489	213.1	Qualifying
73	40 Race Performance	Oreca 03-Judd BMW	LM P2	Marc Rostan	3:50.333	25	24.595	213.0	Qualifying 1
74	5 Hope Racing	Oreca Swiss Hy Tech-Hybrid	LM P1	Jan Lammers	3:50.495	28	24.757	212.9	Qualifying
75	5 Hope Racing	Oreca Swiss Hy Tech-Hybrid	LM P1	Casper Elgaard	3:50.739	27	25.001	212.6	Free Practice
76	42 Strakka Racing	Honda Performance Development Am 01 D	LM P2	Nick Leventis	3:52.350	42	26.612	211.2	Free Practice
77	009 Aston Martin Racing	Aston Martin AMR-One	LM P1	Harold Primat	3:52.741	22	27.003	210.8	Qualifying
78	35 Oak Racing	Oak Pescarolo-Judd BMW	LM P2	Patrice Lafargue	3:54.175	43	28.437	209.5	Qualifying
79	009 Aston Martin Racing	Aston Martin AMR-One	LM P1	Adrian Fernandez	3:54.800	17	29.062	209.0	Qualifying
80	36 RML	Honda Performance Development Am 01 D	LM P2	Mike Newton	3:55.368	30	29.630	208.5	Qualifying
81	33 Level 5 Motorsports	Lola Coupe-Honda Performance Development	LM P2	Scott Tucker	3:57.072	16	31.334	207.0	Qualifying
82	55 BMW Motorsport	BMW M3 GT	LM GTE Pro	Augusto Farfus	3:57.592	53	31.854	206.5	Qualifying
83	51 AF Corse Srl	Ferrari 458 Italia	LM GTE Pro	Gianmaria Bruni	3:58.040	39	32.302	206.1	Qualifying
84	56 BMW Motorsport	BMW M3 GT	LM GTE Pro	Andy Priaux	3:58.426	30	32.688	205.8	Qualifying 1
85	44 Extreme Limite AM Paris	Norma M200P-Judd BMW	LM P2	Jean-René De Fournoux	3:59.095	29	33.357	205.2	Qualifying
86	55 BMW Motorsport	BMW M3 GT	LM GTE Pro	Jörg Müller	3:59.321	37	33.583	205.0	Qualifying 1
87	55 BMW Motorsport	BMW M3 GT	LM GTE Pro	Dirk Werner	3:59.426	51	33.688	204.9	Qualifying
88	74 Corvette Racing	Chevrolet Corvette C6 ZR1	LM GTE Pro	Jan Magnussen	3:59.519	43	33.781	204.8	Qualifying 1
89	89 Hankook-Team Farnbacher	Ferrari 458 Italia	LM GTE Pro	Dominik Farnbacher	3:59.519	61	33.781	204.8	Qualifying
90	73 Corvette Racing	Chevrolet Corvette C6 ZR1	LM GTE Pro	Olivier Beretta	3:59.633	39	33.895	204.7	Qualifying 1
91	77 Team Felbermayr-Proton	Porsche 911 RSR (997)	LM GTE Pro	Marc Lieb	3:59.662	38	33.924	204.7	Qualifying
92	35 Oak Racing	Oak Pescarolo-Judd BMW	LM P2	Frédéric Da Rocha	3:59.773	36	34.035	204.6	Free Practice
93	59 Luxury Racing	Ferrari 458 Italia	LM GTE Pro	Jaime Melo	3:59.901	34	34.163	204.5	Qualifying 1
94	75 Prospeed Competition	Porsche 911 RSR (997)	LM GTE Pro	Marco Holzer	3:59.962	43	34.224	204.5	Qualifying 1
95	74 Corvette Racing	Chevrolet Corvette C6 ZR1	LM GTE Pro	Oliver Gavin	4:00.087	39	34.349	204.4	Qualifying
96	89 Hankook-Team Farnbacher	Ferrari 458 Italia	LM GTE Pro	Allan Simonsen	4:00.260	27	34.522	204.2	Qualifying 1
97	44 Extreme Limite AM Paris	Norma M200P-Judd BMW	LM P2	Philippe Haezebrouck	4:00.437	27	34.699	204.1	Qualifying
98	79 Jota	Aston Martin Vantage	LM GTE Pro	Sam Hancock	4:00.747	43	35.009	203.8	Qualifying 1
99	73 Corvette Racing	Chevrolet Corvette C6 ZR1	LM GTE Pro	Antonio Garcia	4:00.763	45	35.025	203.8	Free Practice
100	56 BMW Motorsport	BMW M3 GT	LM GTE Pro	Joey Hand	4:00.877	55	35.139	203.7	Qualifying 1
101	66 JMW Motorsport	Ferrari 458 Italia	LM GTE Pro	Rob Bell	4:00.890	44	35.152	203.7	Qualifying
102	77 Team Felbermayr-Proton	Porsche 911 RSR (997)	LM GTE Pro	Richard Lietz	4:00.901	35	35.163	203.7	Qualifying
103	77 Team Felbermayr-Proton	Porsche 911 RSR (997)	LM GTE Pro	Wolf Henzler	4:00.926	30	35.188	203.6	Qualifying
104	74 Corvette Racing	Chevrolet Corvette C6 ZR1	LM GTE Pro	Richard Westbrook	4:00.926	33	35.188	203.6	Qualifying
105	80 Flying Lizard Motorsports	Porsche 911 RSR (997)	LM GTE Pro	Jörg Bergmeister	4:01.024	34	35.286	203.6	Qualifying
106	58 Luxury Racing	Ferrari 458 Italia	LM GTE Pro	Anthony Beltoise	4:01.176	40	35.438	203.4	Qualifying
107	59 Luxury Racing	Ferrari 458 Italia	LM GTE Pro	Frédéric Makowiecki	4:01.279	31	35.541	203.4	Qualifying
108	61 AF Corse SRL	Ferrari F430	LM GTE Am	Marco Cioci	4:01.282	30	35.544	203.3	Qualifying
109	59 Luxury Racing	Ferrari 458 Italia	LM GTE Pro	Stéphane Ortelli	4:01.292	30	35.554	203.3	Qualifying
110	56 BMW Motorsport	BMW M3 GT	LM GTE Pro	Dirk Müller	4:01.387	28	35.649	203.3	Qualifying
111	51 AF Corse Srl	Ferrari 458 Italia	LM GTE Pro	Toni Vilander	4:01.558	36	35.820	203.1	Free Practice
112	73 Corvette Racing	Chevrolet Corvette C6 ZR1	LM GTE Pro	Tommy Milner	4:01.626	35	35.888	203.1	Qualifying
113	88 Team Felbermayr-Proton	Porsche 911 RSR (997)	LM GTE Pro	Nick Tandy	4:01.752	33	36.014	203.0	Qualifying
114	71 AF Corse	Ferrari 458 Italia	LM GTE Pro	Rui Aguas	4:02.216	35	36.478	202.6	Qualifying
115	76 Imsa Performance Matmut	Porsche 911 RSR (997)	LM GTE Pro	Patrick Pilet	4:02.548	11	36.810	202.3	Qualifying
116	51 AF Corse Srl	Ferrari 458 Italia	LM GTE Pro	Carlo Fisichella	4:02.869	39	37.131	202.0	Qualifying
117	80 Flying Lizard Motorsports	Porsche 911 RSR (997)	LM GTE Pro	Patrick Long	4:03.128	23	37.390	201.8	Qualifying
118	75 Prospeed Competition	Porsche 911 RSR (997)	LM GTE Pro	Marc Goossens	4:03.521	37	37.783	201.5	Qualifying



# 24 HEURES DU MANS 2011



## 24 HEURES DU MANS

ILMC

After Qualifying

After 6 Hours Provisional Classification by Driver Fastest Lap

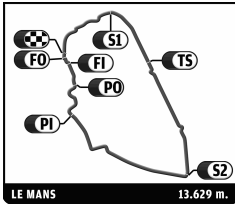
Nr	Team	Car	Class	Driver	Time	Laps	Gap	Kph	Session
119	63 Proton Competition	Porsche 911 RSR (997)	LM GTE Am	Horst Felbermayr Jr.	4:03.532	25	37.794	201.5	Qualifying
120	81 Flying Lizard Motorsports	Porsche 911 RSR (997)	LM GTE Am	Darren Law	4:03.648	43	37.910	201.4	Qualifying
121	70 Larbre Competition	Porsche 911 RSR (997)	LM GTE Am	Jean-Philippe Belloc	4:03.918	42	38.180	201.2	Qualifying 1
122	75 Prospeed Competition	Porsche 911 RSR (997)	LM GTE Pro	Jaap Van Lagen	4:04.015	45	38.277	201.1	Qualifying
123	89 Hankook-Team Farnbacher	Ferrari 458 Italia	LM GTE Pro	Leh Keen	4:04.141	37	38.403	201.0	Qualifying
124	83 JMB Racing	Ferrari F430	LM GTE Am	Nicolas Marroc	4:04.640	28	38.902	200.6	Qualifying
125	60 Gulf AMR Middle East	Aston Martin Vantage	LM GTE Am	Fabien Giroix	4:04.702	30	38.964	200.5	Free Practice
126	81 Flying Lizard Motorsports	Porsche 911 RSR (997)	LM GTE Am	Spencer Pumpelly	4:04.747	39	39.009	200.5	Qualifying 1
127	80 Flying Lizard Motorsports	Porsche 911 RSR (997)	LM GTE Pro	Lucas Luhr	4:04.812	28	39.074	200.4	Qualifying
128	57 Krohn Racing	Ferrari F430	LM GTE Am	Michele Rugolo	4:05.211	10	39.473	200.1	Qualifying
129	57 Krohn Racing	Ferrari F430	LM GTE Am	Niclas Jonsson	4:05.856	44	40.118	199.6	Qualifying 1
130	76 Imsa Performance Matmut	Porsche 911 RSR (997)	LM GTE Pro	Nicolas Armindo	4:05.913	23	40.175	199.5	Qualifying
131	66 JMW Motorsport	Ferrari 458 Italia	LM GTE Pro	Xavier Maassen	4:05.954	37	40.216	199.5	Qualifying
132	50 Larbre Competition	Chevrolet Corvette C6 ZR1	LM GTE Am	Julien Canal	4:05.955	43	40.217	199.5	Qualifying 1
133	79 Jota	Aston Martin Vantage	LM GTE Pro	Chris Buncombe	4:05.985	32	40.247	199.5	Free Practice
134	79 Jota	Aston Martin Vantage	LM GTE Pro	Simon Dolan	4:06.463	24	40.725	199.1	Qualifying
135	88 Team Felbermayr-Proton	Porsche 911 RSR (997)	LM GTE Pro	Bryce Miller	4:06.552	28	40.814	199.0	Qualifying
136	66 JMW Motorsport	Ferrari 458 Italia	LM GTE Pro	Tim Sugden	4:07.068	18	41.330	198.6	Qualifying
137	62 CRS Racing	Ferrari F430	LM GTE Am	Pierre Ehret	4:07.236	28	41.498	198.5	Qualifying
138	88 Team Felbermayr-Proton	Porsche 911 RSR (997)	LM GTE Pro	Abdulaziz Al-Faisal	4:07.348	39	41.610	198.4	Free Practice
139	65 Lotus Jetalliance	Lotus Evora	LM GTE Pro	Johnny Mowlem	4:07.465	24	41.727	198.3	Qualifying 1
140	58 Luxury Racing	Ferrari 458 Italia	LM GTE Pro	Pierre Thiriet	4:07.644	33	41.906	198.1	Qualifying
141	76 Imsa Performance Matmut	Porsche 911 RSR (997)	LM GTE Pro	Raymond Narac	4:07.830	13	42.092	198.0	Qualifying
142	68 Robertson Racing LLC	Ford GT-Doran	LM GTE Am	David Murry	4:08.208	17	42.470	197.7	Qualifying
143	65 Lotus Jetalliance	Lotus Evora	LM GTE Pro	James Rossiter	4:09.576	36	43.838	196.6	Free Practice
144	58 Luxury Racing	Ferrari 458 Italia	LM GTE Pro	François Jakubowski	4:09.674	36	43.936	196.5	Free Practice
145	63 Proton Competition	Porsche 911 RSR (997)	LM GTE Am	Christian Ried	4:10.676	32	44.938	195.7	Qualifying
146	61 AF Corse SRL	Ferrari F430	LM GTE Am	Sean Paul Breslin	4:10.762	26	45.024	195.7	Qualifying
147	70 Larbre Competition	Porsche 911 RSR (997)	LM GTE Am	Christophe Bourret	4:11.047	33	45.309	195.4	Free Practice
148	65 Lotus Jetalliance	Lotus Evora	LM GTE Pro	Jonathan Hirschi	4:11.132	19	45.394	195.4	Free Practice
149	57 Krohn Racing	Ferrari F430	LM GTE Am	Tracy Krohn	4:11.709	24	45.971	194.9	Free Practice
150	50 Larbre Competition	Chevrolet Corvette C6 ZR1	LM GTE Am	Gabriele Gardel	4:11.740	18	46.002	194.9	Free Practice
151	64 Lotus Jetalliance	Lotus Evora	LM GTE Pro	Martin Rich	4:12.569	43	46.831	194.3	Qualifying
152	60 Gulf AMR Middle East	Aston Martin Vantage	LM GTE Am	Michael Wainwright	4:12.959	27	47.221	194.0	Free Practice
153	83 JMB Racing	Ferrari F430	LM GTE Am	Manuel Rodrigues	4:13.183	29	47.445	193.8	Qualifying
154	61 AF Corse SRL	Ferrari F430	LM GTE Am	Piergiuseppe Perazzini	4:13.348	23	47.610	193.7	Qualifying
155	50 Larbre Competition	Chevrolet Corvette C6 ZR1	LM GTE Am	Patrick Bornhauser	4:13.623	24	47.885	193.5	Qualifying
156	70 Larbre Competition	Porsche 911 RSR (997)	LM GTE Am	Pascal Gibbon	4:13.783	34	48.045	193.3	Free Practice
157	81 Flying Lizard Motorsports	Porsche 911 RSR (997)	LM GTE Am	Seth Neiman	4:13.930	32	48.192	193.2	Qualifying
158	83 JMB Racing	Ferrari F430	LM GTE Am	Jean-Marc Menahem	4:14.116	21	48.378	193.1	Qualifying
159	63 Proton Competition	Porsche 911 RSR (997)	LM GTE Am	Horst Felbermayr	4:16.512	24	50.774	191.3	Qualifying
160	60 Gulf AMR Middle East	Aston Martin Vantage	LM GTE Am	Roald Goethe	4:17.470	14	51.732	190.6	Free Practice
161	71 AF Corse	Ferrari 458 Italia	LM GTE Pro	Michael Waltrip	4:18.171	31	52.433	190.0	Qualifying
162	62 CRS Racing	Ferrari F430	LM GTE Am	Roger Wills	4:18.494	18	52.756	189.8	Qualifying
163	62 CRS Racing	Ferrari F430	LM GTE Am	Shaun Lynn	4:18.810	21	53.072	189.6	Qualifying
164	64 Lotus Jetalliance	Lotus Evora	LM GTE Pro	Oskar Slingerland	4:20.533	42	54.795	188.3	Qualifying
165	71 AF Corse	Ferrari 458 Italia	LM GTE Pro	Robert Kauffman	4:21.280	36	55.542	187.8	Free Practice
166	64 Lotus Jetalliance	Lotus Evora	LM GTE Pro	John Harshorne	4:26.142	17	1'00.404	184.4	Qualifying
167	68 Robertson Racing LLC	Ford GT-Doran	LM GTE Am	Andrea Robertson	4:27.957	28	1'02.219	183.1	Qualifying
168	68 Robertson Racing LLC	Ford GT-Doran	LM GTE Am	David Robertson	4:31.116	23	1'05.378	181.0	Qualifying

Published at: .....

<b>Race Director: Daniell Poissenot</b>	<b>Timekeeper: Christian Crucifix</b>
---	---------------------------------------



# 24 HEURES DU MANS 2011



## 24 HEURES DU MANS

ILMC

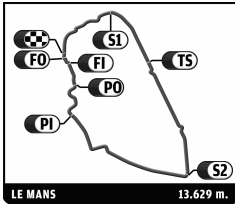
Qualifying

### Best Sector Times

SECTOR 1			SECTOR 2			SECTOR 3			Pos	Team	Ideal Lap	Best Lap
Pos	Driver	Time	Driver	Time	Driver	Time	Pos	Team				
1	R.Dumas	32.194	S.Pagenaud	1:19.405	B.Treluyer	1:33.198	1	Audi Sport Team Joest	3:25.384	3:25.738	(1)	
2	T.Kristensen	32.239	M.Gene	1:19.442	T.Kristensen	1:33.593	2	Team Peugeot Total	3:25.528	3:26.010	(3)	
3	B.Treluyer	32.284	S.Sarrazin	1:19.510	S.Pagenaud	1:33.823	3	Audi Sport North America	3:25.580	3:26.165	(5)	
4	S.Pagenaud	32.300	R.Dumas	1:19.607	R.Dumas	1:33.998	4	Audi Sport Team Joest	3:25.799	3:25.799	(2)	
5	S.Sarrazin	32.426	T.Kristensen	1:19.748	S.Sarrazin	1:34.049	5	Peugeot Sport Total	3:25.985	3:26.156	(4)	
6	A.Wurz	32.575	M.Fassler	1:19.902	M.Gene	1:34.167	6	Peugeot Sport Total	3:26.184	3:26.272	(6)	
7	L.Duval	32.678	L.Duval	1:21.904	L.Duval	1:35.236	7	Team Oreca Matmut	3:29.818	3:30.084	(7)	
8	N.Jani	33.250	J.Jousse	1:22.718	N.Jani	1:36.476	8	Rebellion Racing	3:32.633	3:32.883	(8)	
9	J.Jousse	33.458	A.Belicchi	1:22.856	J.Jousse	1:36.749	9	Pescarolo Team	3:32.925	3:33.066	(9)	
10	A.Belicchi	33.521	N.Jani	1:22.907	A.Belicchi	1:37.592	10	Rebellion Racing	3:33.969	3:34.573	(10)	
11	G.Moreau	33.636	G.Moreau	1:23.103	G.Moreau	1:37.958	11	Oak Racing	3:34.697	3:34.933	(11)	
12	O.Pla	33.902	M.Martin	1:23.917	M.Martin	1:38.625	12	Kronos Racing	3:36.460	3:36.551	(12)	
13	M.Martin	33.918	O.Pla	1:23.938	O.Pla	1:38.857	13	Quifel-Asm Team	3:36.697	3:37.393	(13)	
14	A.Premat	34.239	J.Yvon	1:24.788	S.Ayari	1:40.230	14	Signatech Nissan	3:41.310	3:41.458	(14)	
15	J.Kane	34.422	A.Premat	1:25.886	P.Kaffer	1:41.004	15	Team Oreca Matmut	3:41.461	3:43.098	(17)	
16	T.Kimber-Smith	34.626	J.Kane	1:26.325	S.Nakano	1:41.138	16	Oak Racing	3:41.853	3:41.908	(15)	
17	F.Mailleux	34.651	S.Ayari	1:26.429	A.Premat	1:41.336	17	Strakka Racing	3:42.615	3:42.615	(16)	
18	R.Meichtry	34.714	T.Kimber-Smith	1:26.643	T.Kimber-Smith	1:41.700	18	Pecom Racing	3:42.682	3:43.223	(18)	
19	S.Mucke	34.837	R.Meichtry	1:26.704	J.Kane	1:41.868	19	Greaves Motorsport	3:42.969	3:43.802	(20)	
20	P.Kaffer	34.845	P.Kaffer	1:26.833	J.Yvon	1:42.156	20	Oak Racing	3:43.174	3:43.479	(19)	
21	R.Hein	34.909	S.Nakano	1:26.994	S.Mucke	1:42.330	21	Race Performance	3:44.283	3:44.294	(21)	
22	N.De Crem	35.042	S.Zacchia	1:27.453	R.Meichtry	1:42.865	22	007 Aston Martin Racing	3:45.542	3:45.918	(22)	
23	C.Bouchut	35.132	T.Erdos	1:28.031	S.Zacchia	1:43.141	23	5 Hope Racing	3:45.797	3:47.691	(24)	
24	A.Meyrick	35.194	A.Barlesi	1:28.309	T.Erdos	1:43.288	24	36 RML	3:46.689	3:47.308	(23)	
25	S.Zacchia	35.203	D.Turner	1:28.375	A.Meyrick	1:43.430	25	35 Oak Racing	3:47.817	3:48.665	(27)	
26	T.Erdos	35.370	F.Rosier	1:28.952	A.Barlesi	1:43.908	26	009 Aston Martin Racing	3:48.355	3:48.355	(25)	
27	F.Rosier	35.547	C.Bouchut	1:29.254	F.Rosier	1:43.921	27	44 Extreme Limite AM Paris	3:48.420	3:48.420	(26)	
28	A.Barlesi	35.600	A.Meyrick	1:29.731	C.Bouchut	1:44.252	28	33 Level 5 Motorsports	3:48.638	3:48.863	(28)	
29	A.Farfus	37.028	A.Priaux	1:31.775	A.Farfus	1:47.873	29	55 BMW Motorsport	3:57.093	3:57.592	(29)	
30	G.Bruni	37.045	D.Werner	1:32.192	G.Bruni	1:48.259	30	51 AF Corse Srl	3:57.903	3:58.040	(30)	
31	A.Priaux	37.313	D.Farnbacher	1:32.475	J.Melo	1:48.716	31	56 BMW Motorsport	3:58.426	3:58.426	(31)	
32	A.Simonsen	37.486	M.Lieb	1:32.551	M.Lieb	1:48.771	32	77 Team Felbermayr-Proton	3:59.036	3:59.662	(35)	
33	F.Makowiecki	37.517	G.Bruni	1:32.599	M.Holzer	1:48.910	33	89 Hankook-Team Farnbacher	3:59.237	3:59.519	(32)	
34	S.Hancock	37.530	N.Tandy	1:32.876	O.Beretta	1:48.928	34	73 Corvette Racing	3:59.417	3:59.633	(34)	
35	J.Magnussen	37.543	M.Holzer	1:32.900	J.Magnussen	1:49.062	35	74 Corvette Racing	3:59.513	3:59.519	(33)	
36	A.Beltoise	37.572	J.Magnussen	1:32.908	R.Bell	1:49.105	36	59 Luxury Racing	3:59.558	3:59.901	(36)	
37	O.Beretta	37.577	O.Beretta	1:32.912	D.Farnbacher	1:49.276	37	75 Prospeed Competition	3:59.622	3:59.962	(37)	
38	R.Bell	37.578	J.Bergmeister	1:33.225	A.Priaux	1:49.338	38	79 Jota	4:00.362	4:00.747	(38)	
39	M.Lieb	37.714	J.Melo	1:33.325	S.Hancock	1:49.353	39	66 JMW Motorsport	4:00.596	4:00.890	(39)	
40	J.Bergmeister	37.761	M.Cioci	1:33.428	A.Beltoise	1:49.400	40	58 Luxury Racing	4:00.738	4:01.176	(41)	
41	M.Holzer	37.812	S.Hancock	1:33.479	J.Bergmeister	1:49.972	41	80 Flying Lizard Motorsports	4:00.958	4:01.024	(40)	
42	N.Tandy	37.847	R.Aguas	1:33.672	M.Cioci	1:49.977	42	88 Team Felbermayr-Proton	4:01.212	4:01.752	(43)	
43	M.Cioci	37.877	A.Beltoise	1:33.766	P.Pilet	1:50.408	43	61 AF Corse SRL	4:01.282	4:01.282	(42)	
44	R.Aguas	37.894	H.Felbermayr Jr.	1:33.862	R.Aguas	1:50.465	44	71 AF Corse	4:02.031	4:02.216	(44)	
45	P.Pilet	37.993	R.Bell	1:33.913	N.Tandy	1:50.489	45	76 Imsa Performance Matmut	4:02.328	4:02.548	(45)	
46	F.Giroix	38.136	P.Pilet	1:33.927	H.Felbermayr Jr.	1:51.093	46	63 Proton Competition	4:03.270	4:03.532	(46)	
47	N.Marroc	38.208	D.Law	1:33.961	D.Law	1:51.123	47	81 Flying Lizard Motorsports	4:03.392	4:03.648	(47)	
48	J.Belloc	38.225	J.Belloc	1:34.151	J.Belloc	1:51.542	48	70 Larbre Competition	4:03.918	4:03.918	(48)	
49	D.Law	38.308	M.Rugolo	1:34.377	F.Giroix	1:51.928	49	60 Gulf AMR Middle East	4:04.513	4:04.825	(50)	
50	H.Felbermayr Jr.	38.315	N.Marroc	1:34.397	N.Marroc	1:51.983	50	83 JMB Racing	4:04.588	4:04.640	(49)	
51	P.Ehret	38.486	F.Giroix	1:34.449	M.Rugolo	1:52.133	51	57 Krohn Racing	4:05.114	4:05.211	(51)	
52	J.Canal	38.492	J.Canal	1:34.853	J.Mowlem	1:52.517	52	50 Larbre Competition	4:05.955	4:05.955	(52)	



# 24 HEURES DU MANS 2011



## 24 HEURES DU MANS

ILMC

Qualifying

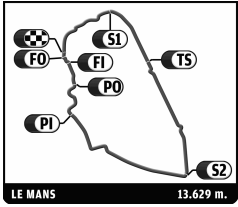
Best Sector Times

SECTOR 1			SECTOR 2		SECTOR 3		Pos	Team	Ideal Lap	Best Lap
Pos	Driver	Time	Driver	Time	Driver	Time				
53	57 N.Jonsson	38.604	68 D.Murry	1:35.275	50 J.Canal	1:52.610	53	62 CRS Racing	4:07.236	4:07.236 (53)
54	68 D.Murry	38.698	62 P.Ehret	1:35.863	62 P.Ehret	1:52.887	54	65 Lotus Jetalliance	4:07.266	4:07.465 (54)
55	65 J.Mowlem	38.878	65 J.Mowlem	1:35.871	68 D.Murry	1:53.980	55	68 Robertson Racing LLC	4:07.953	4:08.208 (55)
56	64 M.Rich	39.316	64 M.Rich	1:36.674	64 M.Rich	1:54.991	56	64 Lotus Jetalliance	4:10.981	4:12.569 (56)





# 24 HEURES DU MANS 2011



## 24 HEURES DU MANS

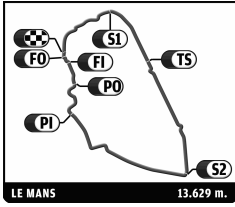
ILMC  
Qualifying

Best Specific Sectors

Pos	T6			T7			PORSCHE			FORD			T6+ T7		
	Driver	Time	Kph	Driver	Time	Kph	Driver	Time	Kph	Driver	Time	Kph	Driver	Time	Kph
1	7 A. Wurz	3.167	176,0	8 N. Minassian	3.716	236,6	2 A. Lotterer	15.638	259,6	9 S. Bourdais	5.501	169,2	7 A. Wurz	6.902	208,1
2	9 S. Bourdais	3.183	175,1	9 S. Bourdais	3.728	235,8	1 M. Rockenfeller	15.819	256,6	8 N. Minassian	5.572	167,0	9 S. Bourdais	6.911	207,8
3	10 N. Lapierre	3.197	174,3	7 A. Wurz	3.735	235,4	3 A. McNish	15.962	254,4	2 A. Lotterer	5.587	166,6	8 N. Minassian	6.957	206,5
4	3 A. McNish	3.219	173,1	3 A. McNish	3.749	234,5	8 N. Minassian	16.085	252,4	7 A. Wurz	5.628	165,4	3 A. McNish	6.979	205,8
5	2 A. Lotterer	3.230	172,5	2 A. Lotterer	3.750	234,4	10 N. Lapierre	16.246	249,9	3 A. McNish	5.645	164,9	2 A. Lotterer	6.980	205,8
6	8 N. Minassian	3.231	172,5	1 M. Rockenfeller	3.750	234,4	9 S. Bourdais	16.526	245,7	1 M. Rockenfeller	5.659	164,5	10 N. Lapierre	6.985	205,6
7	1 M. Rockenfeller	3.243	171,8	10 N. Lapierre	3.783	232,4	7 A. Wurz	16.555	245,2	10 N. Lapierre	5.661	164,4	1 M. Rockenfeller	7.008	205,0
8	35 F. Da Rocha	3.289	169,4	12 J. Bleekemolen	3.870	227,2	12 J. Bleekemolen	16.800	241,7	12 J. Bleekemolen	5.672	164,1	12 J. Bleekemolen	7.181	200,0
9	20 O. Pla	3.293	169,2	22 B. Leinders	3.874	226,9	26 F. Mailloux	16.805	241,6	13 J. Boullion	5.707	163,1	22 B. Leinders	7.188	199,8
10	12 J. Bleekemolen	3.311	168,3	16 J. Jousse	3.893	225,8	16 J. Jousse	17.010	238,7	42 D. Watts	5.719	162,8	13 J. Boullion	7.230	198,7
11	22 B. Leinders	3.314	168,2	13 J. Boullion	3.897	225,6	13 J. Boullion	17.080	237,7	48 A. Premat	5.796	160,6	20 O. Pla	7.236	198,5
12	13 J. Boullion	3.328	167,5	15 T. Monteiro	3.917	224,4	15 T. Monteiro	17.283	234,9	51 G. Bruni	5.870	158,6	16 J. Jousse	7.258	197,9
13	48 A. Premat	3.331	167,3	20 O. Pla	3.930	223,7	48 A. Premat	17.534	231,5	35 F. Da Rocha	5.894	157,9	15 T. Monteiro	7.274	197,5
14	42 D. Watts	3.344	166,7	24 J. Yvon	3.999	219,8	20 O. Pla	17.536	231,5	5 S. Zaccchia	5.898	157,8	35 F. Da Rocha	7.332	195,9
15	15 T. Monteiro	3.357	166,0	48 A. Premat	4.015	219,0	007 C. Klien	17.557	231,2	009 H. Primat	5.905	157,6	48 A. Premat	7.346	195,5
16	16 J. Jousse	3.365	165,6	35 F. Da Rocha	4.043	217,4	009 H. Primat	17.607	230,6	20 O. Pla	5.910	157,5	42 D. Watts	7.417	193,7
17	26 F. Mailloux	3.393	164,2	40 M. Rostan	4.047	217,2	42 D. Watts	17.624	230,4	16 J. Jousse	5.940	156,7	26 F. Mailloux	7.447	192,9
18	49 N. De Crem	3.398	164,0	26 F. Mailloux	4.054	216,9	39 P. Kaffer	17.686	229,6	26 F. Mailloux	5.940	156,7	49 N. De Crem	7.455	192,7
19	40 M. Rostan	3.414	163,2	49 N. De Crem	4.057	216,7	41 T. Kimber-Smith	17.803	228,0	66 R. Bell	5.941	156,7	40 M. Rostan	7.461	192,5
20	39 P. Kaffer	3.437	162,1	007 C. Klien	4.058	216,6	22 B. Leinders	17.875	227,1	15 T. Monteiro	5.958	156,2	007 C. Klien	7.509	191,3
21	007 C. Klien	3.447	161,7	41 T. Kimber-Smith	4.062	216,4	49 N. De Crem	17.911	226,7	39 P. Kaffer	5.973	155,8	41 T. Kimber-Smith	7.513	191,2
22	41 T. Kimber-Smith	3.451	161,5	42 D. Watts	4.073	215,8	40 M. Rostan	18.279	222,1	76 R. Narac	5.976	155,8	24 J. Yvon	7.530	190,8
23	33 C. Bouchut	3.454	161,3	39 P. Kaffer	4.095	214,7	24 J. Yvon	18.301	221,8	22 B. Leinders	6.005	155,0	39 P. Kaffer	7.535	190,6
24	36 T. Erdos	3.470	160,6	33 C. Bouchut	4.128	213,0	36 T. Erdos	18.405	220,6	007 C. Klien	6.033	154,3	33 C. Bouchut	7.582	189,4
25	24 J. Yvon	3.510	158,8	5 S. Zaccchia	4.131	212,8	44 F. Rosier	18.424	220,4	55 A. Farfus	6.039	154,1	36 T. Erdos	7.652	187,7
26	55 A. Farfus	3.531	157,8	44 F. Rosier	4.165	211,1	33 C. Bouchut	18.468	219,8	41 T. Kimber-Smith	6.065	153,5	44 F. Rosier	7.699	186,6
27	44 F. Rosier	3.534	157,7	36 T. Erdos	4.171	210,8	5 S. Zaccchia	18.586	218,4	33 C. Bouchut	6.066	153,4	5 S. Zaccchia	7.731	185,8
28	66 R. Bell	3.550	157,0	009 H. Primat	4.175	210,6	35 F. Da Rocha	18.814	215,8	79 S. Hancock	6.068	153,4	009 H. Primat	7.762	185,1
29	89 A. Simonsen	3.552	156,9	55 A. Farfus	4.289	205,0	51 G. Bruni	20.025	202,7	49 N. De Crem	6.071	153,3	55 A. Farfus	7.820	183,7
30	009 H. Primat	3.557	156,7	56 A. Prialux	4.309	204,0	59 J. Melo	20.168	201,3	44 F. Rosier	6.079	153,1	89 A. Simonsen	7.890	182,1
31	51 G. Bruni	3.567	156,2	79 S. Hancock	4.332	202,9	66 R. Bell	20.214	200,8	40 M. Rostan	6.118	152,1	66 R. Bell	7.906	181,7
32	5 S. Zaccchia	3.600	154,8	89 A. Simonsen	4.338	202,7	74 J. Magnussen	20.290	200,1	73 O. Beretta	6.133	151,8	51 G. Bruni	7.917	181,4
33	59 J. Melo	3.600	154,8	60 F. Giroix	4.341	202,5	89 A. Simonsen	20.403	199,0	59 J. Melo	6.138	151,6	56 A. Prialux	7.925	181,2
34	58 A. Beltoise	3.603	154,7	51 G. Bruni	4.349	202,1	79 S. Hancock	20.426	198,8	24 J. Yvon	6.141	151,6	58 A. Beltoise	7.955	180,6
35	56 A. Prialux	3.616	154,1	77 M. Lieb	4.352	202,0	55 A. Farfus	20.469	198,3	89 A. Simonsen	6.145	151,5	79 S. Hancock	7.957	180,5
36	60 F. Giroix	3.619	154,0	58 A. Beltoise	4.352	202,0	75 M. Holzer	20.470	198,3	36 T. Erdos	6.187	150,4	60 F. Giroix	7.960	180,5
37	76 R. Narac	3.622	153,9	66 R. Bell	4.356	201,8	73 O. Beretta	20.477	198,3	56 A. Prialux	6.197	150,2	59 J. Melo	7.971	180,2
38	79 S. Hancock	3.625	153,7	73 O. Beretta	4.363	201,5	77 M. Lieb	20.544	197,6	80 J. Bergmeister	6.203	150,1	76 R. Narac	8.003	179,5
39	73 O. Beretta	3.641	153,1	75 M. Holzer	4.370	201,2	56 A. Prialux	20.552	197,5	77 M. Lieb	6.209	149,9	73 O. Beretta	8.009	179,3
40	80 J. Bergmeister	3.644	152,9	59 J. Melo	4.371	201,1	58 A. Beltoise	20.586	197,2	58 A. Beltoise	6.225	149,5	77 M. Lieb	8.013	179,3
41	74 J. Magnussen	3.645	152,9	74 J. Magnussen	4.372	201,1	88 N. Tandy	20.790	195,3	74 J. Magnussen	6.256	148,8	74 J. Magnussen	8.023	179,0
42	77 M. Lieb	3.647	152,8	80 J. Bergmeister	4.378	200,8	71 R. Aguas	20.811	195,1	75 M. Holzer	6.297	147,8	80 J. Bergmeister	8.026	179,0
43	75 M. Holzer	3.666	152,0	76 R. Narac	4.381	200,7	61 M. Cioci	20.832	194,9	83 M. Rodrigues	6.318	147,3	75 M. Holzer	8.036	178,7
44	83 M. Rodrigues	3.681	151,4	88 N. Tandy	4.392	200,2	65 J. Mowlem	20.969	193,6	61 M. Cioci	6.335	146,9	83 M. Rodrigues	8.079	177,8
45	61 M. Cioci	3.689	151,1	83 M. Rodrigues	4.398	199,9	80 J. Bergmeister	20.976	193,6	81 D. Law	6.388	145,7	61 M. Cioci	8.089	177,6
46	63 H. Felbermayr Jr.	3.715	150,0	61 M. Cioci	4.398	199,9	76 R. Narac	21.047	192,9	88 N. Tandy	6.405	145,3	57 N. Jonsson	8.118	176,9
47	57 N. Jonsson	3.719	149,8	57 N. Jonsson	4.399	199,8	60 F. Giroix	21.090	192,5	57 N. Jonsson	6.411	145,2	70 J. Belloc	8.123	176,8
48	70 J. Belloc	3.722	149,7	70 J. Belloc	4.401	199,8	63 H. Felbermayr Jr.	21.124	192,2	71 R. Aguas	6.424	144,9	81 D. Law	8.129	176,7
49	50 J. Canal	3.724	149,6	81 D. Law	4.404	199,6	81 D. Law	21.161	191,9	65 J. Mowlem	6.445	144,4	63 H. Felbermayr Jr.	8.133	176,6
50	81 D. Law	3.725	149,6	50 J. Canal	4.414	199,2	83 M. Rodrigues	21.201	191,5	70 J. Belloc	6.469	143,9	50 J. Canal	8.145	176,4
51	88 N. Tandy	3.742	148,9	63 H. Felbermayr Jr.	4.418	199,0	70 J. Belloc	21.211	191,4	60 F. Giroix	6.554	142,0	88 N. Tandy	8.146	176,3
52	68 D. Murry	3.746	148,8	71 R. Aguas	4.432	198,4	62 R. Wills	21.553	188,4	63 H. Felbermayr Jr.	6.594	141,2	68 D. Murry	8.178	175,6
53	71 R. Aguas	3.747	148,7	68 D. Murry	4.432	198,4	57 N. Jonsson	21.564	188,3	50 J. Canal	6.704	138,8	71 R. Aguas	8.179	175,6
54	62 R. Wills	3.799	146,7	62 R. Wills	4.483	196,1	50 J. Canal	21.639	187,6	62 R. Wills	6.784	137,2	62 R. Wills	8.282	173,4
55	65 J. Mowlem	3.818	146,0	65 J. Mowlem	4.531	194,0	68 A. Robertson	21.761	186,6	68 D. Murry	6.893	135,0	65 J. Mowlem	8.363	171,8
56	64 M. Rich	3.892	143,2	64 M. Rich	4.536	193,8	64 M. Rich	22.218	182,7	64 M. Rich	6.910	134,7	64 M. Rich	8.440	170,2



# 24 HEURES DU MANS 2011



## 24 HEURES DU MANS

ILMC

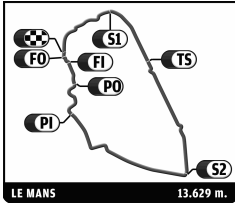
Qualifying

Best Top Speeds

Team	Car	Class	Top Speed Driver	Top 1		Top 2		Top 3		Top 4		Top 5		Avg
				Kph	Lap	Kph	Lap	Kph	Lap	Kph	Lap	Kph	Lap	
7 Peugeot Sport Total	Peugeot 908	LM P1	A. Wurz	342.9	66	340.7	63	339.6	18	337.5	10	336.4	24	339,4
8 Peugeot Sport Total	Peugeot 908	LM P1	S. Sarrazin	337.5	21	336.4	31	335.4	9	335.4	49	335.4	13	336,0
9 Team Peugeot Total	Peugeot 908	LM P1	P. Lamy	336.4	56	336.4	49	335.4	54	335.4	4	333.3	34	335,4
3 Audi Sport North America	Audi R18 TDI	LM P1	A. McNish	334.4	75	333.3	51	332.3	71	332.3	39	331.3	86	332,7
1 Audi Sport Team Joest	Audi R18 TDI	LM P1	T. Bernhard	333.3	19	332.3	53	331.3	29	330.3	24	329.3	20	331,3
2 Audi Sport Team Joest	Audi R18 TDI	LM P1	M. Fassler	333.3	52	332.3	51	332.3	5	332.3	80	331.3	56	332,3
16 Pescarolo Team	Pescarolo Judd	LM P1	J. Jousse	326.3	37	324.3	25	323.4	16	323.4	45	323.4	36	324,2
15 Oak Racing	Oak Pescarolo-Judd	LM P1	P. Ragues	322.4	28	321.4	47	320.5	54	320.5	48	320.5	46	321,1
10 Team Oreca Matmut	Peugeot 908 HDI-FAP	LM P1	O. Paris	319.5	35	318.6	9	318.6	3	318.6	43	317.6	69	318,6
13 Rebellion Racing	Lola B 10/60 Coupe-Toyota	LM P1	J. Boullion	319.5	28	316.7	33	316.7	29	315.8	32	315.8	27	316,9
22 Kronos Racing	Lola Aston Martin	LM P1	B. Leinders	317.6	28	314.9	18	314.9	24	314.9	26	314.9	30	315,4
12 Rebellion Racing	Lola B 10/60 Coupe-Toyota	LM P1	J. Bleekemolen	316.7	4	314.9	9	314.9	6	314.0	3	314.0	51	314,9
24 Oak Racing	Oak Pescarolo-Judd	LM P1	J. Yvon	315.8	13	314.9	47	314.0	6	314.0	57	314.0	29	314,5
20 Quifel-Asm Team	Zytek 09 SC	LM P1	W. Hughes	311.2	23	310.3	19	309.5	48	309.5	47	309.5	35	310,0
49 Oak Racing	Oak Pescarolo-BMW	LM P2	J. Charouz	301.7	31	301.7	32	301.7	19	301.7	29	301.7	16	301,7
5 Hope Racing	Oreca Swiss Hy Tech-Hybrid	LM P1	S. Zaccchia	300.8	4	297.5	9	297.5	3	296.7	19	296.7	20	297,8
36 RML	Honda Performance Development Av 01 D	LM P2	T. Erdos	300.0	4	299.2	29	297.5	27	296.7	28	296.7	51	298,0
48 Team Oreca Matmut	Oreca 03-Nissan	LM P2	D. Kraihamer	300.0	29	300.0	7	300.0	12	299.2	2	299.2	55	299,7
35 Oak Racing	Oak Pescarolo-Judd BMW	LM P2	A. Barlesi	299.2	18	299.2	35	298.3	36	297.5	37	297.5	41	298,3
39 Pecom Racing	Lola B11/40-Judd Bmw	LM P2	M. Russo	298.3	48	297.5	23	297.5	29	297.5	57	296.7	28	297,5
40 Race Performance	Oreca 03-Judd BMW	LM P2	R. Meichtry	298.3	19	298.3	14	298.3	38	297.5	13	297.5	32	298,0
42 Strakka Racing	Honda Performance Development Av 01 D	LM P2	J. Kane	298.3	7	297.5	22	296.7	19	296.7	15	296.7	9	297,2
26 Signatech Nissan	Oreca 03-Nissan	LM P2	F. Mailleux	297.5	53	296.7	28	296.7	61	296.7	17	296.7	7	296,9
41 Greaves Motorsport	Zytek Nissan	LM P2	K. Ojeh	296.7	47	296.7	35	295.9	36	295.9	11	295.9	38	296,2
55 BMW Motorsport	BMW M3 GT	LM GTE Pro	A. Farfus	292.7	54	291.1	2	290.3	15	290.3	14	289.5	7	290,8
74 Corvette Racing	Chevrolet Corvette C6 ZR1	LM GTE Pro	O. Gavin	291.9	18	291.1	28	289.5	27	288.8	31	288.8	16	290,0
77 Team Felbermayr-Proton	Porsche 911 RSR (997)	LM GTE Pro	M. Lieb	291.9	3	291.1	2	291.1	4	290.3	34	290.3	47	290,9
56 BMW Motorsport	BMW M3 GT	LM GTE Pro	A. Priaulx	291.1	4	291.1	18	290.3	5	289.5	22	289.5	7	290,3
007 Aston Martin Racing	Aston Martin AMR-One	LM P1	S. Mucke	291.1	25	289.5	18	289.5	4	288.8	22	288.8	24	289,5
33 Level 5 Motorsports	Lola Coupe-Honda Performance Development	LM P2	C. Bouchut	290.3	3	289.5	6	289.5	2	289.5	4	289.5	29	289,7
89 Hankook-Team Farnbacher	Ferrari 458 Italia	LM GTE Pro	L. Keen	290.3	54	289.5	12	288.0	48	287.2	49	287.2	2	288,4
44 Extreme Limite AM Paris	Norma M200P-Judd BMW	LM P2	F. Rosier	288.8	22	286.5	26	285.7	2	284.2	33	284.2	31	285,9
80 Flying Lizard Motorsports	Porsche 911 RSR (997)	LM GTE Pro	L. Lühr	288.8	9	288.0	41	287.2	10	287.2	4	287.2	40	287,7
83 JMB Racing	Ferrari F430	LM GTE Am	N. Marroc	288.8	30	288.0	39	286.5	3	285.7	18	285.7	53	286,9
70 Larbre Competition	Porsche 911 RSR (997)	LM GTE Am	J. Belloc	288.0	27	285.7	2	285.0	6	285.0	29	285.0	4	285,7
75 Prospeed Competition	Porsche 911 RSR (997)	LM GTE Pro	M. Goossens	288.0	57	287.2	12	286.5	9	286.5	21	285.7	15	286,8
76 Imsa Performance Matmut	Porsche 911 RSR (997)	LM GTE Pro	N. Armindo	288.0	20	286.5	34	285.7	12	285.7	33	285.7	27	286,3
81 Flying Lizard Motorsports	Porsche 911 RSR (997)	LM GTE Am	S. Pumpelly	288.0	15	288.0	18	288.0	16	287.2	17	287.2	50	287,7
57 Krohn Racing	Ferrari F430	LM GTE Am	N. Jonsson	287.2	36	285.7	32	285.7	31	285.7	9	285.0	34	285,9
63 Proton Competition	Porsche 911 RSR (997)	LM GTE Am	H. Felbermayr Jr.	287.2	2	284.2	3	284.2	15	283.5	17	282.7	4	284,4
88 Team Felbermayr-Proton	Porsche 911 RSR (997)	LM GTE Pro	A. Al-Faisal	287.2	23	286.5	33	286.5	34	286.5	11	286.5	6	286,6
59 Luxury Racing	Ferrari 458 Italia	LM GTE Pro	S. Ortelli	285.7	24	284.2	10	284.2	8	282.0	9	282.0	29	283,6
71 AF Corse	Ferrari 458 Italia	LM GTE Pro	R. Aguas	285.7	23	285.0	40	282.7	35	282.0	32	282.0	24	283,5
73 Corvette Racing	Chevrolet Corvette C6 ZR1	LM GTE Pro	O. Beretta	285.7	6	285.0	30	285.0	33	284.2	27	284.2	35	284,8
50 Larbre Competition	Chevrolet Corvette C6 ZR1	LM GTE Am	J. Canal	285.0	36	281.2	25	280.5	15	280.5	32	280.5	26	281,5
58 Luxury Racing	Ferrari 458 Italia	LM GTE Pro	A. Belhoise	285.0	4	284.2	13	283.5	2	283.5	5	283.5	43	283,9
51 AF Corse Srl	Ferrari 458 Italia	LM GTE Pro	G. Bruni	284.2	2	284.2	31	284.2	19	284.2	34	284.2	40	284,2
009 Aston Martin Racing	Aston Martin AMR-One	LM P1	A. Fernandez	284.2	8	282.7	9	282.0	19	282.0	20	282.0	36	282,6
61 AF Corse SRL	Ferrari F430	LM GTE Am	M. Cioci	283.5	30	282.0	27	282.0	25	282.0	31	281.2	35	282,1
66 JMW Motorsport	Ferrari 458 Italia	LM GTE Pro	R. Bell	283.5	20	282.0	10	281.2	11	280.5	16	280.5	35	281,5
62 CRS Racing	Ferrari F430	LM GTE Am	P. Ehret	282.0	17	281.2	13	280.5	16	280.5	27	279.8	20	280,8



# 24 HEURES DU MANS 2011



## 24 HEURES DU MANS

ILMC

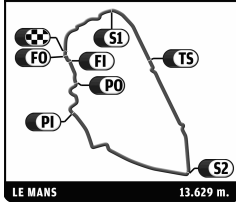
Qualifying

Best Top Speeds

Team	Car	Class	Top Speed Driver	Top 1		Top 2		Top 3		Top 4		Top 5		Avg
				Kph	Lap	Kph	Lap	Kph	Lap	Kph	Lap	Kph	Lap	
64 Lotus Jetalliance	Lotus Evora	LM GTE Pro	O. Slingerland	281.2	26	280.5	4	279.8	5	279.1	7	278.4	11	279,8
65 Lotus Jetalliance	Lotus Evora	LM GTE Pro	J. Mowlem	280.5	6	277.6	5	276.9	7	276.9	3	276.9	4	277,8
60 Gulf AMR Middle East	Aston Martin Vantage	LM GTE Am	F. Giroix	279.8	31	279.1	12	278.4	11	278.4	10	278.4	29	278,8
79 Jota	Aston Martin Vantage	LM GTE Pro	C. Buncombe	279.8	40	279.1	3	279.1	39	279.1	15	278.4	41	279,1
68 Robertson Racing LLC	Ford GT-Doran	LM GTE Am	D. Murry	279.1	19	278.4	18	278.4	17	278.4	6	277.6	7	278,4



# 24 HEURES DU MANS 2011



## 24 HEURES DU MANS

ILMC

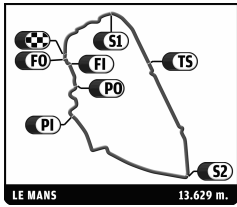
Qualifying

Fastest Lap Sequence

Practice Time	Team	Car	Class	Driver	Time	Kph	Lap
7:19.209	3 Audi Sport North America	Audi R18 TDI	LM P1	Allan McNish	<b>3:29.078</b>	234.7	2
7:25.820	1 Audi Sport Team Joest	Audi R18 TDI	LM P1	Mike Rockenfeller	<b>3:27.949</b>	235.9	2
22:40.883	2 Audi Sport Team Joest	Audi R18 TDI	LM P1	André Lotterer	<b>3:27.939</b>	236.0	6
1:28:00.198	8 Peugeot Sport Total	Peugeot 908	LM P1	Stephane Sarrazin	<b>3:27.033</b>	237.0	6
22:41:22.717	8 Peugeot Sport Total	Peugeot 908	LM P1	Stephane Sarrazin	<b>3:26.336</b>	237.8	17
22:42:35.729	7 Peugeot Sport Total	Peugeot 908	LM P1	Marc Gene	<b>3:26.272</b>	237.9	9
22:59:45.061	8 Peugeot Sport Total	Peugeot 908	LM P1	Stephane Sarrazin	<b>3:26.156</b>	238.0	21
22:59:50.483	2 Audi Sport Team Joest	Audi R18 TDI	LM P1	Marcel Fassler	<b>3:25.961</b>	238.2	30
24:14:16.848	1 Audi Sport Team Joest	Audi R18 TDI	LM P1	Romain Dumas	<b>3:25.799</b>	238.4	14
25:16:15.886	2 Audi Sport Team Joest	Audi R18 TDI	LM P1	Benoit Treluyer	<b>3:25.738</b>	238.5	35



# 24 HEURES DU MANS 2011



## 24 HEURES DU MANS

ILMC  
Qualifying

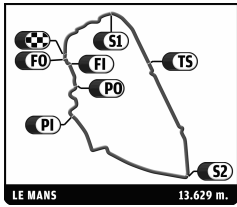
### Sector Analysis

■ Personal Best ■ Session Best B Crossing the finish line in pit lane

Lap	D	Time	Sector 1	Sector 2	Sector 3	T6	T7	Porsche	Ford	T. Spd	Hour	Elapsed
<b>1</b>		<b>Audi Sport Team Joest</b>										Audi R18 TDI
		Timo Bernhard		Mike Rockenfeller								LM P1
		Romain Dumas										
1	3	3:57.871	53.691	1:26.471	1:37.709	3.291		17.403	6.241	320.5	22:03	3:57.871
2	3	3:27.949	32.854	1:20.831	1:34.264	3.297	3.795	15.974	5.930	328.3	22:07	7:25.820
3	3	3:30.283	32.793	1:21.024	1:36.466	3.274	3.775	17.164	6.215	302.5	22:10	10:56.103
4	3	3:40.498 <b>B</b>	32.638	1:22.081	1:45.779		3.777	17.184		329.3	22:14	14:36.601
5	3	5:24.197	2:02.826	1:26.686	1:54.685	3.384		25.844	8.336	291.1	22:20	20:00.798
6	3	3:34.455	33.594	1:22.774	1:38.087	3.257	3.829	17.253	6.217	326.3	22:23	23:35.253
7	3	3:28.592	32.836	1:20.860	1:34.896	3.386	3.774	16.472	5.816	328.3	22:27	27:03.845
8	1	11:24.524	34.797	1:24.338	9:25.389	3.449	3.825	18.592	6.299	283.5	22:38	38:28.369
9	1	3:35.637	33.388	1:22.550	1:39.699	3.410	3.837	18.862	6.443	327.3	22:42	42:04.006
10	1	3:41.218 <b>B</b>	33.833	1:22.796	1:44.589		3.829	16.986		325.3	22:45	45:45.224
11	2	4:46.640	1:41.374	1:23.195	1:42.071	3.392		18.454	7.026	325.3	22:50	50:31.864
12	1	20:13:36.76 <b>B</b>	33.384	1:21.880	...		3.828	17.379		322.4	19:04	21:04:08.630
13	1	8:47.505	5:46.211	1:22.835	1:38.459	3.472		17.938	6.626	320.5	19:12	21:12:56.135
14	1	3:33.627	32.996	1:21.201	1:39.430	3.367	3.847	18.797	6.139	327.3	19:16	21:16:29.762
15	1	3:31.016	33.174	1:21.286	1:36.556	3.329	3.805	17.956	5.809	327.3	19:20	21:20:00.778
16	1	3:28.633	32.788	1:20.813	1:35.032	3.284	3.799	16.697	5.777	323.4	19:23	21:23:29.411
17	1	3:46.969 <b>B</b>	33.377	1:20.872	1:52.720		3.776	20.406		326.3	19:27	21:27:16.380
18	1	9:15.206	6:17.186	1:22.159	1:35.861	3.331		16.823	6.059	324.3	19:36	21:36:31.586
19	1	3:27.976	32.776	1:20.455	1:34.745	3.333	3.791	16.331	5.742	333.3	19:39	21:39:59.562
20	1	3:29.637	32.955	1:22.042	1:34.640	3.333	3.802	16.351	5.689	329.3	19:43	21:43:29.199
21	1	3:27.958	32.858	1:20.481	1:34.619	3.472	3.794	16.168	5.896	325.3	19:46	21:46:57.157
22	1	3:50.594 <b>B</b>	32.752	1:22.404	1:55.438		3.826	17.019		326.3	19:50	21:50:47.751
23	2	6:56.066	3:55.021	1:22.916	1:38.129	3.315		18.205	6.037	315.8	19:57	21:57:43.817
24	2	3:29.811	33.163	1:21.239	1:35.409	3.535	3.809	16.527	5.822	330.3	20:01	22:01:13.628
25	2	3:30.151	32.946	1:20.614	1:36.591	3.299	3.854	17.803	5.961	327.3	20:04	22:04:43.779
26	2	3:28.413	32.815	1:20.180	1:35.418	3.381	3.791	17.111	5.728	319.5	20:08	22:08:12.192
27	2	3:27.876	32.621	1:20.226	1:35.029	3.508	3.807	16.350	6.276	321.4	20:11	22:11:40.068
28	2	9:33.430	33.541	1:23.112	7:36.777	3.293	3.838	18.707	7.452	327.3	20:21	22:21:13.498
29	2	3:29.981	33.706	1:20.607	1:35.668	3.362	3.775	17.096	5.801	331.3	20:24	22:24:43.479
30	2	3:27.697	32.590	1:20.523	1:34.584	3.360	3.795	16.309	5.659	325.3	20:28	22:28:11.176
31	2	3:35.747 <b>B</b>	33.936	1:20.244	1:41.567		3.792	16.298		325.3	20:31	22:31:46.923
32	2	1:32:01.169	...	1:23.491	1:40.921	3.316		16.427	7.661	321.4	22:03	24:03:48.092
33	2	3:29.155	32.785	1:22.291	1:34.079	3.298	3.787	16.107	5.890	325.3	22:07	24:07:17.247
34	2	3:33.802	33.166	1:23.789	1:36.847	3.264	3.779	18.231	5.798	269.3	22:10	24:10:51.049
35	2	<b>3:25.799</b>	<b>32.194</b>	<b>1:19.607</b>	<b>1:33.998</b>	3.386	3.750	15.819	5.817	321.4	22:14	24:14:16.848
36	2	3:30.551	32.558	1:20.197	1:37.796	3.333	3.798	18.405	6.134	327.3	22:17	24:17:47.399
37	2	4:21.130 <b>B</b>	34.221	1:26.503	2:20.406		3.793	27.247		328.3	22:22	24:22:08.529
38	3	22:16.931	...	1:24.314	1:44.233	3.317		20.422	7.050	317.6	22:44	24:44:25.460
39	3	3:35.195	33.339	1:23.260	1:38.596	3.389	3.812	18.157	6.078	319.5	22:48	24:48:00.655
40	3	3:42.455 <b>B</b>	32.952	1:21.193	1:48.310		3.827	20.301		325.3	22:51	24:51:43.110
41	3	5:16.031	2:12.121	1:22.363	1:41.547	3.287		19.297	6.525	326.3	22:56	24:56:59.141
42	3	3:29.590	32.957	1:21.260	1:35.373	3.332	3.792	16.593	5.798	319.5	23:00	25:00:28.731
43	3	3:28.954	32.614	1:21.479	1:34.861	3.290	3.797	16.367	5.789	327.3	23:03	25:03:57.685
44	3	3:34.215	35.309	1:21.812	1:37.094	3.243	3.781	17.518	6.006	326.3	23:07	25:07:31.900
45	3	3:33.074	32.870	1:20.811	1:39.393	3.308	3.765	19.065	5.913	321.4	23:11	25:11:04.974
46	3	3:36.319	33.091	1:21.945	1:41.283	3.343	3.781	20.870	6.186	327.3	23:14	25:14:41.293
47	3	3:32.259	33.449	1:21.064	1:37.746	3.281	3.783	17.417	6.024	327.3	23:18	25:18:13.552
48	3	3:42.473 <b>B</b>	34.383	1:23.746	1:44.344		3.774	17.048		327.3	23:21	25:21:56.025
49	1	5:36.077	2:31.570	1:23.519	1:40.988	3.465		19.999	6.276	322.4	23:27	25:27:32.102
50	1	3:34.194	33.689	1:21.829	1:38.676	3.404	3.840	18.543	6.105	326.3	23:31	25:31:06.296
51	1	3:35.031	34.950	1:23.838	1:36.243	3.296	3.820	16.833	5.998	315.8	23:34	25:34:41.327
52	1	3:39.418 <b>B</b>	32.894	1:21.073	1:45.451		3.787	16.662		328.3	23:38	25:38:20.745
53	1	10:12.432	7:14.063	1:22.319	1:36.050	3.340		16.559	5.923	332.3	23:48	25:48:33.177
54	1	3:30.595	32.808	1:20.645	1:37.142	3.288	3.803	18.357	5.916	325.3	23:52	25:52:03.772



# 24 HEURES DU MANS 2011



## 24 HEURES DU MANS

ILMC  
Qualifying

### Sector Analysis

■ Personal Best ■ Session Best B Crossing the finish line in pit lane

Lap	D	Time	Sector 1	Sector 2	Sector 3	T6	T7	Porsche	Ford	T. Spd	Hour	Elapsed
55	1	3:28.307	32.734	1:20.666	1:34.907	3.259	3.777	16.398	5.889	328.3	23:55	25:55:32.079
56	1	3:32.823	32.827	1:21.187	1:38.809	3.414	3.763	17.447	6.082	328.3	23:59	25:59:04.902
57	1	3:34.951	33.051	1:21.664	1:40.236	3.373	3.806	19.166	6.190	328.3	00:02	26:02:39.853

**2**

**Audi Sport Team Joest**  
Marcel Fassler  
André Lotterer

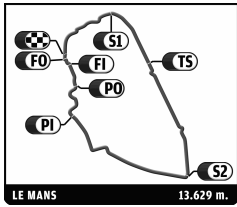
Benoit Treluyer

Audi R18 TDI  
LM P1

1	2	3:53.686	47.975	1:24.466	1:41.245	3.411		17.316	6.558	307.7	22:03	3:53.686
2	2	3:30.463	33.404	1:21.720	1:35.339	3.238	3.837	16.263	5.825	324.3	22:07	7:24.149
3	2	3:40.824B	32.885	1:20.947	1:46.992		3.774	17.852		325.3	22:11	11:04.973
4	2	4:36.118	1:36.855	1:22.365	1:36.898	3.256		16.440	6.414	316.7	22:15	15:41.091
5	2	3:31.853	32.795	1:21.086	1:37.972	3.282	3.785	18.754	6.184	332.3	22:19	19:12.944
6	2	3:27.939	32.484	1:20.407	1:35.048	3.241	3.789	16.414	5.804	326.3	22:22	22:40.883
7	2	3:37.414B	32.807	1:20.797	1:43.810		3.777	17.052		324.3	22:26	26:18.297
8	1	5:43.373	2:31.265	1:25.717	1:46.391	3.453		22.117	6.525	307.7	22:32	32:01.670
9	1	3:37.634	34.101	1:24.689	1:38.844	3.385	3.885	17.881	6.059	316.7	22:35	35:39.304
10	1	3:44.285B	33.629	1:23.182	1:47.474		3.868	18.000		316.7	22:39	39:23.589
11	3	5:27.289	2:14.933	1:27.590	1:44.766	3.611		19.960	6.475	266.0	22:44	44:50.878
12	3	3:54.657B	34.378	1:25.226	1:55.053		3.908	21.374		323.4	22:48	48:45.535
13	3	4:25.335	1:21.713	1:24.156	1:39.466	3.472		18.008	6.206	321.4	22:53	53:10.870
14	3	5:10.958B	36.247	2:02.350	2:32.361		3.860	29.959		149.0	22:58	58:21.828
15	3	9:13.945	5:52.954	1:32.470	1:48.521	3.598		21.519	7.403	252.3	23:07	1:07:35.773
16	3	3:43.774	36.208	1:25.085	1:42.481	3.531	3.897	19.269	6.603	320.5	23:11	1:11:19.547
17	3	3:37.107	34.003	1:21.819	1:41.285	3.399	3.870	18.984	6.190	323.4	23:14	1:14:56.654
18	3	3:34.681	34.372	1:22.053	1:38.256	3.383	3.827	18.373	6.159	321.4	23:18	1:18:31.335
19	3	3:33.920	32.850	1:21.236	1:39.834	3.502	3.817	17.114	6.842	323.4	23:22	1:22:05.255
20	3	3:35.070	34.964	1:21.738	1:38.368	3.391	3.852	16.963	7.136	314.9	23:25	1:25:40.325
21	3	3:34.917	33.672	1:23.042	1:38.203	3.340	3.816	18.102	6.120	322.4	23:29	1:29:15.242
22	3	3:40.600B	33.391	1:22.199	1:45.010		3.791	17.251		316.7	23:32	1:32:55.842
23	1	4:42.498	1:33.819	1:25.044	1:43.635	3.443		20.268	6.258	314.0	23:37	1:37:38.340
24	1	3:36.409	34.469	1:23.085	1:38.855	3.420	3.856	17.571	6.345	320.5	23:41	1:41:14.749
25	1	3:34.805	33.742	1:23.361	1:37.702	3.386	3.844	17.210	5.987	321.4	23:44	1:44:49.554
26	1	3:57.570	33.598	1:23.762	2:00.210	3.613	3.826	26.488	6.492	323.4	23:48	1:48:47.124
27	1	3:44.294	34.612	1:25.214	1:44.468	3.470	3.884	20.854	6.526	314.9	23:52	1:52:31.418
28	1	3:39.419	35.026	1:24.069	1:40.324	3.392	3.841	18.576	6.414	326.3	23:56	1:56:10.837
29	1	3:51.350B	34.667	1:25.437	1:51.246		3.834	18.191		313.0	00:00	2:00:02.187
30	3	19:04:46.94B	...	1:34.449	1:53.792			20.591		220.4	19:04	21:04:49.135
31	3	11:02.804	7:49.123	1:24.708	1:48.973	3.395		20.439	6.406	324.3	19:15	21:15:51.939
32	3	3:33.289	34.010	1:23.400	1:35.879	3.426	3.836	16.673	5.670	320.5	19:19	21:19:25.228
33	3	3:29.810	33.263	1:21.303	1:35.244	3.524	3.831	16.859	5.620	322.4	19:22	21:22:55.038
34	3	3:38.935B	32.964	1:21.396	1:44.575		3.854	16.623		323.4	19:26	21:26:33.973
35	3	7:19.652	4:20.083	1:22.747	1:36.822	3.542		16.607	6.849	322.4	19:33	21:33:53.625
36	3	3:28.496	32.916	1:20.966	1:34.614	3.328	3.871	16.362	5.620	330.3	19:37	21:37:22.121
37	3	3:41.122B	33.387	1:23.104	1:44.631		3.815	17.045		306.8	19:41	21:41:03.243
38	1	4:35.691	1:34.891	1:23.970	1:36.830	3.457		16.963	6.014	316.7	19:45	21:45:38.934
39	1	3:35.765	34.938	1:23.006	1:37.821	3.460	3.846	18.254	5.859	310.3	19:49	21:49:14.699
40	1	3:29.184	33.116	1:21.043	1:35.025	3.358	3.840	16.182	5.918	322.4	19:52	21:52:43.883
41	1	3:40.431B	32.999	1:21.484	1:45.948		3.807	18.695		323.4	19:56	21:56:24.314
42	1	6:24.789	3:22.306	1:23.231	1:39.252	3.330		18.595	6.464	261.5	20:02	22:02:49.103
43	1	3:30.201	33.334	1:21.398	1:35.469	3.316	3.831	16.364	5.792	325.3	20:06	22:06:19.304
44	1	3:31.442	33.790	1:21.545	1:36.107	3.391	3.802	16.509	6.142	318.6	20:09	22:09:50.746
45	1	3:30.971	33.231	1:21.097	1:36.643	3.361	3.826	17.391	5.981	325.3	20:13	22:13:21.717
46	1	3:30.850	34.539	1:21.116	1:35.195	3.394	3.803	16.344	5.819	321.4	20:16	22:16:52.567
47	1	3:32.148	33.445	1:20.769	1:37.934	3.323	3.813	17.998	5.869	328.3	20:20	22:20:24.715
48	1	3:29.118	33.187	1:20.626	1:35.305	3.435	3.789	16.456	5.819	323.4	20:23	22:23:53.833
49	1	3:29.211	33.188	1:21.013	1:35.010	3.457	3.817	16.266	5.769	329.3	20:27	22:27:23.044
50	1	3:30.888	33.438	1:20.583	1:36.867	3.348	3.823	16.359	6.033	323.4	20:30	22:30:53.932
51	1	3:32.668	33.028	1:20.570	1:39.070	3.355	3.784	18.153	6.224	332.3	20:34	22:34:26.600



# 24 HEURES DU MANS 2011



## 24 HEURES DU MANS

ILMC  
Qualifying

### Sector Analysis

■ Personal Best ■ Session Best B Crossing the finish line in pit lane

Lap	D	Time	Sector 1	Sector 2	Sector 3	T6	T7	Porsche	Ford	T. Spd	Hour	Elapsed
52	1	3:37.318B	33.655	1:20.431	1:43.232		3.787	16.119		333.3	20:38	22:38:03.918
53	1	7:50.782	4:52.646	1:22.463	1:35.673	3.260		15.995	5.867	329.3	20:45	22:45:54.700
54	1	3:28.668	32.754	1:20.236	1:35.678	3.268	3.778	16.589	6.251	324.3	20:49	22:49:23.368
55	1	3:26.796	32.682	1:20.181	1:33.933	3.300	3.784	15.638	5.907	330.3	20:52	22:52:50.164
56	1	3:34.358	32.880	1:22.644	1:38.834	3.289	3.781	17.658	6.880	331.3	20:56	22:56:24.522
57	1	3:25.961	32.675	1:19.902	1:33.384	3.357	3.780	15.686	5.616	330.3	20:59	22:59:50.483
58	1	3:39.742B	33.029	1:20.757	1:45.956		3.789	18.100		323.4	21:03	23:03:30.225
59	3	1:00:41.864	...	1:29.681	1:38.465	3.438		17.382	6.507	199.6	22:04	24:04:12.089
60	3	3:31.134	33.420	1:21.791	1:35.923	3.345	3.844	16.632	6.162	324.3	22:07	24:07:43.223
61	3	3:45.611B	33.981	1:21.261	1:50.369		3.804	21.763		320.5	22:11	24:11:28.834
62	3	4:57.485	1:54.561	1:22.178	1:40.746	3.373		19.324	6.500	320.5	22:16	24:16:26.319
63	3	4:23.901B	34.026	1:32.263	2:17.612		3.821	28.795		325.3	22:20	24:20:50.220
64	3	23:33.422	...	1:27.537	1:45.890	3.520		21.025	7.076	258.4	22:44	24:44:23.642
65	3	3:40.773	34.420	1:25.501	1:40.852	3.422	3.868	18.606	6.242	306.8	22:48	24:48:04.415
66	3	3:35.967	33.806	1:22.255	1:39.906	3.352	3.830	19.389	6.184	324.3	22:51	24:51:40.382
67	3	3:33.724	32.999	1:21.242	1:39.483	3.309	3.806	17.247	6.435	324.3	22:55	24:55:14.106
68	3	3:29.739	32.828	1:21.134	1:35.777	3.345	3.795	16.699	5.880	324.3	22:58	24:58:43.845
69	3	3:29.572	32.551	1:20.677	1:36.344	3.389	3.795	17.110	5.681	323.4	23:02	25:02:13.417
70	3	3:31.151	32.991	1:20.808	1:37.352	3.615	3.814	17.709	5.633	321.4	23:05	25:05:44.568
71	3	3:34.887	33.276	1:22.878	1:38.733	3.399	3.863	18.288	5.757	318.6	23:09	25:09:19.455
72	3	3:30.693	32.686	1:21.464	1:36.543	3.464	3.802	16.860	5.834	322.4	23:12	25:12:50.148
73	3	3:25.738	32.508	1:20.032	1:33.198	3.400	3.818	15.818	5.587	319.5	23:16	25:16:15.886
74	3	3:39.016B	32.284	1:20.443	1:46.289		3.803	17.559		324.3	23:19	25:19:54.902
75	2	6:28.489	3:25.637	1:23.896	1:38.956	3.278		17.455	6.014	326.3	23:26	25:26:23.391
76	2	3:33.576	33.067	1:22.886	1:37.623	3.318	3.788	17.879	5.873	326.3	23:29	25:29:56.967
77	2	3:31.421	32.953	1:21.211	1:37.257	3.297	3.802	17.994	5.874	320.5	23:33	25:33:28.388
78	2	3:34.436	32.864	1:22.754	1:38.818	3.285	3.794	17.117	6.660	277.6	23:37	25:37:02.824
79	2	3:32.122	32.987	1:22.148	1:36.987	3.243	3.789	16.349	5.939	316.7	23:40	25:40:34.946
80	2	3:30.429	33.436	1:21.376	1:35.617	3.230	3.771	16.179	5.779	332.3	23:44	25:44:05.375
81	2	3:28.169	32.902	1:20.788	1:34.479	3.245	3.750	16.178	5.658	327.3	23:47	25:47:33.544
82	2	3:29.000	32.559	1:20.118	1:36.323	3.272	3.762	16.787	5.739	326.3	23:51	25:51:02.544
83	2	3:28.549	32.501	1:20.045	1:36.003	3.428	3.766	16.429	6.752	326.3	23:54	25:54:31.093
84	2	3:32.994	32.427	1:20.080	1:40.487	3.289	3.818	17.918	5.984	325.3	23:58	25:58:04.087
85	2	3:40.020B	32.860	1:22.381	1:44.779		3.753	17.055		282.0	00:01	26:01:44.107

3

Audi Sport North America

Rinaldo Capello  
Tom Kristensen

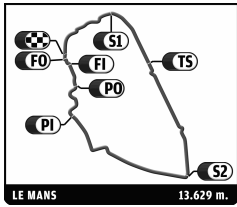
Allan McNish

Audi R18 TDI  
LM P1

1	3	3:50.131	45.643	1:25.061	1:39.427	3.325		17.365	6.262	317.6	22:03	3:50.131
2	3	3:29.078	33.100	1:21.170	1:34.808	3.335	3.792	16.148	5.951	318.6	22:07	7:19.209
3	3	3:28.301	33.265	1:21.016	1:34.020	3.310	3.784	16.019	5.741	321.4	22:10	10:47.510
4	3	3:43.290B	35.398	1:22.473	1:45.419		3.765	17.735		323.4	22:14	14:30.800
5	2	5:15.561	1:58.174	1:27.405	1:49.982	3.436		23.591	7.551	292.7	22:19	19:46.361
6	2	3:37.689	34.630	1:23.858	1:39.201	3.379	3.841	17.293	6.126	323.4	22:23	23:24.050
7	2	3:30.303	33.045	1:21.063	1:36.195	3.506	3.807	16.468	6.115	324.3	22:26	26:54.353
8	2	3:43.054B	33.510	1:22.333	1:47.211		3.851	17.214		321.4	22:30	30:37.407
9	1	4:57.596	1:52.149	1:24.890	1:40.557	3.440		18.359	6.597	297.5	22:35	35:35.003
10	1	3:36.197	33.817	1:22.648	1:39.732	3.407	3.838	18.756	6.252	322.4	22:39	39:11.200
11	1	3:36.710	33.786	1:22.390	1:40.534	3.407	3.838	18.865	6.460	321.4	22:42	42:47.910
12	1	3:33.096	33.492	1:21.870	1:37.734	3.382	3.837	17.481	6.279	319.5	22:46	46:21.006
13	1	3:37.656	33.339	1:22.800	1:41.517	3.388	3.826	17.803	6.467	325.3	22:49	49:58.662
14	1	3:36.926	34.835	1:23.315	1:38.776	3.362	3.807	17.469	6.278	322.4	22:53	53:35.588
15	1	4:48.949B	35.673	1:40.899	2:32.377		3.804	30.038		270.0	22:58	58:24.537
16	1	11:05.595	7:56.309	1:25.895	1:43.391	3.461		20.421	7.469	274.1	23:09	1:09:30.132
17	1	3:39.131	34.001	1:22.408	1:42.722	3.371	3.852	19.032	6.503	319.5	23:13	1:13:09.263
18	1	3:37.863	36.642	1:22.892	1:38.329	3.415	3.823	17.506	6.400	320.5	23:16	1:16:47.126
19	1	3:47.337B	34.624	1:24.376	1:48.337		3.853	17.855		299.2	23:20	1:20:34.463
20	1	4:57.106	1:49.786	1:23.171	1:44.149	3.375		22.140	6.191	300.8	23:25	1:25:31.569



# 24 HEURES DU MANS 2011



## 24 HEURES DU MANS

ILMC  
Qualifying

### Sector Analysis

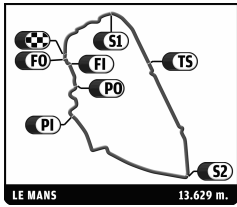
■ Personal Best ■ Session Best B Crossing the finish line in pit lane

Lap	D	Time	Sector 1	Sector 2	Sector 3	T6	T7	Porsche	Ford	T. Spd	Hour	Elapsed
21	1	3:37.739	34.016	1:23.189	1:40.534	3.462	3.832	17.783	7.016	320.5	23:29	1:29:09.308
22	1	3:33.971	34.175	1:22.330	1:37.466	3.341	3.873	17.370	6.082	314.0	23:32	1:32:43.279
23	1	3:43.076 B	33.938	1:22.507	1:46.631		3.809	17.762		323.4	23:36	1:36:26.355
24	2	5:04.015	1:59.158	1:24.880	1:39.977	3.475		18.280	6.379	312.1	23:41	1:41:30.370
25	2	3:37.651	33.772	1:22.327	1:41.552	3.472	3.858	18.414	6.702	320.5	23:45	1:45:08.021
26	2	4:07.354 B	33.261	1:25.151	2:08.942		3.854	25.022		319.5	23:49	1:49:15.375
27	2	6:36.930	3:31.341	1:23.832	1:41.757	3.419		19.213	6.262	324.3	23:55	1:55:52.305
28	2	3:39.694	33.440	1:23.677	1:42.577	3.513	3.823	20.462	6.488	318.6	23:59	1:59:31.999
29	2	4:27.601 B	40.219	1:36.702	2:10.680		3.850	23.464		228.3	00:03	2:03:59.600
30	1	18:59:59.47 B	...	1:27.257	1:47.534			18.467		277.6	19:03	21:03:59.073
31	1	7:41.525	4:40.449	1:23.196	1:37.880	3.345		17.949	6.098	305.9	19:11	21:11:40.598
32	1	3:41.285	34.760	1:23.485	1:43.040	3.336	3.797	17.526	5.951	317.6	19:15	21:15:21.883
33	1	3:30.398	33.661	1:21.071	1:35.666	3.281	3.798	17.106	5.835	323.4	19:18	21:18:52.281
34	1	3:30.278	32.683	1:22.000	1:35.595	3.296	3.776	16.933	5.795	326.3	19:22	21:22:22.559
35	1	3:36.882 B	32.641	1:20.872	1:43.369		3.778	17.354		318.6	19:25	21:25:59.441
36	1	5:56.682	2:54.894	1:22.151	1:39.637	3.341		17.494	6.034	313.0	19:31	21:31:56.123
37	1	3:29.451	33.084	1:20.639	1:35.728	3.300	3.806	17.081	5.898	317.6	19:35	21:35:25.574
38	1	3:31.014	33.318	1:21.750	1:35.946	3.320	3.793	16.870	5.932	317.6	19:38	21:38:56.588
39	1	3:32.133	32.859	1:20.304	1:38.970	3.270	3.795	18.814	6.092	332.3	19:42	21:42:28.721
40	1	3:28.056	32.683	1:20.514	1:34.859	3.272	3.764	16.615	5.858	325.3	19:45	21:45:56.777
41	1	3:28.607	32.555	1:20.832	1:35.220	3.327	3.764	16.806	5.829	323.4	19:49	21:49:25.384
42	1	3:32.532	33.711	1:20.371	1:38.450	3.296	3.770	19.311	6.014	326.3	19:52	21:52:57.916
43	1	3:30.698	32.672	1:20.157	1:37.869	3.254	3.759	18.769	5.968	327.3	19:56	21:56:28.614
44	1	3:31.588	32.565	1:21.058	1:37.965	3.270	3.749	19.275	6.018	323.4	20:00	22:00:00.202
45	1	3:31.372	33.044	1:22.642	1:35.686	3.367	3.760	17.032	5.992	323.4	20:03	22:03:31.574
46	1	3:41.953 B	32.864	1:22.497	1:46.592		3.774	19.803		313.0	20:07	22:07:13.527
47	3	6:03.750	3:02.333	1:22.365	1:39.052	3.336		18.889	6.082	323.4	20:13	22:13:17.277
48	3	3:31.956	33.402	1:20.643	1:37.911	3.416	3.799	16.742	7.781	324.3	20:16	22:16:49.233
49	3	3:32.902	33.313	1:21.278	1:38.311	3.297	3.826	16.683	6.070	318.6	20:20	22:20:22.135
50	3	3:31.236	33.041	1:22.646	1:35.549	3.383	3.776	16.748	5.871	328.3	20:23	22:23:53.371
51	3	3:27.602	32.854	1:20.105	1:34.643	3.313	3.803	16.394	5.811	333.3	20:27	22:27:20.973
52	3	3:28.995	33.141	1:20.450	1:35.404	3.289	3.769	16.415	5.924	326.3	20:30	22:30:49.968
53	3	3:33.987	33.225	1:20.776	1:39.986	3.302	3.766	18.639	5.889	325.3	20:34	22:34:23.955
54	3	3:28.392	32.967	1:20.496	1:34.929	3.296	3.795	16.466	5.750	325.3	20:37	22:37:52.347
55	3	3:30.141	33.263	1:21.029	1:35.849	3.337	3.765	16.607	5.908	326.3	20:41	22:41:22.488
56	3	3:28.392	32.900	1:21.044	1:34.448	3.282	3.766	16.292	5.839	325.3	20:44	22:44:50.880
57	3	3:38.667 B	32.689	1:22.086	1:43.892		3.752	16.972		326.3	20:48	22:48:29.547
58	2	4:38.007	1:35.354	1:23.023	1:39.630	3.375		18.489	6.477	321.4	20:53	22:53:07.554
59	2	3:33.334	33.265	1:22.117	1:37.952	3.327	3.831	17.216	6.544	318.6	20:56	22:56:40.888
60	2	3:32.234	33.283	1:20.926	1:38.025	3.330	3.812	18.068	6.043	323.4	21:00	23:00:13.122
61	2	1:03:39.125	33.008	1:20.675	...	3.306	3.790	16.937	6.498	324.3	22:03	24:03:52.247
62	2	3:27.094	32.508	1:20.993	1:33.593	3.278	3.791	16.099	5.645	319.5	22:07	24:07:19.341
63	2	3:41.833	32.320	1:27.737	1:41.776	3.219	3.776	19.590	6.100	314.9	22:11	24:11:01.174
64	2	3:26.487	32.757	1:19.852	1:33.878	3.270	3.760	15.962	5.718	326.3	22:14	24:14:27.661
65	2	3:43.130 B	33.569	1:21.953	1:47.608		3.768	18.664		322.4	22:18	24:18:10.791
66	2	5:14.806 B	1:32.360	1:27.746	2:14.700			22.804		315.8	22:23	24:23:25.597
67	1	20:44.894	...	1:27.257	1:43.133	3.491		20.203	6.659	297.5	22:44	24:44:10.491
68	1	3:37.777	34.722	1:22.700	1:40.355	3.381	3.857	19.030	6.369	321.4	22:47	24:47:48.268
69	1	3:34.846	33.490	1:22.008	1:39.348	3.361	3.813	18.384	6.391	318.6	22:51	24:51:23.114
70	1	3:32.676	34.122	1:21.317	1:37.237	3.339	3.798	17.483	6.122	324.3	22:54	24:54:55.790
71	1	3:41.855 B	33.205	1:21.289	1:47.361		3.805	17.962		332.3	22:58	24:58:37.645
72	3	4:49.957	1:49.959	1:22.563	1:37.435	3.397		16.974	6.103	320.5	23:03	25:03:27.602
73	3	3:30.431	33.367	1:21.202	1:35.862	3.295	3.818	16.645	5.879	324.3	23:06	25:06:58.033
74	3	3:29.914	33.201	1:21.318	1:35.395	3.380	3.781	16.442	5.818	325.3	23:10	25:10:27.947
75	3	3:36.592 B	33.188	1:20.585	1:42.819		3.801	16.447		334.4	23:14	25:14:04.539
76	2	4:44.929	1:43.670	1:23.004	1:38.255	3.404		18.089	5.984	315.8	23:18	25:18:49.468
77	2	3:34.600	32.745	1:20.699	1:41.156	3.328	3.822	19.235	6.035	324.3	23:22	25:22:24.068
78	2	3:40.629 B	32.592	1:20.338	1:47.699		3.803	17.616		326.3	23:26	25:26:04.697





# 24 HEURES DU MANS 2011



## 24 HEURES DU MANS

ILMC  
Qualifying

### Sector Analysis

■ Personal Best ■ Session Best B Crossing the finish line in pit lane

Lap	D	Time	Sector 1	Sector 2	Sector 3	T6	T7	Porsche	Ford	T. Spd	Hour	Elapsed
79	2	5:36.671	2:38.364	1:22.831	1:35.476	3.329		16.216	5.950	318.6	23:31	25:31:41.368
80	2	3:28.758	32.462	1:19.949	1:36.347	3.254	3.801	17.690	6.069	326.3	23:35	25:35:10.126
81	2	<b>3:26.165</b>	32.346	1:19.980	1:33.839	3.306	3.778	15.991	5.832	324.3	23:38	25:38:36.291
82	2	3:26.466	32.275	<b>1:19.748</b>	1:34.443	3.496	3.779	16.111	5.711	324.3	23:42	25:42:02.757
83	2	3:42.794B	35.038	1:22.090	1:45.666	1:52.090		16.933	3.836	322.4	23:45	25:45:45.551
84	2	6:32.572	3:29.060	1:23.622	1:39.890	3.326		17.181	8.706	329.3	23:52	25:52:18.123
85	2	3:27.687	32.242	1:19.940	1:35.505	3.301	3.793	16.614	6.074	327.3	23:55	25:55:45.810
86	2	3:26.863	32.455	1:19.848	1:34.560	3.271	3.777	15.995	5.894	331.3	23:59	25:59:12.673

<b>5</b>	<b>Hope Racing</b>	Casper Elgaard	Oreca Swiss Hy Tech-Hybrid
	Steve Zacchia		LM P1
	Jan Lammers		

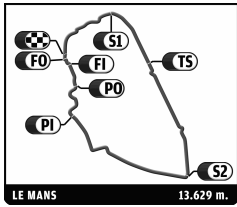
1	1	5:11.507	1:18.056	1:35.499	2:17.952	3.831		25.146	6.628	225.5	22:05	5:11.507
2	1	3:53.457	37.374	1:29.490	1:46.593	3.727	4.256	20.373	6.259	295.1	22:09	9:04.964
3	1	3:51.772	37.359	1:28.147	1:46.266	3.849	4.186	20.628	6.256	297.5	22:12	12:56.736
4	1	3:47.934	36.191	<b>1:27.453</b>	1:44.290	3.646	4.214	18.911	6.024	300.8	22:16	16:44.670
5	1	3:58.286B	35.801	1:29.713	1:52.772		4.140	18.854		293.5	22:20	20:42.956
6	1	13:14.322	9:51.196	1:37.151	1:45.975	3.728		19.241	6.241	264.1	22:33	33:57.278
7	1	3:57.079	38.383	1:33.153	1:45.543	3.784	4.183	18.625	6.781	260.2	22:37	37:54.357
8	1	3:49.095	36.398	1:28.491	1:44.206	3.600	4.184	19.148	6.114	295.1	22:41	41:43.452
9	1	<b>3:47.691</b>	35.313	1:29.237	<b>1:43.141</b>	3.657	4.131	18.586	5.898	297.5	22:45	45:31.143
10	1	3:48.909	<b>35.203</b>	1:27.640	1:46.066	3.701	4.159	20.006	6.467	295.9	22:49	49:20.052
11	2	15:31.458	37.206	1:29.976	...	3.818	4.158	21.550	7.124	289.5	23:04	1:04:51.510
12	2	3:58.514	37.207	1:32.192	1:49.115	3.803	4.225	20.160	6.787	291.1	23:08	1:08:50.024
13	3	12:31.835	37.343	1:31.690	...	3.776	4.228	21.024	6.933	292.7	23:21	1:21:21.859
14	3	4:37.781B	38.139	1:43.692	2:15.950		4.208	22.130		207.3	23:25	1:25:59.640
15	3	12:21.712	8:59.100	1:32.796	1:49.816	3.808		20.391	7.069	290.3	23:38	1:38:21.352
16	3	4:15.395B	38.680	1:33.230	2:03.485		4.222	21.416		285.0	23:42	1:42:36.747
17	3	6:49.815B	2:55.111	1:35.353	2:19.351			25.002		286.5	23:49	1:49:26.562
18	2	19:15:26.43	...	1:34.669	1:48.181	3.713		19.981	6.941	254.1	19:04	21:04:52.995
19	2	4:03.599B	36.445	1:28.665	1:58.489		4.170	20.710		296.7	19:08	21:08:56.594
20	2	10:18.906	7:00.925	1:30.906	1:47.075	3.628		20.321	6.593	296.7	19:19	21:19:15.500
21	2	3:50.495	35.867	1:29.307	1:45.321	3.668	4.146	19.087	6.341	295.1	19:23	21:23:05.995
22	2	4:03.104B	36.594	1:31.121	1:55.389		4.250	19.521		294.3	19:27	21:27:09.099
23	2	11:41.430	8:24.365	1:30.257	1:46.808	3.627		19.432	6.499	295.9	19:38	21:38:50.529
24	2	3:51.873	36.794	1:28.855	1:46.224	3.692	4.180	19.372	6.657	293.5	19:42	21:42:42.402
25	2	3:52.299	36.392	1:29.327	1:46.580	4.041	4.227	18.681	7.388	289.5	19:46	21:46:34.701
26	2	4:12.358B	36.507	1:29.363	2:06.488		4.296	21.599		289.5	19:50	21:50:47.059
27	3	33:35.128B	...	1:54.690	2:28.647			25.199		237.4	20:24	22:24:22.187
28	3	14:44.221B	...	1:51.439	2:21.189			24.771		233.8	20:39	22:39:06.408
29	1	1:25:53.089B	...	1:46.817	2:06.756			23.195		223.6	22:04	24:04:59.497
30	1	11:32.199B	7:39.206	1:45.961	2:07.032			23.114		245.5	22:16	24:16:31.696
31	1	29:14.776B	...	1:47.894	2:14.166			24.728		224.5	22:45	24:45:46.472
32	1	18:56.152B	...	1:45.234	2:12.914			23.491		219.5	23:04	25:04:42.624

<b>007</b>	<b>Aston Martin Racing</b>	Darren Turner	Aston Martin AMR-One
	Christian Klien		LM P1
	Stefan Mucke		

1	1	16:28.507	...	1:35.038	1:48.777	3.595		19.900	6.720	279.1	22:16	16:28.507
2	1	4:56.254B	35.814	1:55.923	2:24.517		4.140	25.786		198.2	22:21	21:24.761
3	1	14:52.344	...	1:35.590	1:50.979	3.815		20.952	7.050	226.9	22:36	36:17.105
4	1	3:56.847	37.091	1:31.709	1:48.047	3.682	4.181	19.957	6.699	289.5	22:40	40:13.952
5	1	4:08.833B	37.044	1:31.564	2:00.225		4.147	20.791		288.0	22:44	44:22.785
6	3	22:23.788	...	1:39.011	1:48.193	3.619		19.657	6.626	283.5	23:06	1:06:46.573
7	3	4:15.023B	36.196	1:29.874	2:08.953		4.150	21.297		287.2	23:11	1:11:01.596
8	3	20:56:08.76B	...	1:36.215	1:56.428			20.451		281.2	20:07	22:07:10.357
9	3	11:07.106	7:50.421	1:32.276	1:44.409	3.462		18.560	6.185	249.4	20:18	22:18:17.463
10	3	3:48.194	35.435	1:28.738	1:44.021	3.505	4.100	18.462	6.033	282.7	20:22	22:22:05.657
11	2	14:06.161	36.470	1:28.763	...	3.523	4.120	18.232	6.083	285.7	20:36	22:36:11.818



# 24 HEURES DU MANS 2011



## 24 HEURES DU MANS

ILMC  
Qualifying

### Sector Analysis

■ Personal Best ■ Session Best B Crossing the finish line in pit lane

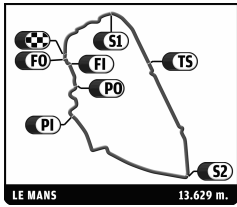
Lap	D	Time	Sector 1	Sector 2	Sector 3	T6	T7	Porsche	Ford	T. Spd	Hour	Elapsed
12	2	3:46.450	35.162	1:28.643	1:42.645	3.915	4.138	17.579	6.208	285.0	20:39	22:39:58.268
13	2	3:58.963B	36.316	1:30.032	1:52.615		4.230	18.451		284.2	20:43	22:43:57.231
14	2	8:21.089	5:08.239	1:29.852	1:42.998	3.553		17.557	6.549	283.5	20:52	22:52:18.320
15	2	4:25.272B	<b>34.837</b>	1:47.156	2:03.279		4.132	20.590		207.3	20:56	22:56:43.592
16	3	1:07:53.576B	...	1:31.480	1:52.377			19.370		280.5	22:04	24:04:37.168
17	1	7:26.494	4:04.452	1:33.278	1:48.764	3.547		19.319	6.443	286.5	22:12	24:12:03.662
18	1	3:46.944	35.566	1:28.488	1:42.890	3.531	4.127	17.990	6.037	289.5	22:15	24:15:50.606
19	1	14:57.589B	35.175	1:28.835	...		4.119	1:15.907		288.0	22:30	24:30:48.195
20	2	20:34.550	...	1:34.212	1:46.998	3.551		19.241	6.626	283.5	22:51	24:51:22.745
21	2	3:57.014	37.778	1:29.762	1:49.474	3.563	4.144	19.711	6.404	288.0	22:55	24:55:19.759
22	2	3:50.000	35.363	1:29.070	1:45.567	3.780	4.119	17.948	7.711	288.8	22:59	24:59:09.759
23	2	3:49.470	35.109	1:28.735	1:45.626	3.469	4.183	19.332	6.655	287.2	23:02	25:02:59.229
24	2	3:49.168	35.912	1:29.934	1:43.322	3.447	4.095	17.976	6.791	288.8	23:06	25:06:48.397
25	2	<b>3:45.918</b>	35.026	1:28.562	<b>1:42.330</b>	3.512	4.070	17.771	6.158	291.1	23:10	25:10:34.315
26	2	3:52.315	36.252	1:29.275	1:46.788	3.451	4.087	20.202	6.561	287.2	23:14	25:14:26.630
27	2	3:56.094B	34.877	1:28.431	1:52.786		4.058	18.577		285.7	23:18	25:18:22.724
28	1	7:13.374	3:48.994	1:32.707	1:51.673	3.853		19.647	7.362	267.3	23:25	25:25:36.098
29	1	3:57.344	36.728	1:31.942	1:48.674	3.651	4.249	19.048	6.768	285.0	23:29	25:29:33.442
30	1	3:54.876	36.347	1:31.187	1:47.342	3.619	4.177	19.797	6.498	284.2	23:33	25:33:28.318
31	1	3:53.736	36.010	1:31.913	1:45.813	3.568	4.158	18.776	6.367	280.5	23:37	25:37:22.054
32	1	3:56.516	36.355	1:30.457	1:49.704	3.613	4.121	19.968	7.158	288.8	23:41	25:41:18.570
33	1	4:03.778B	36.215	1:31.203	1:56.360		4.133	19.749		288.8	23:45	25:45:22.348
34	3	6:30.923	3:14.952	1:29.760	1:46.211	3.553		19.489	6.320	284.2	23:51	25:51:53.271
35	3	3:49.358	35.664	1:29.808	1:43.886	3.577	4.128	18.007	6.206	286.5	23:55	25:55:42.629
36	3	3:47.910	35.168	<b>1:28.375</b>	1:44.367	3.461	4.130	17.947	6.090	287.2	23:59	25:59:30.539
37	3	3:48.983	35.916	1:29.718	1:43.349	3.544	4.078	17.926	6.289	285.7	00:03	26:03:19.522

<b>7</b>	<b>Peugeot Sport Total</b>											Peugeot 908	
	Marc Gene	Anthony Davidson											LM P1
	Alex Wurz												

1	2	4:20.030	1:04.384	1:31.342	1:44.304	3.248		19.991	6.173	245.5	22:04	4:20.030
2	2	3:31.309	33.446	1:21.765	1:36.098	3.167	3.765	17.813	5.832	325.3	22:07	7:51.339
3	2	3:30.354	<b>32.575</b>	1:20.578	1:37.201	3.222	3.735	18.818	5.850	329.3	22:11	11:21.693
4	2	3:28.796	33.099	1:20.562	1:35.135	3.236	3.737	17.030	5.687	322.4	22:14	14:50.489
5	2	3:50.999B	33.240	1:20.395	1:57.364		3.754	23.920		323.4	22:18	18:41.488
6	2	4:41.299	1:38.870	1:23.738	1:38.691	3.256		18.242	6.105	317.6	22:23	23:22.787
7	2	3:30.854	32.660	1:21.183	1:37.011	3.312	3.759	17.135	5.944	335.4	22:26	26:53.641
8	2	3:34.178	33.465	1:21.383	1:39.330	3.252	3.793	17.951	6.908	327.3	22:30	30:27.819
9	2	3:36.074	34.077	1:21.023	1:40.974	3.232	3.765	19.132	6.043	322.4	22:34	34:03.893
10	2	3:45.174B	33.693	1:21.597	1:49.884		3.756	18.445		337.5	22:37	37:49.067
11	2	5:17.033	2:07.995	1:24.792	1:44.246	3.434		22.230	6.722	318.6	22:43	43:06.100
12	2	3:38.512	34.008	1:23.863	1:40.641	3.464	3.814	19.725	6.393	320.5	22:46	46:44.612
13	2	3:37.615	35.949	1:21.658	1:40.008	3.461	3.805	18.205	6.658	330.3	22:50	50:22.227
14	2	3:53.926B	33.276	1:20.714	1:59.936		3.803	21.000		322.4	22:54	54:16.153
15	2	13:32.436	...	1:22.399	1:44.802	3.540		21.199	6.824	335.4	23:07	1:07:48.589
16	2	3:33.267	33.797	1:22.050	1:37.420	3.462	3.831	17.980	6.173	321.4	23:11	1:11:21.856
17	2	3:39.315	35.756	1:21.410	1:42.149	3.497	3.810	20.776	7.035	325.3	23:15	1:15:01.171
18	2	3:31.581	33.361	1:20.475	1:37.745	3.403	3.815	18.455	6.202	339.6	23:18	1:18:32.752
19	2	3:46.301B	33.425	1:24.034	1:48.842		3.787	19.200		238.4	23:22	1:22:19.053
20	2	6:18.892	3:16.376	1:21.145	1:41.371	3.445		18.782	6.892	332.3	23:28	1:28:37.945
21	2	3:32.603	33.030	1:20.369	1:39.204	3.432	3.786	20.005	6.159	334.4	23:32	1:32:10.548
22	2	3:35.281	33.300	1:24.209	1:37.772	3.393	3.779	17.521	6.148	286.5	23:35	1:35:45.829
23	2	3:41.958B	33.461	1:21.249	1:47.248		3.761	18.348		327.3	23:39	1:39:27.787
24	2	8:57.494	5:42.826	1:23.070	1:51.598	3.437		22.818	6.529	336.4	23:48	1:48:25.281
25	2	3:32.249	33.035	1:20.013	1:39.201	3.337	3.782	19.890	6.725	330.3	23:51	1:51:57.530
26	2	3:32.290	33.470	1:19.878	1:38.942	3.384	3.750	19.761	6.342	325.3	23:55	1:55:29.820
27	2	3:40.696	34.271	1:21.069	1:45.356	3.379	3.766	21.659	6.975	328.3	23:59	1:59:10.516
28	2	4:41.781B	37.830	1:30.764	2:33.187		3.774	29.740		246.6	00:03	2:03:52.297



# 24 HEURES DU MANS 2011



## 24 HEURES DU MANS

ILMC  
Qualifying

### Sector Analysis

■ Personal Best ■ Session Best B Crossing the finish line in pit lane

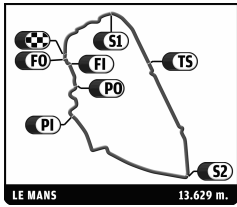
Lap	D	Time	Sector 1	Sector 2	Sector 3	T6	T7	Porsche	Ford	T. Spd	Hour	Elapsed
29	2	19:01:39.09B	...	1:41.216	2:14.039			26.116		263.4	19:05	21:05:31.389
30	3	8:31.162	5:22.628	1:27.168	1:41.366	3.416		20.536	6.308	297.5	19:14	21:14:02.551
31	3	3:30.822	33.545	1:21.315	1:35.962	3.355	3.802	17.239	5.842	322.4	19:17	21:17:33.373
32	3	3:30.794	33.672	1:21.949	1:35.173	3.294	3.757	17.125	5.817	324.3	19:21	21:21:04.167
33	3	3:30.530	33.113	1:20.440	1:36.977	3.347	3.758	19.174	5.793	332.3	19:24	21:24:34.697
34	3	3:36.236B	32.954	1:20.003	1:43.279		3.770	16.926		325.3	19:28	21:28:10.933
35	3	9:45.596	6:44.174	1:23.368	1:38.054	3.340		18.360	6.011	319.5	19:37	21:37:56.529
36	3	3:30.436	34.559	1:20.827	1:35.050	3.417	3.778	16.909	5.858	325.3	19:41	21:41:26.965
37	3	3:43.884B	33.845	1:20.248	1:49.791		3.774	12.791		331.3	19:45	21:45:10.849
38	1	8:04.395	5:02.929	1:22.812	1:38.654	3.365		18.318	6.388	324.3	19:53	21:53:15.244
39	1	3:30.609	33.648	1:20.566	1:36.395	3.382	3.780	17.542	6.079	323.4	19:56	21:56:45.853
40	1	3:32.219	34.496	1:21.111	1:36.612	3.386	3.780	17.641	6.102	336.4	20:00	22:00:18.072
41	1	3:41.050B	33.439	1:22.019	1:45.592		3.776	17.477		331.3	20:03	22:03:59.122
42	1	11:53.070	8:51.788	1:24.307	1:36.975	3.402		17.423	6.052	321.4	20:15	22:15:52.192
43	1	3:35.153	33.585	1:22.527	1:39.041	3.365	3.811	17.561	5.988	335.4	20:19	22:19:27.345
44	1	16:01.026	34.118	1:20.807	...	3.450	3.795	17.080	6.570	327.3	20:35	22:35:28.371
45	1	3:41.086	32.957	1:21.432	1:46.697	3.362	3.810	19.660	6.468	320.5	20:39	22:39:09.457
46	1	3:26.272	32.663	1:19.442	1:34.167	3.268	3.770	16.555	5.628	330.3	20:42	22:42:35.729
47	1	3:37.913	33.753	1:20.782	1:43.378	3.385	3.737	19.960	7.042	321.4	20:46	22:46:13.642
48	1	3:42.826B	35.015	1:21.729	1:46.082		3.766	18.068		326.3	20:49	22:49:56.468
49	3	1:23:55.896	...	1:34.262	2:11.110			20.158		298.3	22:13	24:13:52.364
50	3	4:00.564	49.774	1:29.196	1:41.594	3.492	6.075	19.283	6.593	293.5	22:17	24:17:52.928
51	3	4:33.028B	35.436	1:31.468	2:26.124		3.803	27.768		335.4	22:22	24:22:25.956
52	3	29:00.815	...	1:29.827	1:39.844	3.429		18.278	6.308	289.5	22:51	24:51:26.771
53	3	3:34.246	34.744	1:21.958	1:37.544	3.415	3.785	17.816	6.075	331.3	22:55	24:55:01.017
54	3	3:32.744	34.815	1:21.257	1:36.672	3.475	3.782	17.308	5.978	330.3	22:58	24:58:33.761
55	3	3:39.789B	33.243	1:20.871	1:45.675		3.808	17.478		333.3	23:02	25:02:13.550
56	2	5:09.923	2:07.350	1:23.726	1:38.847	3.374		18.331	6.252	307.7	23:07	25:07:23.473
57	2	3:34.091	33.245	1:23.162	1:37.684	3.299	3.813	17.734	5.994	328.3	23:10	25:10:57.564
58	2	3:35.318	33.267	1:21.550	1:40.501	3.373	3.779	19.804	6.234	324.3	23:14	25:14:32.882
59	2	3:40.977B	33.500	1:22.770	1:44.707		3.800	17.873		325.3	23:18	25:18:13.859
60	2	10:12.146	7:04.392	1:25.356	1:42.398	3.362		21.504	5.988	315.8	23:28	25:28:26.005
61	2	3:31.769	33.354	1:21.209	1:37.206	3.332	3.806	17.605	6.120	329.3	23:31	25:31:57.774
62	2	3:35.335	33.193	1:24.037	1:38.105	3.467	3.770	17.799	7.050	247.1	23:35	25:35:33.109
63	2	3:40.645B	33.348	1:21.368	1:45.929		3.821	18.268		340.7	23:39	25:39:13.754
64	2	8:13.919	5:11.690	1:22.268	1:39.961	3.213		19.512	6.126	316.7	23:47	25:47:27.673
65	2	3:32.538	32.759	1:20.384	1:39.395	3.274	3.746	19.482	5.963	333.3	23:51	25:51:00.211
66	2	3:29.464	32.677	1:20.567	1:36.220	3.296	3.752	17.632	5.997	342.9	23:54	25:54:29.675
67	2	3:34.046	33.008	1:20.339	1:40.699	3.317	3.767	18.030	5.943	331.3	23:58	25:58:03.721
68	2	3:43.447B	32.960	1:24.394	1:46.093		3.750	17.847		261.5	00:01	26:01:47.168

<b>8</b>	<b>Peugeot Sport Total</b>											Peugeot 908
	Franck Montagny		Nicolas Minassian									LM P1
	Stephane Sarrazin											

1	3	4:26.838	1:12.865	1:31.242	1:42.731	3.475		18.709	6.527	271.4	22:04	4:26.838
2	3	3:39.797	35.380	1:22.957	1:41.460	3.416	3.839	18.310	7.154	326.3	22:08	8:06.635
3	3	3:34.842	33.920	1:21.871	1:39.051	3.427	3.791	18.763	6.563	327.3	22:11	11:41.477
4	3	3:46.383B	33.968	1:23.518	1:48.897		3.792	17.814		335.4	22:15	15:27.860
5	1	4:39.081	1:37.647	1:23.942	1:37.492	3.321		18.139	6.036	333.3	22:20	20:06.941
6	1	3:31.378	33.318	1:21.300	1:36.760	3.299	3.775	16.425	5.837	334.4	22:23	23:38.319
7	1	3:43.605B	36.287	1:23.964	1:43.354		3.778	16.784		305.9	22:27	27:21.924
8	1	15:12.468	...	1:25.500	1:37.351	3.296		18.006	6.031	314.9	22:42	42:34.392
9	1	3:33.050	33.222	1:20.935	1:38.893	3.442	3.765	18.252	6.860	335.4	22:46	46:07.442
10	1	3:39.578B	33.152	1:20.370	1:46.056		3.823	18.049		332.3	22:49	49:47.020
11	2	14:53.675	...	1:24.680	1:38.732	3.407		16.981	6.293	320.5	23:04	1:04:40.695
12	2	3:29.578	33.033	1:20.568	1:35.977	3.271	3.793	17.524	5.996	326.3	23:08	1:08:10.273
13	2	3:34.586	32.929	1:21.194	1:40.463	3.329	3.744	18.560	6.365	335.4	23:11	1:11:44.859
14	2	9:13.087	34.066	1:21.331	7:17.690	3.326	3.742	19.512	6.362	325.3	23:20	1:20:57.946



# 24 HEURES DU MANS 2011



## 24 HEURES DU MANS

ILMC  
Qualifying

### Sector Analysis

■ Personal Best ■ Session Best B Crossing the finish line in pit lane

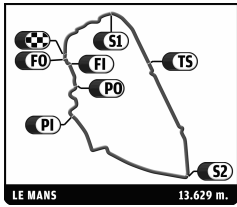
Lap	D	Time	Sector 1	Sector 2	Sector 3	T6	T7	Porsche	Ford	T. Spd	Hour	Elapsed
15	2	3:35.219	34.231	1:20.545	1:40.443	3.242	3.752	20.966	6.191	318.6	23:24	1:24:33.165
16	2	3:27.033	32.614	1:19.793	1:34.626	3.241	3.734	17.421	5.572	327.3	23:28	1:28:00.198
17	2	3:43.285 B	35.197	1:22.061	1:46.027		3.716	17.068		327.3	23:31	1:31:43.483
18	2	13:01.605	9:47.700	1:25.205	1:48.700	3.388		21.167	6.849	310.3	23:44	1:44:45.088
19	2	3:55.363	33.579	1:24.296	1:57.488	3.441	3.772	25.716	7.829	321.4	23:48	1:48:40.451
20	2	3:37.652	34.234	1:20.390	1:43.028	3.310	3.784	20.737	6.390	320.5	23:52	1:52:18.103
21	2	3:32.275	32.524	1:21.890	1:37.861	3.302	3.729	18.488	6.269	337.5	23:55	1:55:50.378
22	2	3:38.424	33.847	1:19.672	1:44.905	3.745	3.735	22.413	7.731	334.4	23:59	1:59:28.802
23	2	4:26.282 B	41.097	1:34.034	2:11.151		3.833	22.857		246.6	00:03	2:03:55.084
24	1	19:01:02.17 B	...	1:33.428	1:53.052			18.411		282.7	19:04	21:04:57.258
25	1	9:23.575	6:08.331	1:30.091	1:45.153	3.386		19.029	6.142	285.0	19:14	21:14:20.833
26	1	3:30.736	33.390	1:20.740	1:36.606	3.298	3.802	17.463	5.917	326.3	19:17	21:17:51.569
27	1	3:33.476	33.058	1:20.509	1:39.909	3.265	3.776	20.150	6.304	329.3	19:21	21:21:25.045
28	1	3:27.906	33.011	1:20.334	1:34.561	3.279	3.764	16.583	5.781	329.3	19:24	21:24:52.951
29	1	3:43.672 B	33.867	1:22.565	1:47.240		3.768	19.001		321.4	19:28	21:28:36.623
30	1	13:26.010	...	1:22.000	1:37.305	3.304		17.622	6.025	320.5	19:42	21:42:02.633
31	1	3:36.594	37.265	1:22.814	1:36.515	3.311	3.775	16.874	6.116	336.4	19:45	21:45:39.227
32	1	3:43.592 B	35.111	1:22.209	1:46.272		3.755	18.471		323.4	19:49	21:49:22.819
33	1	14:16.114	...	1:21.553	1:40.390	3.362		20.349	6.231	335.4	20:03	22:03:38.933
34	1	3:44.719 B	33.523	1:21.060	1:50.136		3.808	19.478		322.4	20:07	22:07:23.652
35	1	10:19.047	7:15.872	1:22.215	1:40.960	3.344		21.281	6.014	326.3	20:17	22:17:42.699
36	1	3:31.225	33.473	1:21.052	1:36.700	3.281	3.799	17.221	6.172	320.5	20:21	22:21:13.924
37	2	9:39.536	33.553	1:21.211	7:44.772	3.306	3.772	18.293	6.321	321.4	20:30	22:30:53.460
38	2	3:32.496	32.716	1:19.757	1:40.023	3.258	3.757	19.222	6.109	329.3	20:34	22:34:25.956
39	2	3:30.425	33.004	1:20.311	1:37.110	3.343	3.729	16.687	6.109	320.5	20:37	22:37:56.381
40	2	3:26.336	32.462	1:19.584	1:34.290	3.328	3.746	16.498	5.922	322.4	20:41	22:41:22.717
41	2	3:37.593 B	33.257	1:20.986	1:43.350		3.745	17.011		334.4	20:45	22:45:00.310
42	2	7:33.027	4:28.063	1:22.777	1:42.187	3.422		16.816	8.300	330.3	20:52	22:52:33.337
43	2	3:45.568	32.666	1:35.770	1:37.132	3.231	3.799	17.351	6.116	328.3	20:56	22:56:18.905
44	2	<b>3:26.156</b>	32.597	<b>1:19.510</b>	<b>1:34.049</b>	3.418	3.731	16.085	6.204	329.3	20:59	22:59:45.061
45	2	3:26.199	<b>32.426</b>	1:19.704	1:34.069	3.351	3.770	16.536	5.690	319.5	21:03	23:03:11.260
46	3	1:47:45.728 B	34.974	1:25.039	...		3.758	25.819		268.7	22:50	24:50:56.988
47	3	9:17.105	6:00.797	1:29.909	1:46.399	3.423		18.966	6.753	291.1	23:00	25:00:14.093
48	3	3:36.143	34.165	1:23.607	1:38.371	3.567	3.816	17.919	6.218	319.5	23:03	25:03:50.236
49	3	3:33.747	33.844	1:21.902	1:38.001	3.330	3.850	18.287	6.073	335.4	23:07	25:07:23.983
50	3	3:38.732	33.703	1:22.478	1:42.551	3.362	3.767	20.565	6.572	331.3	23:11	25:11:02.715
51	3	3:48.080 B	34.276	1:22.480	1:51.324		3.761	21.108		322.4	23:14	25:14:50.795
52	3	8:38.709	5:36.664	1:23.815	1:38.230	3.387		17.878	6.309	294.3	23:23	25:23:29.504
53	3	3:32.090	33.285	1:21.112	1:37.693	3.510	3.804	17.568	6.803	322.4	23:27	25:27:01.594
54	3	3:30.482	33.148	1:21.099	1:36.235	3.440	3.811	17.392	5.977	321.4	23:30	25:30:32.076
55	3	3:40.302 B	33.305	1:21.105	1:45.892		3.800	18.401		325.3	23:34	25:34:12.378
56	3	12:46.427	9:45.909	1:22.667	1:37.851	3.475		17.757	6.499	325.3	23:46	25:46:58.805
57	3	3:43.204 B	34.761	1:23.053	1:45.390		3.832	17.776		321.4	23:50	25:50:42.009
58	3	8:24.446	5:21.722	1:21.758	1:40.966	3.405		17.943	6.405	320.5	23:59	25:59:06.455
59	3	3:34.917	33.605	1:21.307	1:40.005	3.422	3.806	19.845	6.217	329.3	00:02	26:02:41.372

<b>009</b>	<b>Aston Martin Racing</b>											Aston Martin AMR-One	
	Adrian Fernandez	Harold Primat											LM P1
	Andy Meyrick												

1	3	5:44.567	2:13.907	1:36.305	1:54.355	3.730		21.529	7.101	277.6	22:05	5:44.567
2	3	3:58.875	37.635	1:33.040	1:48.200	3.601	4.239	19.321	6.556	282.0	22:09	9:43.442
3	3	4:07.282 B	36.395	1:32.157	1:58.730		4.186	19.118		281.2	22:13	13:50.724
4	1	20:39.371 B	9:20.978	8:52.677	2:25.716			23.628		170.6	22:34	34:30.095
5	1	21:16.328 B	...	1:39.857	2:26.264			28.239		244.9	22:55	55:46.423
6	1	12:03.996	8:29.447	1:37.772	1:56.777	3.731		21.827	7.510	256.5	23:07	1:07:50.419
7	1	4:03.671	37.417	1:34.187	1:52.067	3.587	4.229	20.283	6.979	281.2	23:11	1:11:54.090
8	1	4:01.562	36.609	1:32.597	1:52.356	3.712	4.175	20.879	7.806	284.2	23:15	1:15:55.652
9	1	4:13.242 B	39.133	1:34.053	2:00.056		4.205	20.084		282.7	23:20	1:20:08.894



# 24 HEURES DU MANS 2011



## 24 HEURES DU MANS

ILMC  
Qualifying

### Sector Analysis

■ Personal Best ■ Session Best B Crossing the finish line in pit lane

Lap	D	Time	Sector 1	Sector 2	Sector 3	T6	T7	Porsche	Ford	T. Spd	Hour	Elapsed
10	2	9:53.028	6:26.213	1:34.678	1:52.137	3.777		20.969	6.550	249.4	23:30	1:30:01.922
11	2	3:56.637	37.738	1:31.644	1:47.255	3.578	4.268	19.167	6.101	278.4	23:33	1:33:58.559
12	2	4:04.967B	36.369	1:31.010	1:57.588		4.195	19.338		278.4	23:38	1:38:03.526
13	3	19:31:07.83B	...	1:33.111	1:56.409			18.764		277.6	19:09	21:09:11.364
14	3	23:15.840	...	1:33.108	1:45.603	3.880		18.231	6.246	278.4	19:32	21:32:27.204
15	3	4:20.677	36.201	1:30.775	2:13.701	33.121	4.298	17.982	6.049	281.2	19:36	21:36:47.881
16	3	19:04.528	51.705	1:55.972	...	3.608	7.553	18.196	6.275	190.8	19:55	21:55:52.409
17	3	3:56.465	37.956	1:30.981	1:47.528	3.642	4.196	18.916	6.490	281.2	19:59	21:59:48.874
18	3	3:52.741	36.446	1:31.377	1:44.918	3.703	4.198	18.056	6.256	281.2	20:03	22:03:41.615
19	1	28:40.749	36.491	1:31.039	...	3.756	4.216	20.061	6.852	282.0	20:32	22:32:22.364
20	1	3:54.800	36.971	1:31.687	1:46.142	3.621	4.259	18.738	6.191	282.0	20:36	22:36:17.164
21	1	4:02.047B	36.866	1:31.054	1:54.127		4.205	18.439		279.1	20:40	22:40:19.211
22	2	6:20.732	2:59.872	1:32.477	1:48.383	3.638		18.826	7.169	275.5	20:46	22:46:39.943
23	2	3:52.907	36.504	1:31.009	1:45.394	3.557	4.265	18.078	6.314	279.1	20:50	22:50:32.850
24	2	3:50.019	35.588	1:30.278	1:44.153	3.628	4.205	17.948	5.995	275.5	20:54	22:54:22.869
25	2	3:49.126	35.563	1:29.916	1:43.647	3.678	4.240	17.629	5.905	276.9	20:58	22:58:11.995
26	2	<b>3:48.355</b>	<b>35.194</b>	<b>1:29.731</b>	<b>1:43.430</b>	3.591	4.244	17.607	5.939	275.5	21:02	23:02:00.350
27	1	2:03:57.044	35.722	1:31.459	...	3.661	4.325	21.464	7.311	276.9	23:05	25:05:57.394
28	1	4:06.719B	36.940	1:31.062	1:58.717		4.243	19.564		279.8	23:10	25:10:04.113
29	3	9:01.907	5:33.074	1:35.581	1:53.252	3.859		19.939	7.180	275.5	23:19	25:19:06.020
30	3	4:01.408	37.584	1:33.201	1:50.623	3.679	4.295	19.257	6.680	279.8	23:23	25:23:07.428
31	3	3:58.517	37.124	1:32.586	1:48.807	3.672	4.234	19.074	6.658	277.6	23:27	25:27:05.945
32	3	3:58.532	37.003	1:31.546	1:49.983	3.648	4.226	21.607	6.489	281.2	23:31	25:31:04.477
33	3	4:11.183B	37.006	1:34.566	1:59.611		4.227	19.133		264.7	23:35	25:35:15.660
34	3	8:57.951	5:35.899	1:33.190	1:48.862	3.841		19.282	6.473	277.6	23:44	25:44:13.611
35	3	3:58.118	37.886	1:32.651	1:47.581	3.704	4.299	18.791	6.491	280.5	23:48	25:48:11.729
36	3	4:10.158B	36.543	1:31.709	2:01.906		4.251	22.378		282.0	23:52	25:52:21.887
37	3	6:22.247	2:59.293	1:32.893	1:50.061	3.701		18.843	6.547	281.2	23:58	25:58:44.134
38	3	3:57.025	36.691	1:31.713	1:48.621	3.719	4.250	19.135	6.658	280.5	00:02	26:02:41.159

9

#### Team Peugeot Total

Pedro Lamy

Simon Pagenaud

Peugeot 908

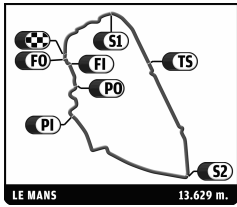
LM P1

Sebastien Bourdais

1	2	5:11.842	1:53.046	1:31.272	1:47.524	3.597		20.158	6.656	280.5	22:05	5:11.842
2	2	3:37.702	35.217	1:22.119	1:40.366	3.363	4.135	19.990	6.148	331.3	22:08	8:49.544
3	2	3:30.791	33.085	1:20.745	1:36.961	3.319	3.798	17.335	6.054	324.3	22:12	12:20.335
4	2	3:29.466	32.803	1:20.203	1:36.460	3.346	3.774	17.869	6.086	335.4	22:15	15:49.801
5	2	3:44.994B	33.542	1:20.512	1:50.940		3.794	20.440		324.3	22:19	19:34.795
6	2	5:51.263	2:36.434	1:21.135	1:53.694	3.313		18.100	6.580	328.3	22:25	25:26.058
7	2	3:35.607	34.721	1:22.861	1:38.025	3.306	3.775	18.338	6.115	324.3	22:29	29:01.665
8	2	3:30.927	33.034	1:22.459	1:35.434	3.289	3.779	16.986	5.972	324.3	22:32	32:32.592
9	2	3:35.369	32.764	1:23.833	1:38.772	3.626	3.758	17.741	6.993	324.3	22:36	36:07.961
10	2	3:37.230B	33.322	1:20.375	1:43.533		3.853	16.919		332.3	22:39	39:45.191
11	1	6:26.178	3:18.002	1:26.149	1:42.027	3.503		18.747	6.426	328.3	22:46	46:11.369
12	1	3:37.275	34.371	1:21.739	1:41.165	3.383	3.833	18.348	6.735	329.3	22:49	49:48.644
13	1	3:39.504	35.451	1:24.172	1:39.881	3.482	3.798	18.116	6.299	329.3	22:53	53:28.148
14	1	4:54.877B	35.459	1:47.528	2:31.890		3.824	30.071		279.8	22:58	58:23.025
15	1	11:04.197	7:51.335	1:30.211	1:42.651	3.477		19.987	6.385	326.3	23:09	1:09:27.222
16	1	3:34.297	34.491	1:21.706	1:38.100	3.309	3.829	17.727	6.057	328.3	23:13	1:13:01.519
17	1	3:30.854	33.732	1:20.858	1:36.264	3.323	3.777	17.207	5.916	322.4	23:16	1:16:32.373
18	1	3:43.051B	33.751	1:21.165	1:48.135		3.761	18.791		330.3	23:20	1:20:15.424
19												



# 24 HEURES DU MANS 2011



## 24 HEURES DU MANS

ILMC  
Qualifying

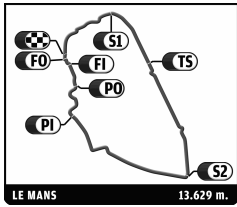
### Sector Analysis

■ Personal Best ■ Session Best B Crossing the finish line in pit lane

Lap	D	Time	Sector 1	Sector 2	Sector 3	T6	T7	Porsche	Ford	T. Spd	Hour	Elapsed
26	3	3:40.513	36.034	1:22.545	1:41.934	3.312	3.820	20.804	6.123	325.3	23:52	1:52:39.682
27	3	3:33.493	33.450	1:21.114	1:38.929	3.388	3.753	18.430	6.101	328.3	23:56	1:56:13.175
28	3	3:47.467 <b>B</b>	33.184	1:20.568	1:53.715		3.776	17.521		327.3	00:00	2:00:00.642
29	3	19:04:52.71 <b>B</b>	...	1:39.649	1:59.910			21.942		254.7	19:04	21:04:53.354
30	3	10:48.730	7:24.870	1:35.313	1:48.547	3.242		18.836	6.036	260.9	19:15	21:15:42.084
31	3	3:30.819	33.546	1:21.197	1:36.076	3.195	3.758	17.574	5.581	318.6	19:19	21:19:12.903
32	3	3:36.682	32.898	1:20.509	1:43.275	3.359	3.749	22.448	6.342	327.3	19:22	21:22:49.585
33	3	3:28.739	33.203	1:20.321	1:35.215	3.294	3.783	17.024	5.599	326.3	19:26	21:26:18.324
34	3	3:37.187 <b>B</b>	33.242	1:20.504	1:43.441		3.786	17.230		333.3	19:29	21:29:55.511
35	1	4:49.630	1:47.443	1:23.819	1:38.368	3.386		17.662	6.215	321.4	19:34	21:34:45.141
36	1	3:32.106	33.469	1:21.033	1:37.604	3.331	3.815	17.786	5.883	328.3	19:38	21:38:17.247
37	1	3:36.955	33.013	1:20.653	1:43.289	3.337	3.798	21.218	6.199	328.3	19:41	21:41:54.202
38	1	3:38.416	33.556	1:21.040	1:43.820	3.290	3.784	19.949	6.172	322.4	19:45	21:45:32.618
39	1	3:29.398	33.152	1:20.436	1:35.810	3.252	3.768	17.211	5.741	321.4	19:49	21:49:02.016
40	1	3:34.496	33.183	1:21.968	1:39.345	3.420	3.737	18.047	6.287	328.3	19:52	21:52:36.512
41	1	3:44.923	35.470	1:29.656	1:39.797	3.518	3.806	17.908	6.265	273.4	19:56	21:56:21.435
42	1	3:31.373	34.195	1:21.111	1:36.067	3.333	3.820	17.162	5.812	320.5	19:59	21:59:52.808
43	1	3:33.273	34.168	1:21.515	1:37.590	3.362	3.765	17.606	6.183	323.4	20:03	22:03:26.081
44	1	3:36.826	35.411	1:21.994	1:39.421	3.319	3.764	19.643	6.003	329.3	20:07	22:07:02.907
45	1	3:35.782	33.186	1:23.873	1:38.723	3.394	3.752	18.086	6.184	324.3	20:10	22:10:38.689
46	1	3:46.127 <b>B</b>	34.337	1:22.517	1:49.273		3.777	18.670		321.4	20:14	22:14:24.816
47	1	9:17.177	6:12.116	1:22.744	1:42.317	3.335		21.060	6.111	332.3	20:23	22:23:41.993
48	1	3:29.984	33.501	1:20.530	1:35.953	3.268	3.800	16.923	5.772	321.4	20:27	22:27:11.977
49	1	3:29.675	33.313	1:20.692	1:35.670	3.362	3.772	17.035	5.795	336.4	20:30	22:30:41.652
50	1	3:52.505 <b>B</b>	35.457	1:22.681	1:54.367		3.782	21.909		321.4	20:34	22:34:34.157
51	1	9:55.621	6:55.924	1:22.961	1:36.736	3.378		17.237	5.932	325.3	20:44	22:44:29.778
52	1	3:32.798	34.178	1:20.520	1:38.100	3.439	3.781	16.761	8.227	329.3	20:48	22:48:02.576
53	1	3:32.268	34.645	1:20.831	1:36.792	3.226	3.805	16.946	6.147	323.4	20:51	22:51:34.844
54	1	3:29.057	33.701	1:20.637	1:34.719	3.256	3.744	16.669	5.708	335.4	20:55	22:55:03.901
55	1	3:30.898	32.909	1:21.271	1:36.718	3.373	3.746	16.853	6.643	324.3	20:58	22:58:34.799
56	1	3:32.833	33.020	1:21.108	1:38.705	3.211	3.771	18.883	5.971	336.4	21:02	23:02:07.632
57	2	1:01:50.783	32.759	1:20.399	...	3.286	3.729	17.158	5.860	331.3	22:03	24:03:58.415
58	2	3:34.366	32.709	1:20.579	1:41.078	3.279	3.779	18.223	6.236	327.3	22:07	24:07:32.781
59	2	3:41.086	32.423	1:21.619	1:47.044	3.264	3.752	25.529	6.012	326.3	22:11	24:11:13.867
60	2	3:26.776	32.454	1:19.541	1:34.781	3.244	3.757	16.526	5.766	321.4	22:14	24:14:40.643
61	2	3:36.298 <b>B</b>	32.417	1:19.639	1:44.242		3.746	17.964		331.3	22:18	24:18:16.941
62	2	26:13.284 <b>B</b>	...	1:26.808	1:53.724			22.197		308.6	22:44	24:44:30.225
63	3	6:30.905	3:23.462	1:24.884	1:42.559	3.384		20.793	6.083	314.9	22:51	24:51:01.130
64	3	3:34.500	33.557	1:23.084	1:37.859	3.379	3.811	18.189	5.956	325.3	22:54	24:54:35.630
65	3	3:33.832	35.668	1:21.589	1:36.575	3.337	3.799	17.266	5.995	333.3	22:58	24:58:09.462
66	3	3:31.095	33.405	1:21.071	1:36.619	3.351	3.785	17.249	5.750	328.3	23:01	25:01:40.557
67	3	3:43.877 <b>B</b>	33.104	1:25.518	1:45.255		3.786	18.362		300.8	23:05	25:05:24.434
68	3	4:17.199	1:13.411	1:21.622	1:42.166	3.373		21.108	5.918	331.3	23:09	25:09:41.633
69	3	3:31.392	33.136	1:22.479	1:35.777	3.382	3.777	17.284	5.771	329.3	23:13	25:13:13.025
70	3	3:27.431	33.093	1:20.102	1:34.236	3.401	3.805	16.696	5.539	320.5	23:16	25:16:40.456
71	3	3:35.266 <b>B</b>	32.747	1:20.242	1:42.277		3.805	16.797		322.4	23:20	25:20:15.722
72	3	4:29.002	1:30.955	1:20.896	1:37.151	3.274		17.172	5.885	328.3	23:24	25:24:44.724
73	3	3:32.188	33.760	1:22.648	1:35.780	3.245	3.735	17.034	5.842	326.3	23:28	25:28:16.912
74	3	3:26.584	32.545	1:19.589	1:34.450	3.372	3.744	16.586	5.863	328.3	23:31	25:31:43.496
75	3	3:40.792 <b>B</b>	33.362	1:22.551	1:44.879		3.780	17.494		287.2	23:35	25:35:24.288
76	3	5:14.603	2:10.203	1:24.776	1:39.624	3.246		17.935	6.070	314.9	23:40	25:40:38.891
77	3	3:31.365	32.875	1:20.740	1:37.750	3.237	3.758	17.579	6.289	321.4	23:44	25:44:10.256
78	3	<b>3:26.010</b>	32.570	1:19.617	<b>1:33.823</b>	3.217	3.732	16.613	5.501	329.3	23:47	25:47:36.266
79	3	3:30.078	<b>32.300</b>	<b>1:19.405</b>	1:38.373	3.183	3.747	17.162	6.264	324.3	23:51	25:51:06.344
80	3	3:30.035	32.416	1:19.736	1:37.883	3.298	3.728	18.139	6.052	331.3	23:54	25:54:36.379
81	3	4:48.503 <b>B</b>	33.313	1:22.588	2:52.602		3.751	36.709		321.4	23:59	25:59:24.882



# 24 HEURES DU MANS 2011



## 24 HEURES DU MANS

ILMC  
Qualifying

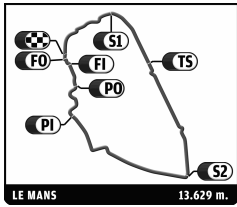
### Sector Analysis

■ Personal Best ■ Session Best B Crossing the finish line in pit lane

Lap	D	Time	Sector 1	Sector 2	Sector 3	T6	T7	Porsche	Ford	T. Spd	Hour	Elapsed
<b>10</b>		<b>Team Oreca Matmut</b> Nicolas Lapierre Loic Duval		Olivier Panis								Peugeot 908 HDI-FAP LM P1
1	1	4:15.989	1:06.850	1:28.044	1:41.095	3.433		17.840	6.238	308.6	22:04	4:15.989
2	1	3:40.393	36.174	1:24.327	1:39.892	3.338	3.904	18.941	6.081	315.8	22:07	7:56.382
3	1	3:35.256	33.720	1:24.572	1:36.964	3.288	3.858	16.948	5.900	318.6	22:11	11:31.638
4	1	3:39.104	33.725	1:23.812	1:41.567	3.397	3.823	20.284	7.172	317.6	22:15	15:10.742
5	1	3:45.517	33.947	1:23.434	1:48.136	3.363	3.865	26.855	6.222	315.8	22:18	18:56.259
6	1	3:47.406 B	34.133	1:24.067	1:49.206		3.849	18.699		316.7	22:22	22:43.665
7	2	7:41.874	4:35.075	1:26.161	1:40.638	3.439		17.737	6.435	312.1	22:30	30:25.539
8	2	3:39.148	35.240	1:24.220	1:39.688	3.374	3.893	17.623	6.225	315.8	22:34	34:04.687
9	2	3:34.049	33.489	1:22.650	1:37.910	3.382	3.870	17.860	5.908	318.6	22:37	37:38.736
10	2	3:33.730	33.484	1:23.583	1:36.663	3.373	3.864	16.699	5.804	316.7	22:41	41:12.466
11	2	3:32.575	33.368	1:22.786	1:36.421	3.367	3.853	16.596	5.829	314.9	22:44	44:45.041
12	2	3:55.875 B	35.544	1:26.365	1:53.966		3.849	19.648		314.0	22:48	48:40.916
13	2	8:09.698 B	4:16.416	1:36.566	2:16.716			25.653		311.2	22:56	56:50.614
14	2	8:50.823	4:55.020	1:24.177	2:31.626	3.411		23.489	6.092	316.7	23:05	1:05:41.437
15	2	4:01.484	35.585	1:33.655	1:52.244	3.346	3.864	19.825	6.245	282.0	23:09	1:09:42.921
16	2	3:35.251	33.752	1:23.963	1:37.536	3.315	3.853	16.868	5.831	314.9	23:13	1:13:18.172
17	2	<b>3:30.084</b>	<b>32.678</b>	1:22.170	<b>1:35.236</b>	3.294	3.834	16.246	5.689	314.0	23:16	1:16:48.256
18	2	3:44.007 B	33.825	1:23.103	1:47.079		3.822	18.297		311.2	23:20	1:20:32.263
19	3	5:24.878	2:12.801	1:27.417	1:44.660	3.397		20.361	6.460	295.9	23:25	1:25:57.141
20	3	3:49.136	38.384	1:28.768	1:41.984	3.473	3.894	19.407	6.221	280.5	23:29	1:29:46.277
21	3	4:00.213 B	33.968	1:24.229	2:02.016		3.895	22.641		302.5	23:33	1:33:46.490
22	3	5:22.590	2:10.040	1:25.992	1:46.558	3.420		23.053	6.290	308.6	23:39	1:39:09.080
23	3	3:40.547	35.040	1:25.446	1:40.061	3.355	3.875	18.428	6.291	300.8	23:42	1:42:49.627
24	3	3:37.621	33.708	1:23.263	1:40.650	3.446	3.849	18.325	6.021	314.0	23:46	1:46:27.248
25	3	3:52.280	33.709	1:23.570	1:55.001	3.446	3.869	28.045	6.991	314.9	23:50	1:50:19.528
26	3	19:14:15.47 B	38.229	1:36.679	...		3.881	21.794		251.2	19:04	21:04:35.007
27	3	6:19.223	3:05.711	1:29.436	1:44.076	3.488		19.591	6.352	294.3	19:10	21:10:54.230
28	3	3:48.290	34.816	1:32.030	1:41.444	3.440	3.928	18.492	6.007	314.0	19:14	21:14:42.520
29	3	3:40.088	35.854	1:24.357	1:39.877	3.453	3.895	18.135	5.963	314.9	19:18	21:18:22.608
30	3	3:35.751	34.012	1:23.308	1:38.431	3.454	3.897	17.579	5.937	314.9	19:21	21:21:58.359
31	3	3:56.808 B	34.142	1:26.380	1:56.286		3.891	22.072		248.3	19:25	21:25:55.167
32	3	7:56.047	4:49.503	1:25.696	1:40.848	3.392		18.324	6.339	308.6	19:33	21:33:51.214
33	3	3:36.065	34.115	1:23.658	1:38.292	3.452	3.877	17.676	5.881	314.0	19:37	21:37:27.279
34	3	3:38.705	33.867	1:22.922	1:41.916	3.409	3.886	20.319	6.195	315.8	19:41	21:41:05.984
35	3	4:03.247 B	34.085	1:25.540	2:03.622		3.858	22.319		319.5	19:45	21:45:09.231
36	1	4:54.186	1:49.691	1:25.141	1:39.354	3.307		17.805	6.054	313.0	19:50	21:50:03.417
37	1	3:36.284	34.653	1:23.859	1:37.772	3.307	3.829	17.312	5.870	313.0	19:53	21:53:39.701
38	1	3:35.295	34.477	1:23.222	1:37.596	3.282	3.839	17.327	5.811	314.9	19:57	21:57:14.996
39	1	3:38.213	34.001	1:26.136	1:38.076	3.258	3.827	17.353	5.866	315.8	20:00	22:00:53.209
40	1	3:33.557	33.677	1:22.726	1:37.154	3.278	3.808	17.111	5.832	314.9	20:04	22:04:26.766
41	1	3:46.405 B	33.491	1:24.952	1:47.962		3.816	17.864		308.6	20:08	22:08:13.171
42	1	4:53.679	1:49.908	1:26.058	1:37.713	3.278		17.245	5.868	316.7	20:13	22:13:06.850
43	1	3:36.969	33.273	1:23.026	1:40.670	3.283	3.819	20.922	5.768	318.6	20:16	22:16:43.819
44	1	3:33.919	33.100	1:22.112	1:38.707	3.213	3.823	18.122	5.834	315.8	20:20	22:20:17.738
45	1	3:30.921	33.042	1:22.326	1:35.553	3.197	3.795	16.621	5.679	316.7	20:23	22:23:48.659
46	1	3:31.471	33.073	1:22.258	1:36.140	3.208	3.788	16.804	5.747	317.6	20:27	22:27:20.130
47	1	3:40.783 B	33.374	1:22.625	1:44.784		3.783	17.417		316.7	20:31	22:31:00.913
48	2	5:04.997	1:59.936	1:26.028	1:39.033	3.400		17.571	6.323	314.0	20:36	22:36:05.910
49	2	3:41.015	34.609	1:23.355	1:43.051	3.363	3.873	21.194	6.096	316.7	20:39	22:39:46.925
50	2	3:34.804	33.626	1:22.632	1:38.546	3.392	3.859	19.020	5.807	314.9	20:43	22:43:21.729
51	2	3:36.656	34.382	1:24.592	1:37.682	3.322	3.869	16.914	6.414	315.8	20:46	22:46:58.385
52	2	3:41.675	35.465	1:26.930	1:39.280	3.311	3.843	17.440	6.412	267.3	20:50	22:50:40.060
53	2	3:33.561	34.312	1:23.004	1:36.245	3.367	3.818	16.652	5.757	314.9	20:54	22:54:13.621
54	2	3:30.831	33.334	1:22.043	1:35.454	3.398	3.851	16.402	5.661	315.8	20:57	22:57:44.452



# 24 HEURES DU MANS 2011



## 24 HEURES DU MANS

ILMC  
Qualifying

### Sector Analysis

■ Personal Best ■ Session Best B Crossing the finish line in pit lane

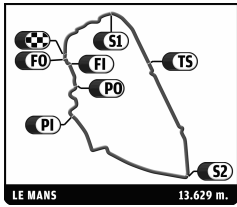
Lap	D	Time	Sector 1	Sector 2	Sector 3	T6	T7	Porsche	Ford	T. Spd	Hour	Elapsed
55	2	3:30.828	33.376	1:21.904	1:35.548	3.313	3.857	16.334	5.695	316.7	21:01	23:01:15.280
56	2	1:02:52.332	33.185	1:22.517	...	3.336	3.825	21.806	5.912	316.7	22:04	24:04:07.612
57	2	3:33.453	33.221	1:23.158	1:37.074	3.379	3.876	16.628	5.876	314.0	22:07	24:07:41.065
58	2	3:37.465	33.345	1:22.622	1:41.498	3.469	3.881	19.600	6.617	314.9	22:11	24:11:18.530
59	2	3:31.289	33.408	1:22.406	1:35.475	3.407	3.900	16.349	5.851	314.0	22:14	24:14:49.819
60	2	3:44.556B	33.465	1:23.244	1:47.847	...	3.875	17.337	...	314.0	22:18	24:18:34.375
61	3	26:08.821	...	1:29.875	1:55.332	3.589	...	26.038	6.856	294.3	22:44	24:44:43.196
62	3	3:53.205	38.724	1:26.347	1:48.134	3.461	3.973	21.703	6.378	311.2	22:48	24:48:36.401
63	3	3:49.004	34.746	1:27.781	1:46.477	3.451	3.922	19.714	6.258	271.4	22:52	24:52:25.405
64	3	3:58.080B	35.826	1:25.620	1:56.634	...	3.904	22.422	...	311.2	22:56	24:56:23.485
65	1	4:58.881	1:50.099	1:26.545	1:42.237	3.419	...	19.159	6.192	307.7	23:01	25:01:22.366
66	1	3:40.086	34.146	1:24.395	1:41.545	3.314	3.889	18.511	6.343	313.0	23:05	25:05:02.452
67	1	3:39.724	35.727	1:24.950	1:39.047	3.307	3.847	17.833	5.956	306.8	23:08	25:08:42.176
68	1	3:38.477	33.832	1:24.036	1:40.609	3.355	3.837	19.286	6.173	313.0	23:12	25:12:20.653
69	1	3:35.261	34.078	1:23.552	1:37.631	3.299	3.845	17.269	5.823	317.6	23:15	25:15:55.914
70	1	3:40.218	33.849	1:24.063	1:42.306	3.374	3.830	17.590	6.945	312.1	23:19	25:19:36.132
71	1	3:44.264B	33.299	1:23.850	1:47.115	...	3.858	18.732	...	314.9	23:23	25:23:20.396
72	1	6:08.472	3:01.871	1:24.580	1:42.021	3.305	...	20.351	6.044	312.1	23:29	25:29:28.868
73	1	3:33.585	33.493	1:23.005	1:37.087	3.238	3.838	17.159	5.773	315.8	23:33	25:33:02.453
74	1	3:42.510	33.918	1:29.567	1:39.025	3.212	3.808	17.436	5.904	306.8	23:36	25:36:44.963
75	1	3:34.631	33.010	1:22.781	1:38.840	3.247	3.794	18.842	5.927	314.9	23:40	25:40:19.594
76	1	3:42.937B	34.051	1:22.314	1:46.572	...	3.806	18.688	...	315.8	23:44	25:44:02.531
77	3	5:06.690	2:00.059	1:24.870	1:41.761	3.390	...	18.855	6.210	311.2	23:49	25:49:09.221
78	3	3:37.753	35.922	1:23.384	1:38.447	3.372	3.863	17.678	5.924	312.1	23:52	25:52:46.974
79	3	3:34.557	33.685	1:22.941	1:37.931	3.390	3.861	17.558	5.731	313.0	23:56	25:56:21.531
80	3	3:43.297	33.714	1:23.328	1:46.255	3.408	3.865	20.254	6.106	313.0	00:00	26:00:04.828

12		Rebellion Racing		Neel Jani		Jeroen Bleekemolen		Lola B 10/60 Coupe-Toyota				
		Nicolas Prost						LM P1				
1	3	14:40.108	...	1:29.284	1:45.914	3.586	...	21.040	6.496	308.6	22:14	14:40.108
2	3	3:50.451	36.818	1:25.924	1:47.709	3.647	3.989	23.330	6.683	311.2	22:18	18:30.559
3	3	3:44.041	35.644	1:25.417	1:42.980	3.543	4.016	19.156	6.683	314.0	22:22	22:14.600
4	3	3:56.104B	35.281	1:25.166	1:55.657	...	3.974	19.860	...	316.7	22:26	26:10.704
5	1	6:14.876	3:03.303	1:26.574	1:44.999	3.596	...	19.553	6.553	312.1	22:32	32:25.580
6	1	3:43.821	34.785	1:26.123	1:42.913	3.645	3.976	18.711	6.480	314.9	22:36	36:09.401
7	1	3:41.636	35.062	1:25.372	1:41.202	3.486	3.969	18.183	6.318	314.0	22:39	39:51.037
8	1	3:37.404	34.198	1:23.980	1:39.226	3.585	3.932	17.506	5.959	313.0	22:43	43:28.441
9	1	3:50.848B	34.326	1:23.982	1:52.540	...	3.981	18.617	...	314.9	22:47	47:19.289
10	2	24:01.552	...	1:30.414	1:49.815	3.701	...	20.870	7.332	306.8	23:11	1:11:20.841
11	2	3:49.148	36.419	1:27.462	1:45.267	3.613	4.013	19.710	6.731	311.2	23:15	1:15:09.989
12	2	3:54.643	39.581	1:29.008	1:46.054	3.788	3.965	19.790	7.282	311.2	23:19	1:19:04.632
13	2	3:49.114	35.641	1:27.486	1:45.987	3.616	4.019	19.691	7.384	310.3	23:22	1:22:53.746
14	2	3:47.585	35.209	1:27.930	1:44.446	3.622	3.968	18.934	6.766	314.0	23:26	1:26:41.331
15	2	3:47.920	37.598	1:26.322	1:44.000	3.603	3.962	19.133	6.529	311.2	23:30	1:30:29.251
16	3	13:53.705	35.162	1:25.467	...	3.571	3.964	20.467	6.921	312.1	23:44	1:44:22.956
17	3	4:07.566	36.948	1:30.374	2:00.244	3.664	3.968	24.450	7.230	312.1	23:48	1:48:30.522
18	3	3:50.615	36.553	1:26.761	1:47.301	3.508	3.992	22.053	6.662	310.3	23:52	1:52:21.137
19	3	3:47.146	35.697	1:26.470	1:44.979	3.531	3.957	20.312	6.508	310.3	23:56	1:56:08.283
20	3	4:03.947B	36.564	1:27.671	1:59.712	...	3.960	21.759	...	308.6	00:00	2:00:12.230
21	3	19:04:20.25	...	1:30.106	1:47.357	3.527	...	21.007	6.619	293.5	19:04	21:04:32.485
22	3	3:45.687	35.607	1:26.383	1:43.697	3.537	3.998	19.068	7.046	307.7	19:08	21:08:18.172
23	3	3:45.327	35.623	1:25.999	1:43.705	3.675	3.981	18.574	7.245	306.8	19:12	21:12:03.499
24	3	3:49.879	35.132	1:25.288	1:49.459	3.515	4.024	21.117	6.209	309.5	19:15	21:15:53.378
25	3	3:43.773	36.194	1:25.360	1:42.219	3.512	3.955	19.283	6.256	308.6	19:19	21:19:37.151
26	3	3:40.163	34.951	1:24.653	1:40.559	3.487	3.957	18.389	6.119	309.5	19:23	21:23:17.314
27	3	3:42.388	35.056	1:24.794	1:42.538	3.462	3.934	18.736	6.307	310.3	19:26	21:26:59.702
28	3	3:42.740	35.116	1:24.733	1:42.891	4.083	3.940	18.408	7.327	309.5	19:30	21:30:42.442





# 24 HEURES DU MANS 2011



## 24 HEURES DU MANS

ILMC  
Qualifying

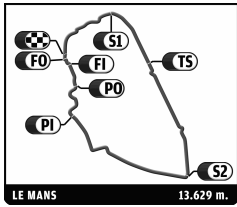
### Sector Analysis

Lap	D	Time	Sector 1	Sector 2	Sector 3	T6	T7	Porsche	Ford	T. Spd	Hour	Elapsed
29	2	10:42.138	35.014	1:24.358	8:42.766	3.621	4.088	19.032	6.405	312.1	19:41	21:41:24.580
30	2	3:44.588	35.669	1:25.515	1:43.404	3.599	3.983	19.772	6.313	310.3	19:45	21:45:09.168
31	2	4:00.908 <b>B</b>	35.769	1:24.578	2:00.561		3.971	20.449		310.3	19:49	21:49:10.076
32	2	6:57.938	3:47.109	1:26.253	1:44.576	3.462		20.354	6.641	308.6	19:56	21:56:08.014
33	2	3:41.153	34.109	1:24.265	1:42.779	3.452	3.948	18.324	6.654	300.8	19:59	21:59:49.167
34	2	3:40.474	35.669	1:24.870	1:39.935	3.560	3.921	17.869	6.207	309.5	20:03	22:03:29.641
35	2	3:41.906	34.044	1:24.848	1:43.014	3.533	3.963	19.340	7.174	309.5	20:07	22:07:11.547
36	2	3:41.280	34.369	1:23.982	1:42.929	3.477	3.956	18.937	6.210	309.5	20:10	22:10:52.827
37	2	3:35.985	33.990	1:23.529	1:38.466	3.484	3.937	17.596	5.876	310.3	20:14	22:14:28.812
38	1	12:21.173	34.964	1:24.930	...	3.402	3.933	18.874	6.411	309.5	20:26	22:26:49.985
39	1	3:37.490	34.178	1:24.348	1:38.964	3.441	3.922	17.497	6.095	311.2	20:30	22:30:27.475
40	1	3:41.001	33.830	1:24.531	1:42.640	3.372	3.929	17.789	7.556	300.8	20:34	22:34:08.476
41	1	3:48.834 <b>B</b>	34.029	1:26.522	1:48.283		3.908	18.059		307.7	20:37	22:37:57.310
42	1	6:51.214	3:14.199	1:39.954	1:57.061	3.380		18.308	6.011	312.1	20:44	22:44:48.524
43	1	3:40.536	33.608	1:24.817	1:42.111	3.379	3.914	18.391	6.497	311.2	20:48	22:48:29.060
44	1	3:44.616	38.890	1:24.449	1:41.277	3.335	3.890	17.983	6.539	308.6	20:52	22:52:13.676
45	1	3:34.422	33.443	1:23.007	1:37.972	3.509	3.881	17.146	6.039	313.0	20:55	22:55:48.098
46	1	3:33.982	33.434	1:23.452	1:37.096	3.386	3.924	16.846	5.814	312.1	20:59	22:59:22.080
47	1	4:07.391 <b>B</b>	35.110	1:31.977	2:00.304		3.891	20.852		262.8	21:03	23:03:29.471
48	1	1:02:46.393	...	1:25.302	1:42.583	3.387		17.524	6.856	301.7	22:06	24:06:15.864
49	1	3:35.625	33.307	<b>1:22.907</b>	1:39.411	3.311	3.899	18.283	6.056	310.3	22:09	24:09:51.489
50	1	<b>3:32.883</b>	<b>33.250</b>	1:23.157	<b>1:36.476</b>	3.385	3.870	16.800	5.672	313.0	22:13	24:13:24.372
51	1	3:48.912 <b>B</b>	34.045	1:23.486	1:51.381		3.879	18.835		314.0	22:17	24:17:13.284
52	3	29:25.825	...	1:30.504	1:46.250	3.473			6.503	305.9	22:46	24:46:39.109
53	3	3:42.533	34.877	1:25.245	1:42.411	3.436	3.943	19.316	6.199	310.3	22:50	24:50:21.642
54	3	3:43.449	34.602	1:26.121	1:42.726	3.447	3.925	18.833	6.281	310.3	22:54	24:54:05.091
55	3	3:41.449	34.393	1:25.562	1:41.494	3.446	3.924	18.790	6.264	310.3	22:57	24:57:46.540
56	3	3:41.021	34.304	1:25.724	1:40.993	3.504	3.924	18.371	6.131	311.2	23:01	25:01:27.561
57	3	3:39.539	34.273	1:24.666	1:40.600	3.446	3.946	18.268	6.093	309.5	23:05	25:05:07.100
58	3	3:51.899 <b>B</b>	35.312	1:26.143	1:50.444		3.928	19.055		307.7	23:08	25:08:58.999
59	2	5:41.766	2:25.176	1:27.414	1:49.176	3.642		21.999	7.047	306.8	23:14	25:14:40.765
60	2	3:47.723	37.040	1:27.636	1:43.047	3.569	3.992	19.086	6.554	307.7	23:18	25:18:28.488
61	2	3:45.271	34.777	1:25.844	1:44.650	3.529	3.977	18.670	6.365	309.5	23:22	25:22:13.759
62	2	3:42.928	34.555	1:25.263	1:43.110	3.602	3.954	18.758	6.224	313.0	23:25	25:25:56.687
63	2	3:42.094	35.056	1:25.705	1:41.333	3.544	3.976	18.400	6.348	307.7	23:29	25:29:38.781
64	2	3:39.042	34.326	1:24.817	1:39.899	3.468	3.952	18.123	6.057	310.3	23:33	25:33:17.823
65	2	3:57.650 <b>B</b>	33.917	1:28.182	1:55.551		3.933	20.570		216.9	23:37	25:37:15.473
66	3	5:41.553 <b>B</b>	2:22.476	1:27.016	1:52.061			19.546		305.9	23:42	25:42:57.026
67	2	6:17.166 <b>B</b>	2:49.223	1:28.621	1:59.322			22.324		300.8	23:49	25:49:14.192

13		Rebellion Racing		Guy Smith						Lola B 10/60 Coupe-Toyota		LM P1
		Andrea Belicchi										
		J.Christophe Boullion										
1	2	12:12.755	8:55.099	1:31.216	1:46.440	3.433		20.747	6.651	292.7	22:12	12:12.755
2	2	3:41.038	34.796	1:25.233	1:41.009	3.396	3.946	18.371	6.344	310.3	22:15	15:53.793
3	2	3:48.870	35.326	1:26.356	1:47.188	3.602	3.909	22.796	6.772	308.6	22:19	19:42.663
4	2	4:00.668 <b>B</b>	36.298	1:28.954	1:55.416		3.981	21.021		297.5	22:23	23:43.331
5	1	7:06.259	3:41.917	1:26.975	1:57.367	3.412		19.611	6.885	312.1	22:30	30:49.590
6	1	3:38.363	33.872	1:24.213	1:40.278	3.413	3.945	18.592	6.177	311.2	22:34	34:27.953
7	1	3:38.351	33.885	1:25.142	1:39.324	3.518	3.945	18.105	5.983	312.1	22:38	38:06.304
8	1	3:52.724 <b>B</b>	33.880	1:24.103	1:54.741		3.984	21.990		314.9	22:41	41:59.028
9	3	6:48.881	3:34.952	1:28.490	1:45.439	3.691		19.830	6.380	307.7	22:48	48:47.909
10	3	3:41.513	35.005	1:25.494	1:41.014	3.700	4.051	18.447	6.227	308.6	22:52	52:29.422
11	3	4:25.829 <b>B</b>	34.648	1:36.945	2:14.236		4.026	24.816		310.3	22:56	56:55.251
12	3	15:36.566	...	1:30.088	1:42.399	3.552		18.964	6.017	306.8	23:12	1:12:31.817
13	3	3:44.132	35.054	1:26.191	1:42.887	3.465	3.978	19.558	6.212	309.5	23:16	1:16:15.949
14	3	3:57.188 <b>B</b>	35.901	1:25.800	1:55.487		3.949	21.568		309.5	23:20	1:20:13.137
15	2	19:44:08.62	...	1:28.762	1:43.788	3.377		19.098	6.235	274.8	19:04	21:04:21.763



# 24 HEURES DU MANS 2011



## 24 HEURES DU MANS

ILMC  
Qualifying

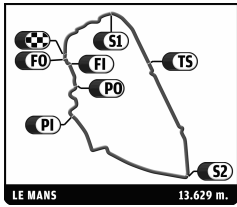
### Sector Analysis

Lap	D	Time	Sector 1	Sector 2	Sector 3	T6	T7	Porsche	Ford	T. Spd	Hour	Elapsed
16	2	3:38.657	34.747	1:24.982	1:38.928	3.507	3.923	17.760	5.868	314.9	19:08	21:08:00.420
17	2	3:37.686	34.049	1:24.131	1:39.506	3.358	3.954	18.850	5.835	313.0	19:11	21:11:38.106
18	2	3:57.432 <b>B</b>	35.333	1:26.126	1:55.973		3.908	19.486		311.2	19:15	21:15:35.538
19	2	15:24.805	...	1:37.364	1:47.595	3.487		20.681	6.132	247.7	19:31	21:31:00.343
20	2	3:44.522 <b>B</b>	34.304	1:24.302	1:45.916		3.966	17.697		314.0	19:34	21:34:44.865
21	2	8:11.518	5:02.130	1:26.206	1:43.182	3.476		19.044	6.144	305.9	19:42	21:42:56.383
22	2	3:37.764	33.978	1:23.738	1:40.048	3.700	3.943	17.553	7.228	314.0	19:46	21:46:34.147
23	2	3:37.641	34.823	1:23.999	1:38.819	3.394	3.996	17.867	5.923	312.1	19:50	21:50:11.788
24	2	3:36.382	33.680	1:24.081	1:38.621	3.516	3.901	17.574	5.982	314.9	19:53	21:53:48.170
25	2	3:48.692 <b>B</b>	34.531	1:25.091	1:49.070		3.956	18.851		313.0	19:57	21:57:36.862
26	2	21:27.756	...	1:26.794	1:41.642	3.495		18.546	6.335	310.3	20:19	22:19:04.618
27	2	3:41.255	34.224	1:23.764	1:43.267	3.399	3.954	18.340	6.090	315.8	20:22	22:22:45.873
28	2	3:41.261	34.163	1:23.679	1:43.419	3.551	3.907	21.327	6.179	319.5	20:26	22:26:27.134
29	2	3:35.695	34.062	1:23.501	1:38.132	3.386	3.983	17.590	6.113	316.7	20:30	22:30:02.829
30	2	3:48.770 <b>B</b>	34.917	1:25.382	1:48.471		3.897	18.686		313.0	20:33	22:33:51.599
31	1	5:45.971	2:39.951	1:24.950	1:41.070	3.456		18.179	5.983	314.0	20:39	22:39:37.570
32	1	9:41.783	34.115	1:24.027	7:43.641	3.405	3.957	20.946	6.798	315.8	20:49	22:49:19.353
33	1	3:35.535	33.955	1:23.454	1:38.126	3.388	3.945	17.216	6.008	316.7	20:52	22:52:54.888
34	1	3:45.025	34.250	1:28.549	1:42.226	3.328	3.933	18.752	6.925	300.0	20:56	22:56:39.913
35	1	3:34.892	33.774	1:23.416	1:37.702	3.466	3.902	17.385	5.821	315.8	21:00	23:00:14.805
36	1	1:06:29.429	38.297	1:26.394	...	3.369	3.955	23.265	6.585	291.1	22:06	24:06:44.234
37	1	<b>3:34.573</b>	33.565	1:23.416	<b>1:37.592</b>	3.473	3.921	17.080	5.707	314.9	22:10	24:10:18.807
38	1	3:40.148	<b>33.521</b>	1:22.950	1:43.677	3.369	3.956	21.149	6.998	314.0	22:13	24:13:58.955
39	1	3:45.854 <b>B</b>	33.661	<b>1:22.856</b>	1:49.337		3.903	18.921		314.9	22:17	24:17:44.809
40	3	27:09.048	...	1:30.873	1:49.152	3.554		21.538	6.476	303.4	22:44	24:44:53.857
41	3	3:46.897	36.406	1:26.652	1:43.839	3.480	3.982	18.916	6.100	310.3	22:48	24:48:40.754
42	3	3:40.169	35.221	1:24.972	1:39.976	3.415	3.948	18.022	5.942	312.1	22:52	24:52:20.923
43	3	3:43.224	34.414	1:24.477	1:44.333	3.517	3.926	21.984	6.193	313.0	22:56	24:56:04.147
44	3	3:37.922	34.557	1:24.425	1:38.940	3.529	3.947	17.636	5.865	311.2	22:59	24:59:42.069
45	3	4:00.695 <b>B</b>	33.988	1:27.946	1:58.761		3.951	20.131		305.9	23:03	25:03:42.764

15		Oak Racing	Pierre Ragues		Oak Pescarolo-Judd							
		Guillaume Moreau			LM P1							
1	1	9:01.792 <b>B</b>	5:33.109	1:33.413	1:55.270			20.513		209.7	22:09	9:01.792
2	1	6:18.883	3:08.201	1:27.103	1:43.579	3.478		18.533	6.606	307.7	22:15	15:20.675
3	1	3:47.063	34.690	1:26.593	1:45.780	3.492	4.013	22.626	6.253	310.3	22:19	19:07.738
4	1	3:40.085	34.715	1:25.542	1:39.828	3.488	4.031	17.633	6.178	305.9	22:22	22:47.823
5	1	3:39.672	34.629	1:25.015	1:40.028	3.509	4.013	17.710	6.026	307.7	22:26	26:27.495
6	1	3:41.763	34.322	1:25.211	1:42.230	3.535	4.020	19.271	6.005	309.5	22:30	30:09.258
7	1	3:42.085	34.447	1:25.841	1:41.797	3.503	4.019	18.066	6.425	308.6	22:33	33:51.343
8	1	40:39.501	36.011	1:26.229	...	3.513	4.007	18.627	6.631	306.8	23:14	1:14:30.844
9	1	3:51.033	35.776	1:33.283	1:41.974	3.518	4.020	18.130	6.407	312.1	23:18	1:18:21.877
10	1	3:56.388 <b>B</b>	34.945	1:24.747	1:56.696		4.019	18.171		314.0	23:22	1:22:18.265
11	2	5:56.935	2:45.818	1:27.351	1:43.766	3.524		19.159	6.509	300.8	23:28	1:28:15.200
12	2	3:42.438	35.130	1:26.023	1:41.285	3.520	4.012	17.981	6.051	313.0	23:31	1:31:57.638
13	2	3:43.695	34.249	1:27.493	1:41.953	3.540	4.018	18.152	6.808	313.0	23:35	1:35:41.333
14	2	3:40.996	34.474	1:25.199	1:41.323	3.880	4.027	18.051	6.652	313.0	23:39	1:39:22.329
15	2	3:54.656 <b>B</b>	35.936	1:26.214	1:52.506		4.170	20.353		312.1	23:43	1:43:16.985
16	3	6:29.048	3:08.615	1:29.386	1:51.047	3.548		22.750	6.776	311.2	23:49	1:49:46.033
17	3	3:50.750	37.387	1:28.173	1:45.190	3.568	4.029	20.276	6.391	313.0	23:53	1:53:36.783
18	3	3:49.608	35.538	1:26.798	1:47.272	3.525	4.028	22.696	6.427	313.0	23:57	1:57:26.391
19	3	4:15.654 <b>B</b>	35.046	1:27.022	2:13.586		4.019	26.676		313.0	00:01	2:01:42.045
20	1	19:03:15.50	...	1:30.545	1:46.391	3.525		20.196	6.445	236.8	19:04	21:04:57.553
21	1	3:43.137	34.967	1:24.957	1:43.213	3.686	3.992	19.765	6.251	315.8	19:08	21:08:40.690
22	1	3:43.274	35.874	1:26.073	1:41.327	3.612	4.040	18.718	6.281	316.7	19:12	21:12:23.964
23	1	3:48.943	34.957	1:25.412	1:48.574	3.539	4.028	22.129	6.327	317.6	19:16	21:16:12.907
24	1	3:41.606	34.661	1:25.622	1:41.323	3.573	3.993	19.071	6.128	314.9	19:19	21:19:54.513



# 24 HEURES DU MANS 2011



## 24 HEURES DU MANS

ILMC  
Qualifying

### Sector Analysis

■ Personal Best ■ Session Best B Crossing the finish line in pit lane

Lap	D	Time	Sector 1	Sector 2	Sector 3	T6	T7	Porsche	Ford	T. Spd	Hour	Elapsed
25	1	3:44.498	38.197	1:25.553	1:40.748	3.507	3.996	18.783	6.097	300.8	19:23	21:23:39.011
26	1	3:48.263 B	34.726	1:24.331	1:49.206		3.977	18.687		316.7	19:27	21:27:27.274
27	3	9:04.050	5:58.292	1:25.350	1:40.408	3.496		18.018	6.270	317.6	19:36	21:36:31.324
28	3	3:39.484	34.470	1:23.909	1:41.105	3.410	4.002	18.370	6.117	322.4	19:40	21:40:10.808
29	3	3:41.870	34.725	1:24.631	1:42.514	3.472	3.964	18.993	6.487	318.6	19:43	21:43:52.678
30	3	3:38.774	34.469	1:23.630	1:40.675	3.482	3.969	18.883	6.030	318.6	19:47	21:47:31.452
31	3	14:26.843	34.520	1:26.562	...	3.388	3.986	19.519	6.825	319.5	20:01	22:01:58.295
32	3	3:36.912	34.044	1:23.552	1:39.316	3.371	3.941	17.809	5.958	319.5	20:05	22:05:35.207
33	3	3:37.165	34.524	1:23.573	1:39.068	3.424	3.940	17.726	6.003	316.7	20:09	22:09:12.372
34	3	3:56.128 B	36.892	1:27.833	1:51.403		3.947	18.506		312.1	20:13	22:13:08.500
35	2	9:16.828	6:04.897	1:24.533	1:47.398	3.620		19.723	8.272	316.7	20:22	22:22:25.328
36	2	3:36.986	34.321	1:23.945	1:38.720	3.454	4.018	17.781	5.976	319.5	20:26	22:26:02.314
37	2	3:53.161 B	34.571	1:24.747	1:53.843		3.975	19.478		311.2	20:29	22:29:55.475
38	2	6:55.504	3:33.746	1:28.477	1:53.281	3.414		23.974	6.204	284.2	20:36	22:36:50.979
39	2	<b>3:34.933</b>	33.872	<b>1:23.103</b>	<b>1:37.958</b>	3.486	3.955	17.283	6.191	318.6	20:40	22:40:25.912
40	2	3:44.562	36.972	1:24.991	1:42.599	3.398	3.967	19.091	6.987	318.6	20:44	22:44:10.474
41	2	10:58.851	34.224	1:23.629	9:00.998	3.390	3.946	18.504	6.538	317.6	20:55	22:55:09.325
42	2	3:39.144	33.847	1:24.470	1:40.827	3.541	3.968	18.162	6.383	314.0	20:58	22:58:48.469
43	2	3:38.971	34.063	1:24.221	1:40.687	3.445	4.019	19.154	6.076	312.1	21:02	23:02:27.440
44	2	1:02:40.719	34.301	1:24.579	...	3.420	3.976	23.592	7.855	311.2	22:05	24:05:08.159
45	2	4:03.122	34.229	1:23.782	2:05.111	3.434	3.948	27.366	8.992	319.5	22:09	24:09:11.281
46	2	3:43.559	33.799	1:23.525	1:46.235	3.357	3.940	21.020	7.132	320.5	22:12	24:12:54.840
47	2	3:35.543	<b>33.636</b>	1:23.131	1:38.776	3.450	3.917	18.143	6.010	321.4	22:16	24:16:30.383
48	2	3:53.976 B	33.978	1:25.040	1:54.958		3.951	22.051		320.5	22:20	24:20:24.359
49	1	23:54.947	...	1:31.417	1:48.902	3.639		22.537	6.506	272.0	22:44	24:44:19.306
50	1	3:48.981	35.753	1:27.386	1:45.842	3.526	4.029	20.037	6.316	316.7	22:48	24:48:08.287
51	1	3:42.881	35.621	1:25.055	1:42.205	3.508	3.993	19.061	6.221	316.7	22:51	24:51:51.168
52	1	3:42.320	35.203	1:25.735	1:41.382	3.574	3.970	18.823	6.060	319.5	22:55	24:55:33.488
53	1	3:41.198	34.957	1:24.504	1:41.737	3.606	4.009	18.829	6.740	319.5	22:59	24:59:14.686
54	1	3:46.036	36.416	1:24.658	1:44.962	3.632	3.999	19.701	7.306	320.5	23:03	25:03:00.722
55	1	3:51.321 B	35.303	1:24.991	1:51.027		4.003	18.938		318.6	23:06	25:06:52.043
56	1	7:40.548	4:24.166	1:27.296	1:49.086	3.568		23.005	6.434	298.3	23:14	25:14:32.591
57	1	3:45.201	35.752	1:26.941	1:42.508	3.534	4.005	18.943	6.244	314.9	23:18	25:18:17.792

16

**Pescarolo Team**  
Emmanuel Collard  
Christophe Tinseau

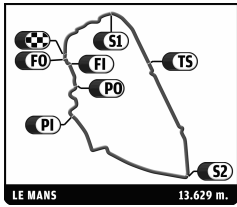
Julien Jousse

Pescarolo Judd  
LM P1

1	3	4:09.453	1:03.510	1:26.771	1:39.172	3.377		17.719	6.126	315.8	22:04	4:09.453
2	3	3:35.987	34.081	1:23.219	1:38.687	3.365	3.910	18.162	6.038	320.5	22:07	7:45.440
3	3	3:35.456	33.545	1:22.864	1:39.047	3.522	3.893	18.209	6.399	321.4	22:11	11:20.896
4	3	3:38.571	33.524	1:25.068	1:39.979	3.405	3.942	18.345	6.094	321.4	22:14	14:59.467
5	3	3:46.661 B	<b>33.458</b>	1:22.774	1:50.429		3.902	18.448		323.4	22:18	18:46.128
6	1	8:35.792	5:30.315	1:25.472	1:40.005	3.439		17.899	6.243	319.5	22:27	27:21.920
7	1	3:36.972	33.976	1:24.078	1:38.918	3.550	3.925	17.393	6.287	322.4	22:30	30:58.892
8	1	3:37.897	34.059	1:22.894	1:40.944	3.486	3.952	18.987	6.304	320.5	22:34	34:36.789
9	1	3:54.865 B	36.237	1:24.963	1:53.665		3.923	18.814		323.4	22:38	38:31.654
10	1	7:27.978	4:23.900	1:24.428	1:39.650	3.560		17.876	6.286	320.5	22:45	45:59.632
11	1	3:40.764	34.401	1:23.656	1:42.707	3.511	3.968	19.237	7.310	321.4	22:49	49:40.396
12	1	3:52.416 B	35.483	1:25.035	1:51.898		3.944	20.786		320.5	22:53	53:32.812
13	1	20:10:47.39	...	1:30.441	1:42.831	3.434		18.332	6.280	300.0	19:04	21:04:20.206
14	1	3:52.011 B	35.756	1:26.133	1:50.122		3.930	17.693		320.5	19:08	21:08:12.217
15	1	5:55.813	2:49.244	1:24.054	1:42.515	3.419		20.223	6.257	320.5	19:14	21:14:08.030
16	1	3:36.938	34.637	1:23.217	1:39.084	3.537	3.927	17.712	6.181	323.4	19:17	21:17:44.968
17	1	3:49.580 B	34.175	1:23.373	1:52.032		3.959	20.067		321.4	19:21	21:21:34.548
18	1	10:49.301	7:44.847	1:25.230	1:39.224	3.416		17.543	6.077	321.4	19:32	21:32:23.849
19	1	3:39.622	34.500	1:23.328	1:41.794	3.430	3.935	20.269	6.150	320.5	19:36	21:36:03.471
20	1	3:38.956	34.057	1:23.132	1:41.767	3.661	3.930	17.376	8.444	321.4	19:39	21:39:42.427
21	1	10:37.458	34.451	1:25.183	8:37.824	3.454	3.997	19.199	6.353	282.0	19:50	21:50:19.885



# 24 HEURES DU MANS 2011



## 24 HEURES DU MANS

ILMC  
Qualifying

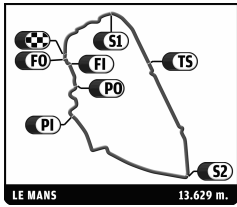
### Sector Analysis

Lap	D	Time	Sector 1	Sector 2	Sector 3	T6	T7	Porsche	Ford	T. Spd	Hour	Elapsed
22	1	3:37.397	34.062	1:24.118	1:39.217	3.443	3.927	17.542	6.175	320.5	19:53	21:53:57.282
23	1	3:35.745	34.129	1:23.195	1:38.421	3.447	3.928	17.449	5.993	321.4	19:57	21:57:33.027
24	1	3:35.041	33.946	1:23.171	1:37.924	3.396	3.923	17.313	6.029	320.5	20:01	22:01:08.068
25	1	3:46.840B	34.370	1:24.151	1:48.319		3.896	18.622		324.3	20:04	22:04:54.908
26	3	6:12.058	3:04.603	1:24.922	1:42.533	3.795		17.724	8.097	313.0	20:11	22:11:06.966
27	3	3:35.857	34.227	1:23.550	1:38.080	3.499	4.028	17.315	5.940	320.5	20:14	22:14:42.823
28	3	3:37.406	35.121	1:24.129	1:38.156	3.464	3.949	17.484	6.081	319.5	20:18	22:18:20.229
29	3	3:46.141B	34.937	1:24.056	1:47.148		3.925	17.543		314.0	20:22	22:22:06.370
30	3	8:15.940	5:13.553	1:24.188	1:38.199	3.427		17.320	6.076	321.4	20:30	22:30:22.310
31	3	3:41.029	35.428	1:23.634	1:41.967	3.428	3.916	19.073	6.243	320.5	20:34	22:34:03.339
32	3	3:37.032	34.028	1:23.606	1:39.398	3.419	3.926	17.159	5.954	321.4	20:37	22:37:40.371
33	3	3:50.030B	33.952	1:23.785	1:52.293		3.920	20.638		322.4	20:41	22:41:30.401
34	3	6:26.205	3:16.140	1:28.637	1:41.428	3.428		19.116	6.504	234.8	20:47	22:47:56.606
35	3	3:40.509	35.023	1:25.468	1:40.018	3.434	3.924	17.275	6.311	322.4	20:51	22:51:37.115
36	3	<b>3:33.066</b>	33.599	<b>1:22.718</b>	<b>1:36.749</b>	3.378	3.927	17.010	6.001	323.4	20:55	22:55:10.181
37	3	3:55.931B	33.919	1:22.906	1:59.106		3.898	19.611		326.3	20:59	22:59:06.112
38	2	1:05:16.312	...	1:29.991	1:44.358	3.462		19.890	6.557	254.1	22:04	24:04:22.424
39	2	3:39.520	34.903	1:24.977	1:39.640	3.437	3.973	17.611	6.218	312.1	22:08	24:08:01.944
40	2	3:39.021	34.293	1:25.351	1:39.377	3.463	3.953	17.364	6.202	288.0	22:11	24:11:40.965
41	2	3:37.878	34.188	1:23.804	1:39.886	3.670	3.955	17.307	6.512	314.9	22:15	24:15:18.843
42	2	3:47.011B	34.537	1:24.511	1:47.963		4.009	17.401		313.0	22:19	24:19:05.854
43	2	26:46.834	...	1:27.143	1:51.343	3.689		24.146	7.849	284.2	22:45	24:45:52.688
44	2	3:42.024	35.534	1:24.795	1:41.695	3.560	4.001	17.929	6.954	320.5	22:49	24:49:34.712
45	2	3:43.140	34.931	1:23.852	1:44.357	3.496	3.962	21.039	6.724	323.4	22:53	24:53:17.852
46	2	3:44.139	34.916	1:24.106	1:45.117	3.463	3.941	19.998	7.028	320.5	22:57	24:57:01.991
47	2	3:38.493	34.364	1:23.705	1:40.424	3.480	3.928	18.170	6.228	319.5	23:00	25:00:40.484
48	2	3:40.504	34.382	1:23.593	1:42.529	3.452	3.935	17.850	6.202	321.4	23:04	25:04:20.988
49	2	3:38.406	35.425	1:24.157	1:38.824	3.422	3.915	17.574	6.202	319.5	23:07	25:07:59.394
50	2	3:39.155	34.802	1:23.794	1:40.559	3.565	3.912	17.579	7.298	319.5	23:11	25:11:38.549
51	2	3:37.824	34.426	1:23.990	1:39.408	3.491	3.934	18.269	6.088	322.4	23:15	25:15:16.373
52	2	3:37.447	34.122	1:23.590	1:39.735	3.426	3.925	17.399	6.346	323.4	23:18	25:18:53.820
53	2	3:47.890B	34.286	1:23.287	1:50.317		3.910	17.877		322.4	23:22	25:22:41.710
54	2	25:01.402	...	1:26.366	1:39.877	3.461		17.732	6.277	289.5	23:47	25:47:43.112
55	2	3:37.680	34.307	1:23.768	1:39.605	3.514	3.949	18.213	6.111	320.5	23:51	25:51:20.792
56	2	3:36.882	34.203	1:23.621	1:39.058	3.467	3.948	17.426	6.162	320.5	23:54	25:54:57.674
57	2	3:39.477	34.075	1:23.383	1:42.019	3.487	3.932	17.569	6.761	323.4	23:58	25:58:37.151
58	2	3:37.248	34.476	1:23.477	1:39.295	3.490	3.927	17.801	6.158	320.5	00:02	26:02:14.399

20		Quifel-Asm Team											Zytek 09 SC	
		Miguel Amaral		Warren Hughes									LM P1	
		Olivier Pla												
1	2	42:08.594	...	1:28.474	1:49.584	3.440		21.701	6.991	293.5	22:42	42:08.594		
2	2	3:45.008	35.184	1:25.965	1:43.859	3.413	3.976	20.421	6.217	306.8	22:45	45:53.602		
3	2	3:51.858B	34.779	1:25.780	1:51.299			19.923		306.8	22:49	49:45.460		
4	3	8:08.806B	4:00.592	1:52.384	2:15.830			27.401		163.4	22:57	57:54.266		
5	3	6:12.546	2:51.452	1:31.967	1:49.127	3.515		20.837	7.203	295.9	23:04	1:04:06.812		
6	3	3:52.113	36.790	1:28.528	1:46.795	3.508	4.000	20.133	6.812	307.7	23:07	1:07:58.925		
7	3	3:51.413	36.590	1:28.046	1:46.777	3.586	3.990	19.666	7.132	305.9	23:11	1:11:50.338		
8	3	3:45.367	35.561	1:26.436	1:43.370	3.458	4.014	19.443	6.336	308.6	23:15	1:15:35.705		
9	3	3:59.678B	36.063	1:27.012	1:56.603		3.984	22.309		307.7	23:19	1:19:35.383		
10	1	6:04.635	2:45.603	1:29.265	1:49.767	3.585		20.972	7.233	305.9	23:25	1:25:40.018		
11	1	3:52.552	37.061	1:28.632	1:46.859	3.667	4.037	20.230	6.703	305.9	23:29	1:29:32.570		
12	1	3:52.491	37.726	1:28.647	1:46.118	3.557	4.054	20.140	6.692	305.9	23:33	1:33:25.061		
13	1	3:51.772	37.997	1:28.002	1:45.773	3.676	4.014	19.754	6.809	305.9	23:37	1:37:16.833		
14	2	11:52.545	36.631	1:28.365	9:47.549	3.422	4.069	22.689	6.573	302.5	23:49	1:49:09.378		
15	2	3:52.111	34.259	1:27.609	1:50.243	3.398	3.968	26.379	6.489	307.7	23:53	1:53:01.489		
16	2	3:41.019	34.144	1:25.792	1:41.083	3.386	3.956	18.929	6.194	305.1	23:56	1:56:42.508		
17	2	4:07.974B	34.329	1:25.482	2:08.163		3.955	25.522		306.8	00:00	2:00:50.482		



# 24 HEURES DU MANS 2011



## 24 HEURES DU MANS

ILMC  
Qualifying

### Sector Analysis

■ Personal Best ■ Session Best B Crossing the finish line in pit lane

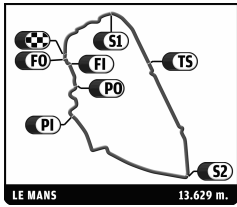
Lap	D	Time	Sector 1	Sector 2	Sector 3	T6	T7	Porsche	Ford	T. Spd	Hour	Elapsed
18	3	19:03:54.32	...	1:32.392	1:48.951	3.467		22.007	6.616	280.5	19:04	21:04:44.806
19	3	3:43.930	34.952	1:26.639	1:42.339	3.420	3.985	18.998	6.371	310.3	19:08	21:08:28.736
20	3	3:43.300	36.259	1:25.592	1:41.449	3.463	3.967	18.483	6.391	305.9	19:12	21:12:12.036
21	3	3:48.818	34.867	1:25.253	1:48.698	3.456	3.983	19.791	8.265	305.1	19:16	21:16:00.854
22	3	3:41.720	34.769	1:25.583	1:41.368	3.404	3.982	18.447	6.359	306.8	19:19	21:19:42.574
23	3	3:40.061	34.572	1:24.904	1:40.585	3.371	3.962	18.316	6.216	311.2	19:23	21:23:22.635
24	3	3:56.549B	35.866	1:26.200	1:54.483		3.944	21.811		306.8	19:27	21:27:19.184
25	1	7:38.270	4:26.727	1:27.314	1:44.229	3.866		19.403	6.428	305.9	19:34	21:34:57.454
26	1	3:46.842	36.371	1:26.835	1:43.636	3.498	4.137	19.371	6.465	305.1	19:38	21:38:44.296
27	1	3:47.497	35.665	1:26.613	1:45.219	3.473	4.023	19.514	6.457	308.6	19:42	21:42:31.793
28	1	3:45.467	35.778	1:26.415	1:43.274	3.570	4.000	19.151	6.621	304.2	19:46	21:46:17.260
29	1	3:44.751	35.349	1:26.557	1:42.845	3.425	4.037	18.731	6.504	307.7	19:50	21:50:02.011
30	1	4:41.433B	35.697	2:10.589	1:55.147		3.976	19.719		305.9	19:54	21:54:43.444
31	2	7:55.930	4:45.565	1:27.504	1:42.861	3.392		19.189	6.338	305.1	20:02	22:02:39.374
32	2	3:39.029	34.237	1:24.787	1:40.005	3.348	3.980	18.087	6.035	305.9	20:06	22:06:18.403
33	2	3:42.896	34.267	1:25.748	1:42.881	3.407	3.958	19.416	6.451	306.8	20:10	22:10:01.299
34	2	3:39.577	34.180	1:24.949	1:40.448	3.413	3.965	18.249	6.276	304.2	20:13	22:13:40.876
35	2	3:42.225	34.233	1:26.653	1:41.339	3.466	3.965	18.128	7.394	309.5	20:17	22:17:23.101
36	2	3:53.869B	34.961	1:26.231	1:52.677		3.983	19.733		306.8	20:21	22:21:16.970
37	2	11:34.200	8:26.293	1:26.551	1:41.356	3.379		18.559	6.255	300.8	20:32	22:32:51.170
38	2	3:37.984	34.495	1:24.632	1:38.857	3.321	3.965	17.763	5.949	303.4	20:36	22:36:29.154
39	2	3:41.323	34.638	1:25.603	1:41.082	3.329	3.930	18.559	6.294	304.2	20:40	22:40:10.477
40	2	3:48.625B	33.920	1:26.252	1:48.453		3.937	18.294		304.2	20:43	22:43:59.102
41	2	5:42.781	2:23.208	1:33.331	1:46.242	3.365		18.309	6.991	285.0	20:49	22:49:41.883
42	2	3:40.005	33.948	1:26.927	1:39.130	3.332	3.966	17.536	5.910	305.1	20:53	22:53:21.888
43	2	3:40.853	34.187	1:25.086	1:41.580	3.439	3.944	17.583	7.691	303.4	20:57	22:57:02.741
44	2	3:37.393	33.902	1:24.515	1:38.976	3.293	3.989	17.677	5.989	304.2	21:00	23:00:40.134
45	2	1:03:31.027B	34.845	1:25.263	...		3.943	18.615		302.5	22:04	24:04:11.161
46	2	5:27.212	2:06.515	1:33.484	1:47.213	3.368		18.453	6.320	287.2	22:09	24:09:38.373
47	2	3:37.785	33.904	1:23.938	1:39.943	3.334	3.957	18.007	6.031	309.5	22:13	24:13:16.158
48	2	3:42.214	34.205	1:25.523	1:42.486	3.383	3.942	19.472	6.183	309.5	22:16	24:16:58.372
49	2	4:12.926B	34.772	1:29.494	2:08.660		3.951	27.926		305.9	22:21	24:21:11.298

<b>22</b>	<b>Kronos Racing</b>											Lola Aston Martin
	Vanina Ickx	Bas Leinders										LM P1
	Maxime Martin											

1	3	8:14.161	4:52.966	1:31.563	1:49.632	3.511		22.173	7.183	306.8	22:08	8:14.161
2	3	3:53.414	37.640	1:28.459	1:47.315	3.547	3.959	20.899	7.089	306.8	22:12	12:07.575
3	3	3:51.884	36.488	1:27.345	1:48.051	3.468	3.980	21.128	6.879	310.3	22:15	15:59.459
4	3	3:56.037	36.380	1:27.873	1:51.784	3.445	3.940	25.335	7.045	310.3	22:19	19:55.496
5	3	5:10.655B	36.627	1:27.317	3:06.711		3.932	40.721		311.2	22:25	25:06.151
6	1	1:09:43.418	...	1:30.029	1:46.768	3.561		21.257	6.806	306.8	23:34	1:34:49.569
7	1	3:46.613	35.812	1:26.655	1:44.146	3.463	3.969	19.816	6.675	307.7	23:38	1:38:36.182
8	1	3:48.426	35.701	1:26.375	1:46.350	3.458	3.942	21.820	6.705	309.5	23:42	1:42:24.608
9	1	3:44.415	35.050	1:26.601	1:42.764	3.499	3.937	19.282	6.563	306.8	23:46	1:46:09.023
10	1	4:01.163B	35.548	1:27.015	1:58.600		3.958	23.173		310.3	23:50	1:50:10.186
11	2	6:27.023	3:02.593	1:34.085	1:50.345	3.517		22.623	7.051	310.3	23:56	1:56:37.209
12	2	4:11.597B	36.090	1:26.419	2:09.088		3.930	25.576		308.6	00:00	2:00:48.806
13	2	19:03:45.09	...	1:30.279	1:47.024	3.525		20.837	7.098	286.5	19:04	21:04:33.904
14	2	3:44.451	35.663	1:25.361	1:43.427	3.430	3.967	19.299	7.081	310.3	19:08	21:08:18.355
15	2	3:53.356B	36.185	1:25.961	1:51.210		3.927	19.065		308.6	19:12	21:12:11.711
16	2	11:06.427	8:01.825	1:24.932	1:39.670	3.387		18.206	6.177	306.8	19:23	21:23:18.138
17	2	3:44.294	34.548	1:25.033	1:44.713	3.372	3.904	21.082	6.321	309.5	19:27	21:27:02.432
18	2	3:38.177	34.076	1:23.917	1:40.184	3.316	3.904	18.419	6.320	314.9	19:30	21:30:40.609
19	2	3:36.551	33.918	1:24.008	1:38.625	3.377	3.881	17.875	6.005	313.0	19:34	21:34:17.160
20	2	3:48.294B	35.173	1:24.364	1:48.757		3.897	18.474		310.3	19:38	21:38:05.454
21	3	24:09.528	...	1:27.694	1:43.835	3.357		19.995	6.379	308.6	20:02	22:02:14.982
22	3	3:42.010	35.365	1:24.662	1:41.983	3.401	3.909	19.440	6.343	313.0	20:05	22:05:56.992



# 24 HEURES DU MANS 2011



## 24 HEURES DU MANS

ILMC  
Qualifying

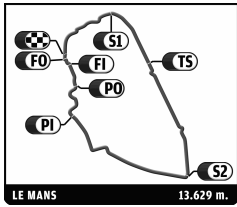
### Sector Analysis

Lap	D	Time	Sector 1	Sector 2	Sector 3	T6	T7	Porsche	Ford	T. Spd	Hour	Elapsed
23	3	3:43.105	35.254	1:24.627	1:43.224	3.521	3.917	19.967	6.616	313.0	20:09	22:09:40.097
24	3	3:55.069 <b>B</b>	36.818	1:25.436	1:52.815		3.937	20.566		314.9	20:13	22:13:35.166
25	3	13:24.432	...	1:25.714	1:42.848	3.359		19.621	6.416	314.0	20:26	22:26:59.598
26	3	3:41.214	35.546	1:24.598	1:41.070	3.314	3.883	19.228	6.250	314.9	20:30	22:30:40.812
27	3	3:46.614	35.434	1:25.509	1:45.671	3.407	3.874	19.559	6.669	314.0	20:34	22:34:27.426
28	3	3:54.008 <b>B</b>	36.351	1:25.971	1:51.686		3.894	19.138		317.6	20:38	22:38:21.434
29	1	12:46.720	9:38.839	1:26.217	1:41.664	3.408		18.574	6.813	310.3	20:51	22:51:08.154
30	1	3:38.653	34.832	1:23.942	1:39.879	3.566	3.887	18.512	6.252	314.9	20:54	22:54:46.807
31	1	3:42.333	35.425	1:24.154	1:42.754	3.438	3.925	19.909	6.739	314.9	20:58	22:58:29.140
32	1	3:47.984 <b>B</b>	34.686	1:24.765	1:48.533		3.897	19.191		314.0	21:02	23:02:17.124
33	2	1:08:36.326	...	1:28.926	1:44.510	3.423		20.166	6.520	295.1	22:10	24:10:53.450
34	2	3:37.538	34.253	1:24.159	1:39.126	3.440	3.925	18.001	6.086	309.5	22:14	24:14:30.988
35	2	3:37.528	34.093	1:24.276	1:39.159	3.359	3.915	18.108	6.021	305.9	22:18	24:18:08.516
36	2	4:30.635 <b>B</b>	34.264	1:39.450	2:16.921		3.912	22.880		309.5	22:22	24:22:39.151
37	3	23:18.851	...	1:30.942	1:55.210	3.555		23.407	7.555	298.3	22:45	24:45:58.002
38	3	3:52.643	36.748	1:27.425	1:48.470	3.413	3.988	22.067	6.794	307.7	22:49	24:49:50.645
39	3	3:48.061	35.950	1:26.098	1:46.013	3.618	3.925	19.994	7.970	308.6	22:53	24:53:38.706
40	3	3:47.573	35.823	1:26.028	1:45.722	3.396	3.986	21.562	6.604	308.6	22:57	24:57:26.279
41	3	3:45.045	35.367	1:26.223	1:43.455	3.339	3.918	20.060	6.346	308.6	23:01	25:01:11.324
42	3	3:43.126	35.359	1:25.296	1:42.471	3.384	3.892	19.639	6.314	313.0	23:04	25:04:54.450
43	3	3:46.092	37.577	1:25.916	1:42.599	3.348	3.895	19.756	6.306	309.5	23:08	25:08:40.542
44	3	3:43.375	35.104	1:25.771	1:42.500	3.387	3.894	19.655	6.128	297.5	23:12	25:12:23.917
45	3	3:43.172	34.901	1:25.632	1:42.639	3.318	3.901	19.527	6.451	308.6	23:16	25:16:07.089
46	3	3:42.987	34.703	1:25.333	1:42.951	3.335	3.900	19.487	6.473	308.6	23:19	25:19:50.076
47	3	3:57.472 <b>B</b>	37.039	1:27.085	1:53.348		3.904	20.115		312.1	23:23	25:23:47.548

24		Oak Racing Jacques Nicolet Richard Hein		Jean-François Yvon		Oak Pescarolo-Judd LM P1						
1	3	6:10.885 <b>B</b>	2:32.369	1:31.440	2:07.076		23.944		300.8	22:06	6:10.885	
2	3	6:50.536	3:34.180	1:28.624	1:47.732	3.840		20.102	7.209	311.2	22:13	13:01.421
3	3	4:02.122 <b>B</b>	36.799	1:27.883	1:57.440		4.104	20.068		311.2	22:17	17:03.543
4	2	12:12.844	8:49.247	1:32.093	1:51.504	4.002		22.431	7.466	304.2	22:29	29:16.387
5	2	3:56.495	38.078	1:29.257	1:49.160	3.827	4.139	21.118	7.309	307.7	22:33	33:12.882
6	2	4:07.646 <b>B</b>	37.632	1:30.032	1:59.982	4.087		21.446		314.0	22:37	37:20.528
7	2	9:40.039	6:18.468	1:31.672	1:49.899	3.706		21.892	7.112	264.1	22:47	47:00.567
8	2	3:55.614	36.902	1:28.619	1:50.093	3.774	4.064	22.078	7.699	310.3	22:50	50:56.181
9	2	4:29.917 <b>B</b>	38.614	1:32.400	2:18.903		4.072	25.192		311.2	22:55	55:26.098
10	3	10:14.989	6:52.521	1:30.384	1:52.084	3.716		23.722	6.853	305.1	23:05	1:05:41.087
11	3	3:52.558	36.597	1:28.580	1:47.381	3.751	4.072	20.112	7.277	312.1	23:09	1:09:33.645
12	3	3:53.038	36.342	1:28.747	1:47.949	3.717	4.066	20.488	7.188	311.2	23:13	1:13:26.683
13	3	3:49.209	35.967	1:27.501	1:45.741	3.694	4.056	20.140	6.658	315.8	23:17	1:17:15.892
14	3	3:52.636	38.174	1:28.491	1:45.971	3.694	4.041	19.656	6.702	312.1	23:21	1:21:08.528
15	3	3:48.852	35.590	1:27.108	1:46.154	3.709	4.044	19.890	6.709	312.1	23:24	1:24:57.380
16	3	3:57.588 <b>B</b>	35.640	1:26.907	1:55.041		4.057	19.725		310.3	23:28	1:28:54.968
17	2	7:07.854	3:46.778	1:31.997	1:49.079	3.679		22.431	6.927	305.9	23:36	1:36:02.822
18	2	3:50.629	36.489	1:28.920	1:45.220	3.637	4.050	19.908	6.716	308.6	23:39	1:39:53.451
19	2	3:50.377	36.523	1:28.604	1:45.250	3.621	4.020	20.157	6.659	311.2	23:43	1:43:43.828
20	2	4:06.719 <b>B</b>	38.462	1:28.605	1:59.652		4.016	21.490		313.0	23:47	1:47:50.547
21	2	7:03.831	3:45.159	1:29.951	1:48.721	3.635		23.584	6.811	312.1	23:54	1:54:54.378
22	2	3:50.984	35.621	1:26.975	1:48.388	3.742	4.057	22.673	6.779	313.0	23:58	1:58:45.362
23	2	5:03.525 <b>B</b>	38.114	1:49.600	2:35.811		4.069	30.006		188.2	00:03	2:03:48.887
24	2	19:01:35.67	...	1:38.245	1:55.804	3.873		22.622	8.264	205.3	19:05	21:05:24.557
25	2	3:49.920	36.482	1:27.906	1:45.532	3.794	4.140	19.893	6.905	310.3	19:09	21:09:14.477
26	2	3:47.967	36.469	1:27.364	1:44.134	3.639	4.086	19.428	6.634	312.1	19:13	21:13:02.444
27	2	4:04.872 <b>B</b>	39.009	1:28.383	1:57.480		4.037	20.707		313.0	19:17	21:17:07.316
28	2	6:09.436	2:55.960	1:28.998	1:44.478	3.622		19.580	6.774	301.7	19:23	21:23:16.752
29	2	3:51.377	37.877	1:26.850	1:46.650	3.586	4.034	20.265	7.005	314.0	19:27	21:27:08.129



# 24 HEURES DU MANS 2011



## 24 HEURES DU MANS

ILMC  
Qualifying

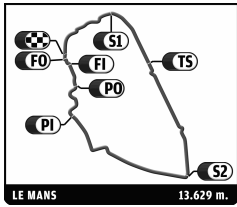
### Sector Analysis

Lap	D	Time	Sector 1	Sector 2	Sector 3	T6	T7	Porsche	Ford	T. Spd	Hour	Elapsed
30	2	3:44.845	35.431	1:26.776	1:42.638	3.534	4.016	18.986	6.603	311.2	19:30	21:30:52.974
31	2	3:44.456	<b>34.909</b>	1:26.406	1:43.141	3.630	3.999	19.183	6.437	312.1	19:34	21:34:37.430
32	2	4:04.575 <b>B</b>	35.524	1:26.310	2:02.741		4.032	22.323		313.0	19:38	21:38:42.005
33	3	6:24.828	3:09.265	1:27.128	1:48.435	3.753		21.835	6.938	312.1	19:45	21:45:06.833
34	3	3:44.530	35.227	1:26.376	1:42.927	3.626	4.079	18.476	6.642	312.1	19:48	21:48:51.363
35	3	3:44.049	35.049	1:26.507	1:42.493	3.669	4.018	18.301	6.478	308.6	19:52	21:52:35.412
36	3	3:55.518 <b>B</b>	36.007	1:26.246	1:53.265		4.052	18.997		311.2	19:56	21:56:30.930
37	3	6:55.054	3:45.528	1:27.033	1:42.493	3.687		18.510	6.431	292.7	20:03	22:03:25.984
38	3	4:03.534	36.438	1:27.991	1:59.105	3.873	4.047	30.460	8.875	305.9	20:07	22:07:29.518
39	3	3:45.425	35.857	1:25.772	1:43.796	3.747	4.079	19.266	6.695	311.2	20:11	22:11:14.943
40	3	3:44.969	35.643	1:27.003	1:42.323	3.758	4.046	18.460	6.609	309.5	20:14	22:14:59.912
41	3	<b>3:41.908</b>	34.964	<b>1:24.788</b>	<b>1:42.156</b>	3.704	4.065	18.697	6.622	313.0	20:18	22:18:41.820
42	3	3:57.196 <b>B</b>	35.443	1:25.138	1:56.615		4.041	18.988		312.1	20:22	22:22:39.016
43	3	5:46.714	2:33.964	1:27.158	1:45.592	3.510		19.880	6.141	309.5	20:28	22:28:25.730
44	3	3:46.654	36.186	1:27.055	1:43.413	3.557	4.020	19.267	6.495	311.2	20:32	22:32:12.384
45	3	3:45.480	35.346	1:26.605	1:43.529	3.555	4.024	19.873	6.370	309.5	20:35	22:35:57.864
46	3	4:00.850 <b>B</b>	36.397	1:26.029	1:58.424		4.019	22.352		309.5	20:39	22:39:58.714
47	3	5:34.202 <b>B</b>	2:05.913	1:30.693	1:57.596			21.273		314.9	20:45	22:45:32.916
48	2	5:23.832	2:06.220	1:26.628	1:50.984	3.927		20.776	7.507	312.1	20:50	22:50:56.748
49	2	3:45.908	35.676	1:25.826	1:44.406	3.699	4.125	19.929	7.299	311.2	20:54	22:54:42.656
50	2	3:47.388	35.969	1:25.698	1:45.721	3.632	4.061	19.850	7.266	311.2	20:58	22:58:30.044
51	2	3:45.763	36.295	1:25.776	1:43.692	3.584	4.044	19.434	6.726	307.7	21:02	23:02:15.807
52	1	1:06:16.365 <b>B</b>	39.060	1:28.173	...		4.036	21.016		308.6	22:08	24:08:32.172
53	3	5:30.659	2:15.198	1:27.564	1:47.897	3.761		19.986	7.401	308.6	22:14	24:14:02.831
54	3	3:48.919	36.955	1:27.073	1:44.891	3.585	4.104	19.992	6.557	310.3	22:17	24:17:51.750
55	3	4:37.960 <b>B</b>	35.685	1:34.766	2:27.509		4.040	27.551		295.1	22:22	24:22:29.710
56	3	23:21.376 <b>B</b>	...	1:32.489	2:00.812			21.544		307.7	22:45	24:45:51.086
57	3	7:24.248	4:09.152	1:28.530	1:46.566	3.741		20.513	6.874	314.0	22:53	24:53:15.334
58	3	3:50.117	37.016	1:27.657	1:45.444	3.791	4.066	19.528	6.947	312.1	22:57	24:57:05.451
59	3	3:47.823	36.375	1:26.897	1:44.551	3.755	4.072	19.197	7.129	311.2	23:00	25:00:53.274
60	3	3:50.033	35.978	1:26.629	1:47.426	3.777	4.064	20.834	6.966	313.0	23:04	25:04:43.307
61	3	3:46.327	35.642	1:26.387	1:44.298	3.764	4.063	19.282	6.826	312.1	23:08	25:08:29.634
62	3	3:49.382	37.644	1:26.966	1:44.772	3.704	4.052	19.196	7.035	310.3	23:12	25:12:19.016
63	3	3:58.153 <b>B</b>	35.295	1:26.014	1:56.844		4.033	18.997		311.2	23:16	25:16:17.169
64	2	6:23.369 <b>B</b>	2:41.618	1:36.905	2:04.846			21.642		231.3	23:22	25:22:40.538
65	2	6:05.896	2:47.534	1:30.527	1:47.835	3.647		20.348	7.205	311.2	23:28	25:28:46.434
66	2	3:55.430	37.155	1:31.402	1:46.873	3.719	4.065	20.022	7.172	236.3	23:32	25:32:41.864
67	2	4:16.100 <b>B</b>	36.972	1:39.255	1:59.873		4.084	20.895		171.4	23:36	25:36:57.964
68	2	14:26.031 <b>B</b>	...	1:42.546	2:18.978			26.239		313.0	23:51	25:51:23.995

26		Signatech Nissan		Soheil Ayari		Oreca 03-Nissan		LM P2				
		Franck Mailleux										
		Lucas Ordoñez										
1	1	5:29.366 <b>B</b>	1:10.153	1:32.373	2:46.840			28.140		268.7	22:05	5:29.366
2	1	4:58.024	1:44.218	1:29.307	1:44.499	3.492		18.582	6.520	291.9	22:10	10:27.390
3	1	3:45.978	35.325	1:28.007	1:42.646	3.468	4.102	17.986	6.132	293.5	22:14	14:13.368
4	1	3:47.827	35.397	1:27.222	1:45.208	3.528	4.091	20.214	6.448	295.1	22:18	18:01.195
5	1	3:57.322 <b>B</b>	35.169	1:28.061	1:54.092		4.109	19.502		292.7	22:21	21:58.517
6	1	12:54.707	9:39.675	1:29.075	1:45.957	3.449		19.496	6.522	292.7	22:34	34:53.224
7	1	3:49.383	34.925	1:28.153	1:46.305	3.457	4.073	20.474	6.599	296.7	22:38	38:42.607
8	1	3:43.124	<b>34.651</b>	1:26.975	1:41.498	3.574	4.071	17.455	6.234	295.9	22:42	42:25.731
9	1	3:56.715 <b>B</b>	37.788	1:28.195	1:50.732		4.117	17.881		294.3	22:46	46:22.446
10	2	7:50.637 <b>B</b>	4:10.691	1:33.386	2:06.560			19.588		261.5	22:54	54:13.083
11	2	11:44.955	8:26.229	1:31.702	1:47.024	3.607		19.050	6.736	279.8	23:05	1:05:58.038
12	2	3:53.730	36.826	1:30.552	1:46.352	3.618	4.143	18.464	6.534	291.9	23:09	1:09:51.768
13	2	3:52.577	35.362	1:30.210	1:47.005	3.636	4.133	18.727	6.517	296.7	23:13	1:13:44.345
14	2	3:54.159	36.963	1:28.961	1:48.235	3.640	4.135	20.199	6.607	295.9	23:17	1:17:38.504
15	2	3:50.799	35.271	1:28.790	1:46.738	3.616	4.139	21.174	6.284	294.3	23:21	1:21:29.303



# 24 HEURES DU MANS 2011



## 24 HEURES DU MANS

ILMC  
Qualifying

### Sector Analysis

■ Personal Best ■ Session Best B Crossing the finish line in pit lane

Lap	D	Time	Sector 1	Sector 2	Sector 3	T6	T7	Porsche	Ford	T. Spd	Hour	Elapsed
16	2	3:48.574	35.243	1:29.741	1:43.590	3.607	4.128	18.388	6.199	209.7	23:25	1:25:17.877
17	2	3:50.227	34.907	1:28.115	1:47.205	3.549	4.130	21.297	6.518	296.7	23:29	1:29:08.104
18	2	3:46.188	34.879	1:28.348	1:42.961	3.542	4.108	18.236	6.145	294.3	23:32	1:32:54.292
19	2	4:01.713B	34.890	1:28.578	1:58.245		4.099	19.900		294.3	23:36	1:36:56.005
20	3	6:50.029	3:27.636	1:32.316	1:50.077	3.577		18.799	6.580	248.8	23:43	1:43:46.034
21	3	3:54.515	37.637	1:30.088	1:46.790	3.542	4.134	19.797	6.833	295.9	23:47	1:47:40.549
22	3	10:44.287	35.247	1:27.743	8:41.297	3.555	4.115	18.964	6.440	293.5	23:58	1:58:24.836
23	3	4:55.905B	35.307	1:30.392	2:50.206		4.119	31.912		294.3	00:03	2:03:20.741
24	1	19:01:07.00	...	1:31.167	1:46.356	3.481		19.293	6.586	291.1	19:04	21:04:27.749
25	1	3:50.055	35.462	1:27.602	1:46.991	3.537	4.107	20.434	7.052	295.9	19:08	21:08:17.804
26	1	3:55.192B	36.378	1:28.015	1:50.799		4.128	17.813		294.3	19:12	21:12:12.996
27	1	5:39.451	2:26.586	1:28.174	1:44.691	3.412		19.729	6.395	293.5	19:17	21:17:52.447
28	1	3:42.999	34.687	1:27.242	1:41.070	3.393	4.054	17.636	6.117	296.7	19:21	21:21:35.446
29	1	3:44.965	34.846	1:28.862	1:41.257	3.403	4.054	17.568	6.087	293.5	19:25	21:25:20.411
30	1	3:56.745B	34.674	1:27.171	1:54.900		4.064	17.921		294.3	19:29	21:29:17.156
31	2	6:04.425	2:51.284	1:29.295	1:43.846	3.558		18.755	6.427	292.7	19:35	21:35:21.581
32	2	3:48.156	37.064	1:28.298	1:42.794	3.544	4.130	18.282	6.329	295.1	19:39	21:39:09.737
33	2	3:47.961	36.512	1:28.649	1:42.800	3.533	4.119	18.381	6.153	292.7	19:42	21:42:57.698
34	2	3:48.904	34.954	1:28.374	1:45.576	3.661	4.103	18.951	7.106	295.1	19:46	21:46:46.602
35	2	3:47.149	35.263	1:28.575	1:43.311	3.552	4.154	18.554	6.215	296.7	19:50	21:50:33.751
36	2	3:46.126	35.042	1:28.087	1:42.997	3.573	4.104	18.370	6.247	294.3	19:54	21:54:19.877
37	2	3:45.525	35.078	1:27.919	1:42.528	3.553	4.113	18.237	6.149	292.7	19:58	21:58:05.402
38	2	3:45.794	35.015	1:28.171	1:42.608	3.552	4.106	18.399	6.073	294.3	20:01	22:01:51.196
39	2	3:45.742	34.983	1:27.570	1:43.189	3.575	4.101	18.478	6.188	295.1	20:05	22:05:36.938
40	2	3:46.045	35.598	1:28.524	1:41.923	3.511	4.107	17.944	6.163	292.7	20:09	22:09:22.983
41	3	12:22.387	34.874	1:34.971	...	3.533	4.081	17.602	6.289	295.9	20:21	22:21:45.370
42	3	3:50.473	35.522	1:28.166	1:46.785	3.618	4.119	21.027	6.573	293.5	20:25	22:25:35.843
43	3	3:44.627	35.147	1:26.933	1:42.547	3.520	4.157	18.688	6.134	294.3	20:29	22:29:20.470
44	3	3:42.082	34.846	1:26.769	1:40.467	3.444	4.116	17.009	6.091	295.9	20:33	22:33:02.552
45	3	11:10.570	36.402	1:30.142	9:04.026	3.552	4.078	18.081	6.193	292.7	20:44	22:44:13.122
46	3	3:45.047	34.667	1:26.718	1:43.662	3.485	4.121	17.782	6.847	291.9	20:47	22:47:58.169
47	3	4:07.748	37.011	1:39.531	1:51.206	3.485	4.087	18.286	8.262	231.3	20:52	22:52:05.917
48	3	3:41.831	34.860	1:26.626	1:40.345	3.526	4.089	17.043	5.940	294.3	20:55	22:55:47.748
49	3	3:41.648	34.903	1:26.429	1:40.316	3.551	4.102	16.805	6.161	295.9	20:59	22:59:29.396
50	3	3:41.458	34.651	1:26.577	1:40.230	3.585	4.108	16.851	6.006	293.5	21:03	23:03:10.854
51	1	1:04:31.528	40.720	2:15.778	...	3.425	4.111	18.968	6.391	164.1	22:07	24:07:42.382
52	1	3:46.710	36.989	1:29.042	1:40.679	3.471	4.076	17.374	6.032	295.1	22:11	24:11:29.092
53	1	3:54.111B	34.734	1:28.665	1:50.712		4.091	18.060		297.5	22:15	24:15:23.203
54	2	6:09.278B	2:08.054	1:37.736	2:23.488			25.162		294.3	22:21	24:21:32.481
55	2	24:11.606	...	1:31.934	1:50.046	3.788		22.887	6.773	275.5	22:45	24:45:44.087
56	2	4:02.136B	35.681	1:30.113	1:56.342		4.187	19.794		293.5	22:49	24:49:46.223
57	3	6:30.458	3:12.847	1:29.901	1:47.710	3.656		19.384	7.345	293.5	22:56	24:56:16.681
58	3	3:57.019B	35.644	1:30.054	1:51.321		4.130	17.881		296.7	23:00	25:00:13.700
59	1	5:21.839	2:09.183	1:28.275	1:44.381	3.462		18.436	6.253	293.5	23:05	25:05:35.539
60	1	3:54.756B	34.963	1:27.701	1:52.092		4.069	19.130		295.9	23:09	25:09:30.295
61	2	5:30.047B	2:05.270	1:29.450	1:55.327			19.007		296.7	23:15	25:15:00.342

33

Level 5 Motorsports

Scott Tucker

Christophe Bouchut

Joao Barbosa

Lois Croop-Harris Performance Development

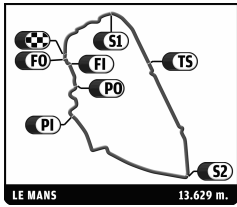
LM P2

1	2	1:25:36.604	...	1:41.273	1:55.805	3.743		23.655	7.554	175.9	23:25	1:25:36.604
2	2	3:56.914	36.901	1:31.316	1:48.697	3.611	4.249	20.383	6.402	289.5	23:29	1:29:33.518
3	2	3:54.237	37.132	1:30.953	1:46.152	3.581	4.195	19.549	6.394	290.3	23:33	1:33:27.755
4	2	3:52.082	36.072	1:30.328	1:45.682	3.588	4.195	19.170	6.468	289.5	23:37	1:37:19.837
5	2	4:02.799B	35.841	1:30.653	1:56.305		4.195	20.630		288.0	23:41	1:41:22.636
6	2	7:26.849	3:56.399	1:32.333	1:58.117	3.578		22.916	7.054	289.5	23:48	1:48:49.485
7	2	3:51.149	35.927	1:29.878	1:45.344	3.454	4.178	19.203	6.207	289.5	23:52	1:52:40.634
8	2	3:52.000	35.162	1:29.524	1:47.314	3.558	4.128	21.214	6.275	288.0	23:56	1:56:32.634





# 24 HEURES DU MANS 2011



## 24 HEURES DU MANS

ILMC  
Qualifying

### Sector Analysis

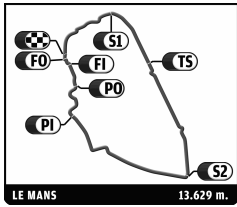
Lap	D	Time	Sector 1	Sector 2	Sector 3	T6	T7	Porsche	Ford	T. Spd	Hour	Elapsed
9	2	4:10.091 <b>B</b>	<b>35.132</b>	1:29.585	2:05.374		4.171	23.704		287.2	00:00	2:00:42.725
10	1	19:25:44.14 <b>B</b>	...	1:35.647	2:04.148			23.360		285.0	19:26	21:26:26.872
11	1	8:12.333	4:45.799	1:32.785	1:53.749	3.921		21.953	7.617	285.0	19:34	21:34:39.205
12	1	4:02.435	38.388	1:32.371	1:51.676	3.861	4.321	21.427	7.178	288.0	19:38	21:38:41.640
13	1	4:01.937	37.660	1:31.637	1:52.640	3.867	4.306	21.680	7.539	288.0	19:42	21:42:43.577
14	1	4:02.935	38.677	1:32.754	1:51.504	3.919	4.312	21.193	7.427	284.2	19:46	21:46:46.512
15	1	4:00.529	37.556	1:31.644	1:51.329	3.877	4.337	21.344	7.135	288.0	19:50	21:50:47.041
16	1	4:02.254	37.749	1:32.540	1:51.965	3.872	4.305	21.786	7.219	283.5	19:54	21:54:49.295
17	1	4:00.209	37.225	1:31.894	1:51.090	3.935	4.335	21.536	6.992	285.0	19:58	21:58:49.504
18	1	4:01.880	37.446	1:32.995	1:51.439	3.859	4.363	21.305	6.978	283.5	20:02	22:02:51.384
19	1	4:03.153	38.143	1:32.295	1:52.715	3.857	4.327	22.154	7.026	283.5	20:06	22:06:54.537
20	1	4:01.376	37.054	1:31.968	1:52.354	3.871	4.313	22.124	7.177	288.0	20:10	22:10:55.913
21	1	3:57.072	36.702	1:31.091	1:49.279	3.798	4.281	20.711	6.964	286.5	20:14	22:14:52.985
22	1	1:50:57.201	36.845	1:36.494	...	3.801	4.284	23.119	7.808	285.7	22:05	24:05:50.186
23	1	4:05.391	38.686	1:33.048	1:53.657	3.772	4.282	22.450	7.710	287.2	22:09	24:09:55.577
24	1	4:14.408 <b>B</b>	37.718	1:32.884	2:03.806		4.261	23.143		287.2	22:14	24:14:09.985
25	3	9:14.422 <b>B</b>	5:09.196	1:43.760	2:21.466			23.944		225.5	22:23	24:23:24.407
26	3	22:26.442	...	1:35.101	1:55.466	3.664		24.444	7.035	260.9	22:45	24:45:50.849
27	3	4:01.534	36.869	1:31.378	1:53.287	3.595	4.218	23.376	6.847	287.2	22:49	24:49:52.383
28	3	3:53.768	36.171	1:30.268	1:47.329	3.555	4.196	19.761	6.493	288.8	22:53	24:53:46.151
29	3	3:55.325	36.365	1:31.591	1:47.369	3.568	4.183	19.909	6.416	289.5	22:57	24:57:41.476
30	3	3:53.063	35.837	1:29.808	1:47.418	3.572	4.190	19.522	7.028	288.8	23:01	25:01:34.539
31	3	4:00.077 <b>B</b>	35.962	1:29.943	1:54.172		4.185	19.303		288.0	23:05	25:05:34.616
32	3	13:01.183 <b>B</b>	9:24.332	1:38.045	1:58.806			20.656		247.1	23:18	25:18:35.799
33	3	5:11.983	1:48.697	1:31.741	1:51.545	3.698		22.491	6.777	286.5	23:23	25:23:47.782
34	3	3:53.290	36.415	1:30.316	1:46.559	3.570	4.248	19.177	6.661	285.7	23:27	25:27:41.072
35	3	3:50.177	35.718	1:29.672	1:44.787	3.608	4.204	18.468	6.066	286.5	23:31	25:31:31.249
36	3	4:08.733 <b>B</b>	35.449	1:31.612	2:01.672		4.213	23.536		258.4	23:35	25:35:39.982
37	2	6:15.948	2:54.310	1:32.884	1:48.754	3.595		20.400	6.739	285.0	23:41	25:41:55.930
38	2	3:50.507	35.688	1:29.969	1:44.850	3.484	4.204	18.924	6.100	285.7	23:45	25:45:46.437
39	2	<b>3:48.863</b>	35.340	1:29.271	<b>1:44.252</b>	3.683	4.164	18.549	6.183	287.2	23:49	25:49:35.300
40	2	3:51.612	35.560	<b>1:29.254</b>	1:46.798	3.575	4.219	20.491	6.218	289.5	23:53	25:53:26.912
41	2	3:53.478	35.621	1:29.771	1:48.086	3.570	4.188	20.594	6.575	288.8	23:57	25:57:20.390
42	2	3:50.341	35.675	1:29.578	1:45.088	3.576	4.188	19.152	6.136	285.7	00:01	26:01:10.731

<b>35</b>	<b>Oak Racing</b>											Oak Pescarolo-Judd BMW
	Andrea Barlesi	Patrice Lafargue										LM P2
	Frédéric Da Rocha											

1	2	4:50.116 <b>B</b>	1:09.205	1:34.275	2:06.636			22.875		294.3	22:04	4:50.116
2	2	6:17.694	2:49.007	1:33.130	1:55.557	3.976		22.060	8.324	295.9	22:11	11:07.810
3	2	4:19.088 <b>B</b>	39.068	1:34.221	2:05.799		4.280	24.384		294.3	22:15	15:26.898
4	1	12:05.339	8:40.217	1:33.048	1:52.074	3.835		21.435	7.330	293.5	22:27	27:32.237
5	1	4:20.215 <b>B</b>	36.967	1:31.233	2:12.015		4.260	27.956		296.7	22:31	31:52.452
6	1	6:36.350 <b>B</b>	3:03.846	1:33.279	1:59.225			21.066		295.9	22:38	38:28.802
7	3	6:39.650	3:05.752	1:36.616	1:57.282	3.964		23.503	7.663	242.7	22:45	45:08.452
8	3	4:10.528	38.890	1:34.371	1:57.267	3.880	4.297	23.557	8.457	296.7	22:49	49:18.980
9	3	4:19.936 <b>B</b>	39.627	1:33.694	2:06.615		4.244	22.733		295.9	22:53	53:38.916
10	3	14:03.623	...	1:35.177	1:54.695	3.866		22.523	7.376	291.9	23:07	1:07:42.539
11	3	4:07.796	38.108	1:33.508	1:56.180	3.884	4.270	23.238	7.319	296.7	23:11	1:11:50.335
12	3	4:04.836	38.226	1:33.379	1:53.231	3.804	4.260	22.180	7.690	297.5	23:15	1:15:55.171
13	3	4:02.631	37.411	1:32.708	1:52.512	3.713	4.234	21.660	7.224	238.9	23:19	1:19:57.802
14	3	4:02.068	37.422	1:32.071	1:52.575	3.848	4.209	21.663	7.142	297.5	23:23	1:23:59.870
15	3	4:02.982	37.674	1:34.330	1:50.978	3.876	4.248	21.695	6.889	295.9	23:28	1:28:02.852
16	3	4:00.772	37.535	1:32.697	1:50.540	3.725	4.251	20.656	7.132	291.1	23:32	1:32:03.624
17	3	4:21.843 <b>B</b>	39.378	1:33.690	2:08.775		4.196	21.992		284.2	23:36	1:36:25.467
18	1	6:56.956	3:33.012	1:32.166	1:51.778	3.850		21.879	7.064	299.2	23:43	1:43:22.423
19	1	3:57.453	36.965	1:31.150	1:49.338	3.933	4.246	20.442	6.997	295.1	23:47	1:47:19.876
20	1	4:01.293	36.592	1:29.850	1:54.851	3.802	4.266	25.822	6.900	296.7	23:51	1:51:21.169



# 24 HEURES DU MANS 2011



## 24 HEURES DU MANS

ILMC  
Qualifying

### Sector Analysis

■ Personal Best ■ Session Best B Crossing the finish line in pit lane

Lap	D	Time	Sector 1	Sector 2	Sector 3	T6	T7	Porsche	Ford	T. Spd	Hour	Elapsed
21	1	4:02.568	37.862	1:31.569	1:53.137	3.799	4.207	23.802	7.029	293.5	23:55	1:55:23.737
22	1	4:39.616B	37.911	1:31.877	2:29.828		4.213	28.885		289.5	00:00	2:00:03.353
23	2	19:05:08.04	...	1:39.367	1:55.369	3.939		22.059	7.639	257.1	19:05	21:05:11.401
24	2	4:02.848	38.499	1:32.706	1:51.643	4.059	4.281	21.508	7.683	294.3	19:09	21:09:14.249
25	2	4:02.940	38.332	1:31.473	1:53.135	3.963	4.297	22.515	7.962	294.3	19:13	21:13:17.189
26	2	4:01.969	38.164	1:32.423	1:51.382	3.956	4.279	21.419	7.709	294.3	19:17	21:17:19.158
27	2	4:14.238B	38.520	1:34.991	2:00.727		4.264	21.307		293.5	19:21	21:21:33.396
28	2	8:19.008	4:54.221	1:32.818	1:51.969	3.987		21.357	7.658	289.5	19:29	21:29:52.404
29	2	4:01.405	38.205	1:31.444	1:51.756	4.097	4.290	21.355	7.654	291.9	19:33	21:33:53.809
30	2	4:01.400	38.265	1:31.816	1:51.319	3.895	4.296	21.224	7.747	292.7	19:37	21:37:55.209
31	2	4:17.426B	39.949	1:33.357	2:04.120		4.248	22.440		294.3	19:42	21:42:12.635
32	1	8:26.110	5:03.733	1:33.392	1:48.985	3.665		20.688	6.678	291.1	19:50	21:50:38.745
33	1	4:13.697B	35.943	1:30.826	2:06.928		4.200	22.700		294.3	19:54	21:54:52.442
34	1	6:11.083	2:55.689	1:29.434	1:45.960	3.652		19.476	6.432	297.5	20:01	22:01:03.525
35	1	3:49.840	35.869	1:28.757	1:45.214	3.696	4.187	18.985	6.467	299.2	20:04	22:04:53.365
36	1	3:48.665	36.150	1:28.607	1:43.908	3.289	4.189	18.814	5.894	298.3	20:08	22:08:42.030
37	1	3:51.353	35.600	1:28.309	1:47.444	3.719	4.043	19.455	6.570	297.5	20:12	22:12:33.383
38	1	4:02.079B	36.385	1:28.967	1:56.727		4.199	21.309		295.9	20:16	22:16:35.462
39	3	7:34.994	4:12.718	1:31.371	1:50.905	3.634		22.156	6.937	295.1	20:24	22:24:10.456
40	3	3:55.447	36.641	1:29.787	1:49.019	3.716	4.164	21.308	6.647	295.9	20:28	22:28:05.903
41	3	3:56.510	37.967	1:29.663	1:48.880	3.597	4.194	20.987	6.716	297.5	20:32	22:32:02.413
42	3	3:54.175	36.584	1:29.397	1:48.194	3.653	4.145	20.999	6.699	295.9	20:35	22:35:56.588
43	3	4:07.715B	36.789	1:31.638	1:59.288		4.162	21.297		296.7	20:40	22:40:04.303
44	3	6:51.975	3:31.911	1:30.837	1:49.227	3.662		20.929	7.301	293.5	20:46	22:46:56.278
45	3	4:09.882B	37.369	1:31.478	2:01.035		4.167	23.196		297.5	20:51	22:51:06.160
46	3	6:03.121	2:44.629	1:29.876	1:48.616	3.773		20.777	6.740	295.1	20:57	22:57:09.281
47	3	3:56.366	37.793	1:30.393	1:48.180	3.641	4.199	20.664	6.824	295.9	21:01	23:01:05.647
48	2	1:04:04.181	38.317	1:31.094	...	3.950	4.157	22.070	8.188	293.5	22:05	24:05:09.828
49	2	4:04.993	38.575	1:32.271	1:54.147	3.946	4.282	22.028	8.067	293.5	22:09	24:09:14.821
50	2	4:14.851B	38.551	1:32.461	2:03.839		4.274	22.061		295.1	22:13	24:13:29.672
51	2	5:41.440	2:13.218	1:32.944	1:55.278	4.405		21.846	8.391	291.9	22:19	24:19:11.112
52	2	5:03.394B	48.062	1:44.466	2:30.866		5.313	31.432		251.7	22:24	24:24:14.506
53	1	20:04.679	...	1:32.377	1:52.603	3.864		22.859	6.951	290.3	22:44	24:44:19.185
54	1	3:55.848	36.724	1:31.927	1:47.197	3.792	4.260	20.050	6.485	226.9	22:48	24:48:15.033
55	1	3:53.731	36.591	1:29.836	1:47.304	3.800	4.233	19.806	6.676	296.7	22:52	24:52:08.764
56	1	3:55.098	36.223	1:29.464	1:49.411	3.672	4.232	20.893	6.989	296.7	22:56	24:56:03.862
57	1	4:02.224B	36.817	1:28.951	1:56.456		4.169	20.100		295.1	23:00	25:00:06.086
58	1	6:28.557	3:10.702	1:29.910	1:47.945	3.818		19.426	6.657	295.1	23:06	25:06:34.643
59	1	3:53.008	36.109	1:29.426	1:47.473	3.826	4.251	20.210	6.574	294.3	23:10	25:10:27.651
60	1	4:15.807B	36.450	1:31.732	2:07.625		4.244	25.228		297.5	23:14	25:14:43.458
61	1	6:23.516	3:05.534	1:30.454	1:47.528	3.768		19.848	6.724	293.5	23:21	25:21:06.974
62	1	3:53.139	35.990	1:29.063	1:48.086	3.730	4.233	20.496	6.601	293.5	23:25	25:25:00.113
63	1	4:02.386B	36.104	1:29.951	1:56.331		4.215	20.157		297.5	23:29	25:29:02.499
64	3	9:17.493B	2:19.910	4:37.076	2:20.507			26.171		292.7	23:38	25:38:19.992

36

RML  
Tommy Erdos  
Mike Newton

Ben Collins

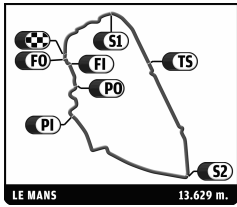
Honda Performance Development Asa OI D

LM P2

1	1	5:29.106	2:09.721	1:33.141	1:46.244	3.580		19.297	6.454	255.9	22:05	5:29.106
2	1	3:47.804	35.704	1:28.812	1:43.288	3.566	4.191	18.405	6.294	295.9	22:09	9:16.910
3	1	3:47.308	35.370	1:28.326	1:43.612	3.552	4.189	18.567	6.291	295.9	22:13	13:04.218
4	1	3:47.740	35.444	1:28.031	1:44.265	3.575	4.179	19.016	6.402	300.0	22:16	16:51.958
5	1	4:09.276B	38.205	1:31.699	1:59.372		4.179	22.240		292.7	22:21	21:01.234
6	2	9:20.828	5:42.476	1:36.447	2:01.905	4.245		24.602	9.414	276.9	22:30	30:22.062
7	2	4:13.337	42.112	1:33.938	1:57.287	3.985	4.413	23.410	8.366	290.3	22:34	34:35.399
8	2	4:10.494	40.292	1:34.163	1:56.039	3.889	4.363	22.722	7.838	292.7	22:38	38:45.893
9	2	4:08.293	39.037	1:34.157	1:55.099	3.998	4.311	22.358	7.483	289.5	22:42	42:54.186
10	2	4:24.158B	40.400	1:35.146	2:08.612		4.350	22.923		287.2	22:47	47:18.344



# 24 HEURES DU MANS 2011



## 24 HEURES DU MANS

ILMC  
Qualifying

### Sector Analysis

■ Personal Best ■ Session Best B Crossing the finish line in pit lane

Lap	D	Time	Sector 1	Sector 2	Sector 3	T6	T7	Porsche	Ford	T. Spd	Hour	Elapsed
11	3	8:26.755B	4:28.320	1:35.633	2:22.802			27.689		236.3	22:55	55:45.099
12	3	10:16.766	6:52.856	1:32.642	1:51.268	3.652		21.170	6.787	291.1	23:06	1:06:01.865
13	3	3:55.927	36.969	1:30.960	1:47.998	3.621	4.234	20.458	6.452	295.9	23:09	1:09:57.792
14	3	3:55.858	36.162	1:29.987	1:49.709	3.530	4.222	22.153	6.490	295.1	23:13	1:13:53.650
15	3	3:52.364	35.927	1:30.634	1:45.803	3.588	4.171	19.536	6.394	282.0	23:17	1:17:46.014
16	3	3:51.159	35.948	1:29.844	1:45.367	3.558	4.189	19.237	6.187	293.5	23:21	1:21:37.173
17	3	4:09.256B	35.533	1:30.617	2:03.106		4.187	23.558		294.3	23:25	1:25:46.429
18	1	9:30.143	6:11.352	1:32.008	1:46.783	3.601		19.758	6.636	291.9	23:35	1:35:16.572
19	1	3:57.514	37.224	1:31.029	1:49.261	3.633	4.212	21.227	6.788	295.9	23:39	1:39:14.086
20	1	3:54.979	37.593	1:30.408	1:46.978	3.682	4.204	20.444	6.727	252.9	23:43	1:43:09.065
21	1	3:50.565	36.378	1:29.487	1:44.700	3.536	4.205	18.948	6.405	292.7	23:46	1:46:59.630
22	1	3:55.081	35.743	1:28.866	1:50.472	3.609	4.188	23.885	6.560	293.5	23:50	1:50:54.711
23	1	3:54.750	35.990	1:29.505	1:49.255	3.599	4.194	22.743	6.593	291.9	23:54	1:54:49.461
24	1	3:49.906	35.721	1:28.731	1:45.454	3.578	4.195	19.560	6.392	295.1	23:58	1:58:39.367
25	1	5:06.264B	41.905	1:50.667	2:33.692		4.183	29.885		200.4	00:03	2:03:45.631
26	1	19:02:06.02	...	1:33.376	1:48.420	3.585		20.271	6.557	244.9	19:05	21:05:51.657
27	1	3:49.901	36.586	1:29.377	1:43.938	3.624	4.205	18.717	6.339	297.5	19:09	21:09:41.558
28	1	3:51.926	36.665	1:29.385	1:45.876	3.538	4.207	20.481	6.278	296.7	19:13	21:13:33.484
29	1	3:49.517	35.794	1:28.455	1:45.268	3.593	4.188	19.941	6.420	299.2	19:17	21:17:23.001
30	1	4:00.027B	36.596	1:31.148	1:52.283		4.194	19.104		286.5	19:21	21:21:23.028
31	1	7:08.077	3:51.211	1:31.720	1:45.146	3.577		19.069	6.350	289.5	19:28	21:28:31.105
32	1	3:51.346	37.166	1:30.092	1:44.088	3.515	4.246	18.414	6.280	288.8	19:32	21:32:22.451
33	1	3:49.163	35.606	1:28.635	1:44.922	3.676	4.221	18.582	6.955	293.5	19:36	21:36:11.614
34	1	3:49.297	35.642	1:28.714	1:44.941	3.614	4.248	18.463	6.519	295.9	19:40	21:40:00.911
35	1	3:57.146B	35.674	1:29.608	1:51.864		4.222	18.734		291.1	19:43	21:43:58.057
36	2	19:10.575	...	1:34.741	1:50.431	3.706		21.159	7.365	257.1	20:03	22:03:08.632
37	2	4:02.897	37.634	1:32.120	1:53.143	3.855	4.286	23.309	7.230	288.8	20:07	22:07:11.529
38	2	3:59.439	37.581	1:31.946	1:49.912	3.716	4.327	20.716	7.125	290.3	20:11	22:11:10.968
39	2	4:20.438B	39.386	1:34.424	2:06.628		4.278	24.466		288.0	20:15	22:15:31.406
40	2	10:04.276	6:38.455	1:33.506	1:52.315	3.832		21.950	7.035	279.8	20:25	22:25:35.682
41	2	4:00.787	37.581	1:31.091	1:52.115	3.786	4.298	21.693	7.401	294.3	20:29	22:29:36.469
42	2	3:55.368	36.774	1:30.854	1:47.740	3.700	4.274	20.141	7.025	293.5	20:33	22:33:31.837
43	2	4:19.206B	39.279	1:32.789	2:07.138		4.257	24.148		292.7	20:37	22:37:51.043
44	3	6:52.109	3:32.674	1:32.072	1:47.363	3.500		19.811	6.491	285.7	20:44	22:44:43.152
45	3	3:54.843	36.089	1:30.637	1:48.117	3.470	4.207	20.178	7.041	292.7	20:48	22:48:37.995
46	3	3:55.390	36.415	1:30.621	1:48.354	3.723	4.182	19.102	8.350	295.9	20:52	22:52:33.385
47	3	3:51.639	35.788	1:29.542	1:46.309	3.537	4.273	19.010	6.937	292.7	20:56	22:56:25.024
48	3	3:48.765	35.543	1:28.617	1:44.605	3.613	4.191	18.768	6.205	292.7	21:00	23:00:13.789
49	1	1:04:40.432	37.205	1:30.101	...	3.584	4.214	21.693	6.813	291.9	22:04	24:04:54.221
50	1	3:50.627	36.262	1:29.305	1:45.060	3.803	4.214	19.256	6.732	294.3	22:08	24:08:44.848
51	1	3:51.099	36.433	1:29.974	1:44.692	3.545	4.274	18.932	6.483	296.7	22:12	24:12:35.947
52	1	3:48.324	35.807	1:28.364	1:44.153	3.582	4.191	18.907	6.284	295.1	22:16	24:16:24.271
53	1	4:18.558B	36.317	1:30.900	2:11.341		4.217	27.339		295.1	22:20	24:20:42.829
54	1	25:01.056B	...	1:39.160	2:12.763			27.789		210.5	22:45	24:45:43.885
55	1	11:02.886B	7:21.285	1:34.864	2:06.737			23.379		241.1	22:56	24:56:46.771

39

Pecom Racing  
Luis Perez-Companc  
Matias Russo

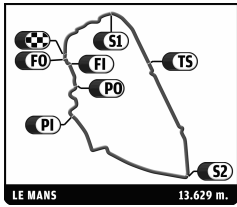
Pierre Kaffer

Lola B11/40-Judd Bmw  
LM P2

1	3	4:52.715	1:28.264	1:33.819	1:50.632	3.519		20.644	6.368	271.4	22:04	4:52.715
2	3	3:49.473	36.319	1:28.474	1:44.680	3.475	4.142	18.896	6.223	296.7	22:08	8:42.188
3	3	3:48.560	35.667	1:28.068	1:44.825	3.506	4.107	19.642	6.481	295.9	22:12	12:30.748
4	3	3:55.984	37.179	1:29.970	1:48.835	3.506	4.131	19.116	6.500	293.5	22:16	16:26.732
5	3	10:33.583	35.252	1:29.033	8:29.298	3.505	4.116	20.475	6.324	294.3	22:27	27:00.315
6	3	3:49.825	35.723	1:29.742	1:44.360	3.476	4.138	18.901	6.531	292.7	22:30	30:50.140
7	3	3:45.997	34.926	1:27.939	1:43.132	3.522	4.132	18.832	6.216	295.9	22:34	34:36.137
8	3	3:47.150	35.622	1:27.820	1:43.708	3.442	4.126	19.195	6.161	295.9	22:38	38:23.287
9	3	3:51.972	35.036	1:30.045	1:46.891	3.460	4.109	20.581	6.215	296.7	22:42	42:15.259



# 24 HEURES DU MANS 2011



## 24 HEURES DU MANS

ILMC  
Qualifying

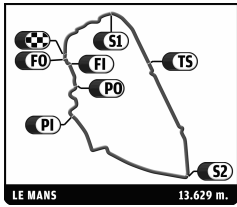
### Sector Analysis

■ Personal Best ■ Session Best B Crossing the finish line in pit lane

Lap	D	Time	Sector 1	Sector 2	Sector 3	T6	T7	Porsche	Ford	T. Spd	Hour	Elapsed
10	3	4:03.354B	35.253	1:28.207	1:59.894		4.111	22.668		294.3	22:46	46:18.613
11	1	9:30.822B	5:32.552	1:36.669	2:21.601			28.420		282.0	22:55	55:49.435
12	1	14:25.733	...	1:32.353	1:50.459	3.630		21.231	7.141	288.0	23:10	1:10:15.168
13	1	3:56.757	37.198	1:31.378	1:48.181	3.582	4.206	20.584	6.807	292.7	23:14	1:14:11.925
14	1	3:55.479	36.690	1:30.553	1:48.236	3.629	4.176	20.587	6.832	291.9	23:18	1:18:07.404
15	1	5:14.505B	39.651	2:02.876	2:31.978		4.351	29.628		196.4	23:23	1:23:21.909
16	2	20:29.937	...	1:38.397	1:52.101	3.549		20.577	6.525	217.3	23:43	1:43:51.846
17	2	3:57.561	35.990	1:30.443	1:51.128	3.533	4.148	22.623	6.466	292.7	23:47	1:47:49.407
18	2	3:53.963	35.994	1:30.241	1:47.728	3.511	4.132	21.831	6.285	290.3	23:51	1:51:43.370
19	2	3:51.539	35.607	1:29.386	1:46.546	4.573	4.125	19.564	6.507	292.7	23:55	1:55:34.909
20	2	3:54.716	36.115	1:29.278	1:49.323	3.953	4.405	21.947	6.790	294.3	23:59	1:59:29.625
21	2	4:28.027B	41.481	1:36.296	2:10.250		4.277	23.187		265.4	00:03	2:03:57.652
22	3	19:00:28.99	...	1:37.067	1:49.666	3.614		21.623	6.472	235.3	19:04	21:04:26.642
23	3	3:45.841	35.307	1:27.781	1:42.753	3.460	4.175	18.773	6.034	297.5	19:08	21:08:12.483
24	3	3:45.952	35.211	1:27.664	1:43.077	3.533	4.130	19.150	6.152	293.5	19:11	21:11:58.435
25	3	4:06.065B	35.849	1:27.920	2:02.296		4.138	21.903		295.1	19:16	21:16:04.500
26	3	11:09.759B	6:03.811	2:27.001	2:38.947			24.800		153.6	19:27	21:27:14.259
27	3	10:07.148	6:50.423	1:30.237	1:46.488	3.477		19.365	6.174	291.1	19:37	21:37:21.407
28	3	3:45.538	35.447	1:26.837	1:43.254	3.460	4.139	19.210	6.123	296.7	19:41	21:41:06.945
29	3	3:47.497	34.902	1:27.011	1:45.584	3.495	4.102	20.292	6.278	297.5	19:44	21:44:54.442
30	3	3:45.665	35.281	1:27.360	1:43.024	3.474	4.095	19.033	6.101	296.7	19:48	21:48:40.107
31	3	3:56.088B	37.379	1:28.360	1:50.349		4.097	18.176		291.9	19:52	21:52:36.195
32	1	5:53.073	2:35.618	1:30.182	1:47.273	3.781		19.972	6.955	291.9	19:58	21:58:29.268
33	1	3:53.276	36.652	1:30.081	1:46.543	3.575	4.252	19.712	6.783	288.8	20:02	22:02:22.544
34	1	3:52.800	36.673	1:29.651	1:46.476	3.594	4.168	19.715	6.838	291.9	20:06	22:06:15.344
35	1	3:53.279	36.602	1:30.052	1:46.625	3.579	4.166	19.552	6.768	294.3	20:10	22:10:08.623
36	1	3:53.637	36.448	1:30.209	1:46.980	3.702	4.177	19.837	6.846	295.1	20:14	22:14:02.260
37	1	3:52.349	36.513	1:29.523	1:46.313	3.655	4.221	19.361	6.809	293.5	20:17	22:17:54.609
38	1	3:53.975	38.790	1:29.854	1:45.331	3.525	4.176	19.109	6.789	291.9	20:21	22:21:48.584
39	1	3:51.304	36.866	1:28.854	1:45.584	3.566	4.123	19.223	6.649	295.1	20:25	22:25:39.888
40	1	3:54.636	37.120	1:28.997	1:48.519	3.553	4.137	20.447	6.780	294.3	20:29	22:29:34.524
41	1	3:50.070	36.355	1:28.841	1:44.874	3.512	4.137	19.204	6.667	294.3	20:33	22:33:24.594
42	1	4:53.650B	36.951	2:14.897	2:01.802		4.120	21.324		295.1	20:38	22:38:18.244
43	3	8:11.505	4:54.429	1:29.087	1:47.989	3.612		18.951	9.719	289.5	20:46	22:46:29.749
44	3	3:45.700	35.323	1:27.843	1:42.534	3.489	4.150	17.812	6.627	295.9	20:50	22:50:15.449
45	3	3:43.521	34.941	1:27.576	1:41.004	3.450	4.125	17.741	6.099	292.7	20:53	22:53:58.970
46	3	3:43.223	34.845	1:27.165	1:41.213	3.437	4.110	17.686	5.973	292.7	20:57	22:57:42.193
47	3	3:44.571	35.163	1:26.833	1:42.575	3.463	4.098	18.446	6.187	296.7	21:01	23:01:26.764
48	2	1:04:39.280	35.363	1:27.977	...	3.540	4.095	19.003	6.509	298.3	22:06	24:06:06.044
49	2	3:47.645	35.676	1:28.149	1:43.820	3.525	4.155	18.757	6.343	292.7	22:09	24:09:53.689
50	2	3:51.562	35.442	1:28.031	1:48.089	3.821	4.139	20.225	8.217	294.3	22:13	24:13:45.251
51	2	4:00.014B	36.351	1:28.747	1:54.916		4.220	19.420		294.3	22:17	24:17:45.265
52	2	28:16.948B	...	1:32.517	2:05.780			25.915		278.4	22:46	24:46:02.213
53	2	11:11.397	7:56.980	1:30.752	1:43.665	3.443		18.631	6.354	288.8	22:57	24:57:13.610
54	2	3:45.453	35.240	1:27.831	1:42.382	3.453	4.108	18.282	6.097	295.1	23:00	25:00:59.063
55	2	3:52.090	36.927	1:29.339	1:45.824	3.537	4.100	20.057	6.609	292.7	23:04	25:04:51.153
56	2	3:45.879	35.106	1:27.968	1:42.805	3.531	4.130	18.277	6.107	292.7	23:08	25:08:37.032
57	2	4:03.456B	36.277	1:30.687	1:56.492		4.125	20.197		297.5	23:12	25:12:40.488
58	1	7:00.919	3:38.216	1:31.816	1:50.887	4.054		20.102	8.207	293.5	23:19	25:19:41.407
59	1	3:54.604	37.220	1:29.935	1:47.449	3.570	4.312	19.721	6.702	291.1	23:23	25:23:36.011
60	1	3:54.163	36.615	1:29.626	1:47.922	3.623	4.163	19.699	6.831	292.7	23:27	25:27:30.174
61	1	4:12.033B	37.928	1:31.470	2:02.635		4.165	22.852		290.3	23:31	25:31:42.207
62	1	7:33.461	4:14.699	1:29.971	1:48.791	3.549		19.882	6.859	289.5	23:39	25:39:15.668
63	1	3:53.881	36.721	1:29.835	1:47.325	3.614	4.146	19.735	6.999	291.9	23:43	25:43:09.549
64	1	3:53.544	36.738	1:29.802	1:47.004	3.575	4.161	19.663	6.971	292.7	23:47	25:47:03.093
65	1	4:06.747B	36.985	1:31.361	1:58.401		4.137	20.192		294.3	23:51	25:51:09.840



# 24 HEURES DU MANS 2011



## 24 HEURES DU MANS

ILMC  
Qualifying

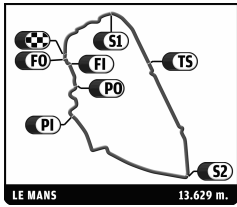
### Sector Analysis

■ Personal Best ■ Session Best B Crossing the finish line in pit lane

Lap	D	Time	Sector 1	Sector 2	Sector 3	T6	T7	Porsche	Ford	T. Spd	Hour	Elapsed	
<b>40</b>	<b>Race Performance</b>												
	Michel Frey		Marc Rostan										Oreca 03-Judd BMW
	Ralph Meichtry												LM P2
1	3	8:37.891	5:16.493	1:33.155	1:48.243	3.646		20.208	6.878	288.8	22:08	8:37.891	
2	3	3:52.723	37.019	1:29.125	1:46.579	3.696	4.139	19.848	6.536	295.1	22:12	12:30.614	
3	3	3:52.404	37.060	1:29.234	1:46.110	3.661	4.152	19.753	6.596	294.3	22:16	16:23.018	
4	3	3:51.688	36.521	1:29.001	1:46.166	3.666	4.139	20.347	6.413	295.9	22:20	20:14.706	
5	3	3:50.333	36.095	1:28.519	1:45.719	3.620	4.137	19.950	6.501	294.3	22:24	24:05.039	
6	3	5:04.212 <b>B</b>	36.835	1:28.935	2:58.442		4.115	21.272		295.1	22:29	29:09.251	
7	1	7:54.390	4:35.688	1:31.310	1:47.392	3.556		19.673	6.613	291.9	22:37	37:03.641	
8	1	3:50.503	35.476	1:28.629	1:46.398	3.537	4.110	20.425	6.488	295.1	22:40	40:54.144	
9	1	3:49.581	35.797	1:28.907	1:44.877	3.570	4.105	18.695	6.208	295.1	22:44	44:43.725	
10	1	4:04.232 <b>B</b>	36.022	1:32.458	1:55.752		4.110	19.721		186.2	22:48	48:47.957	
11	2	15:23.325	...	1:30.168	1:46.269	3.577		19.224	6.808	293.5	23:04	1:04:11.282	
12	2	3:49.885	34.995	1:28.118	1:46.772	3.505	4.108	18.865	6.307	295.9	23:08	1:08:01.167	
13	2	4:17.840	35.293	1:39.843	2:02.704	3.549	4.086	19.041	6.512	297.5	23:12	1:12:19.007	
14	2	3:47.388	35.143	1:27.107	1:45.138	3.674	4.106	18.547	7.322	298.3	23:16	1:16:06.395	
15	2	3:59.461 <b>B</b>	35.631	1:28.447	1:55.383		4.129	19.083		296.7	23:20	1:20:05.856	
16	2	5:52.567	2:22.594	1:41.598	1:48.375	3.531		20.410	6.575	210.1	23:25	1:25:58.423	
17	2	3:54.372	37.385	1:30.475	1:46.512	3.501	4.087	19.103	6.428	295.1	23:29	1:29:52.795	
18	2	<b>3:44.294</b>	34.725	<b>1:26.704</b>	<b>1:42.865</b>	3.702	4.079	18.333	6.118	295.9	23:33	1:33:37.089	
19	2	4:02.910	34.916	1:33.389	1:54.605	3.707	4.139	20.366	6.454	298.3	23:37	1:37:39.999	
20	2	3:59.433 <b>B</b>	35.143	1:26.914	1:57.376		4.150	21.558		295.1	23:41	1:41:39.432	
21	2	14:26.468	...	1:33.535	1:51.863	3.554		23.612	7.151	282.7	23:56	1:56:05.900	
22	2	4:30.576 <b>B</b>	39.063	1:37.881	2:13.632		4.085	25.789	263.4	00:00	00:00	2:00:36.476	
23	1	19:47:20.84	...	1:35.711	...	3.538		19.230	6.707	262.1	19:47	21:47:57.318	
24	1	3:48.603	35.524	1:29.117	1:43.962	3.606	4.148	18.827	6.488	290.3	19:51	21:51:45.921	
25	3	2:19:11.329	39.279	1:30.063	...	3.645	4.158	20.876	7.185	293.5	22:10	24:10:57.250	
26	3	3:51.990	37.018	1:28.562	1:46.410	3.634	4.144	19.526	6.667	296.7	22:14	24:14:49.240	
27	3	4:03.227 <b>B</b>	36.363	1:28.362	1:58.502		4.141	19.817		294.3	22:18	24:18:52.467	
28	3	26:14.501 <b>B</b>	...	1:41.651	2:09.929			24.037		222.7	22:45	24:45:06.968	
29	1	7:04.281	3:41.800	1:35.591	1:46.890	3.554		19.333	6.431	295.1	22:52	24:52:11.249	
30	1	3:51.926	35.303	1:28.509	1:48.114	3.540	4.124	20.816	6.782	296.7	22:56	24:56:03.175	
31	1	3:46.780	35.123	1:27.755	1:43.902	3.576	4.123	18.662	6.144	297.5	22:59	24:59:49.955	
32	1	4:05.265 <b>B</b>	39.009	1:30.306	1:55.950		4.119	19.636		297.5	23:03	25:03:55.220	
33	2	17:42.096	...	1:34.450	1:52.345	3.503		19.171	7.454	294.3	23:21	25:21:37.316	
34	2	3:46.164	35.182	1:27.291	1:43.691	3.445	4.089	18.279	6.783	295.9	23:25	25:25:23.480	
35	2	3:47.578	34.950	1:27.476	1:45.152	3.532	4.068	18.805	6.773	295.9	23:29	25:29:11.058	
36	2	3:45.476	34.998	1:27.088	1:43.390	3.475	4.099	18.289	6.912	295.9	23:32	25:32:56.534	
37	2	4:23.424	37.286	1:54.332	1:51.806	3.414	4.055	19.674	6.415	155.6	23:37	25:37:19.958	
38	2	3:58.582 <b>B</b>	<b>34.714</b>	1:28.592	1:55.276		4.047	20.399		298.3	23:41	25:41:18.540	
39	2	11:43.750	8:29.466	1:30.444	1:43.840	3.453		18.328	6.554	291.1	23:53	25:53:02.290	
40	2	7:10.375 <b>B</b>	34.786	1:27.079	5:08.510		4.078	23.449		295.1	00:00	26:00:12.665	
<b>41</b>	<b>Greaves Motorsport</b>												
	Karim Ojeh		Thomas Kimber-Smith										Zytek Nissan
	Olivier Lombard												LM P2
1	3	6:47.835	3:28.759	1:31.338	1:47.738	3.555		19.223	6.776	289.5	22:06	6:47.835	
2	3	3:47.889	37.935	1:27.703	1:42.251	3.525	4.122	18.027	6.219	292.7	22:10	10:35.724	
3	3	3:43.814	34.897	1:27.217	<b>1:41.700</b>	3.567	4.117	17.803	6.110	295.9	22:14	14:19.538	
4	3	4:21.324 <b>B</b>	<b>34.626</b>	<b>1:26.643</b>	2:20.055		4.130	31.394		295.1	22:18	18:40.862	
5	2	49:25.869	...	1:34.380	1:54.004	3.565		20.883	7.027	280.5	23:08	1:08:06.731	
6	2	3:53.871	35.962	1:30.889	1:47.020	3.539	4.121	19.351	6.898	295.1	23:12	1:12:00.602	
7	2	3:55.504	36.265	1:29.509	1:49.730	3.566	4.108	19.705	8.089	294.3	23:15	1:15:56.106	
8	2	3:52.056	37.000	1:29.901	1:45.155	3.562	4.102	18.756	6.761	292.7	23:19	1:19:48.162	
9	2	4:05.028 <b>B</b>	35.986	1:29.127	1:59.915		4.109	20.055		294.3	23:23	1:23:53.190	
10	1	5:43.636	2:25.876	1:30.506	1:47.254	3.669		19.340	6.714	292.7	23:29	1:29:36.826	
11	1	3:51.964	36.474	1:29.059	1:46.431	3.742	4.172	19.472	6.431	295.9	23:33	1:33:28.790	



# 24 HEURES DU MANS 2011



## 24 HEURES DU MANS

ILMC  
Qualifying

### Sector Analysis

■ Personal Best ■ Session Best B Crossing the finish line in pit lane

Lap	D	Time	Sector 1	Sector 2	Sector 3	T6	T7	Porsche	Ford	T. Spd	Hour	Elapsed
12	1	4:00.296B	36.630	1:29.269	1:54.397		4.185	19.346		293.5	23:37	1:37:29.086
13	3	5:25.859	2:09.006	1:30.162	1:46.691	3.628		20.141	6.585	295.1	23:42	1:42:54.945
14	3	3:48.688	35.177	1:28.012	1:45.499	3.588	4.134	19.685	6.459	293.5	23:46	1:46:43.633
15	3	4:01.730B	35.473	1:28.719	1:57.538		4.115	23.316		292.7	23:50	1:50:45.363
16	2	5:37.659	2:24.322	1:28.845	1:44.492	3.451		19.578	6.492	295.1	23:56	1:56:23.022
17	2	4:07.813B	34.915	1:28.073	2:04.825		4.062	20.958		294.3	00:00	2:00:30.835
18	3	19:16:13.79B	...	1:29.797	2:10.591			24.716		289.5	19:16	21:16:44.634
19	3	27:34.699B	...	1:36.666	1:56.352			19.681		239.5	19:44	21:44:19.333
20	3	7:48.390	4:34.477	1:29.350	1:44.563	3.560		20.288	6.170	289.5	19:52	21:52:07.723
21	3	3:57.717	41.262	1:31.442	1:45.013	3.552	4.124	20.852	6.118	291.1	19:56	21:56:05.440
22	3	3:45.982	34.994	1:27.267	1:43.721	3.590	4.129	20.084	6.065	294.3	19:59	21:59:51.422
23	3	3:48.054	35.082	1:27.761	1:45.211	3.561	4.177	20.928	6.325	295.9	20:03	22:03:39.476
24	3	3:57.595B	35.493	1:27.201	1:54.901		4.108	22.891		294.3	20:07	22:07:37.071
25	1	10:42.943	7:25.871	1:31.295	1:45.777	3.754		19.048	6.608	289.5	20:18	22:18:20.014
26	1	3:50.972	36.012	1:29.453	1:45.507	3.651	4.205	18.660	6.575	292.7	20:22	22:22:10.986
27	1	3:58.485B	35.681	1:28.666	1:54.138		4.176	19.240		293.5	20:26	22:26:09.471
28	2	11:34.995	8:17.530	1:31.731	1:45.734	3.481		18.925	6.709	289.5	20:37	22:37:44.466
29	2	3:48.328	35.325	1:29.198	1:43.805	3.481	4.106	18.561	6.415	291.9	20:41	22:41:32.794
30	2	4:37.561	38.356	1:44.905	2:14.300	4.223	4.108	24.496	7.285	242.7	20:46	22:46:10.355
31	2	5:11.500B	42.034	2:00.797	2:28.669		4.928	24.563		197.4	20:51	22:51:21.855
32	3	1:28:22.008B	...	1:28.989	1:56.069			22.042		292.7	22:19	24:19:43.863
33	3	35:33.890	...	1:29.593	1:46.978	3.619		18.898	6.332	291.9	22:55	24:55:17.753
34	3	3:45.956	34.890	1:28.634	1:42.432	3.548	4.151	18.277	6.091	294.3	22:59	24:59:03.709
35	3	<b>3:43.802</b>	34.700	1:26.880	1:42.222	3.546	4.127	18.269	6.077	296.7	23:02	25:02:47.511
36	3	3:55.879B	34.767	1:27.149	1:53.963		4.112	19.076		295.9	23:06	25:06:43.390
37	2	6:33.850	3:18.092	1:30.057	1:45.701	3.500		19.216	6.667	291.1	23:13	25:13:17.240
38	2	3:50.001	35.639	1:29.419	1:44.943	3.495	4.111	18.797	6.571	295.9	23:17	25:17:07.241
39	2	3:49.306	35.421	1:29.432	1:44.453	3.507	4.103	18.622	6.616	291.9	23:20	25:20:56.547
40	2	3:47.774	35.644	1:28.649	1:43.481	3.511	4.106	18.082	6.598	292.7	23:24	25:24:44.321
41	2	3:48.073	35.980	1:28.974	1:43.119	3.549	4.103	18.058	6.525	292.7	23:28	25:28:32.394
42	2	3:57.658B	35.628	1:28.337	1:53.693		4.114	18.098		293.5	23:32	25:32:30.052
43	1	5:38.592	2:17.203	1:33.060	1:48.329	3.689		19.464	6.941	293.5	23:38	25:38:08.644
44	1	3:53.314	36.711	1:30.163	1:46.440	3.732	4.241	19.838	6.612	293.5	23:42	25:42:01.958
45	1	3:53.321	37.881	1:29.752	1:45.688	3.738	4.180	18.971	6.536	295.1	23:45	25:45:55.279
46	1	3:50.702	36.187	1:29.185	1:45.330	3.832	4.191	18.943	6.572	293.5	23:49	25:49:45.981
47	1	4:02.772B	36.747	1:28.706	1:57.319		4.213	21.914		296.7	23:53	25:53:48.753

42

**Strakka Racing**  
Nick Leventis  
Danny Watts

Jonny Kane

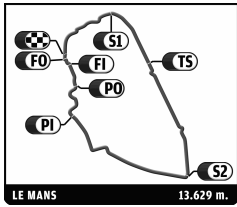
Honda Performance Development Aco 01 D

LM P2

1	2	4:12.854	56.227	1:31.142	1:45.485	3.440		19.633	6.267	281.2	22:04	4:12.854
2	2	3:51.446	38.036	1:29.025	1:44.385	3.476	4.115	19.010	6.206	293.5	22:08	8:04.300
3	2	4:27.684B	35.400	1:34.566	2:17.718		4.115	22.990		274.1	22:12	12:31.984
4	1	5:18.026	1:53.593	1:32.581	1:51.852	3.869		21.430	7.198	293.5	22:17	17:50.010
5	1	4:02.325	39.070	1:31.807	1:51.448	3.851	4.230	21.231	7.039	292.7	22:21	21:52.335
6	3	11:01.564	38.424	1:31.899	8:51.241	3.380	4.218	20.368	6.004	294.3	22:32	32:53.899
7	3	3:45.510	35.008	1:28.055	1:42.447	3.388	4.095	18.034	5.844	298.3	22:36	36:39.409
8	3	3:43.451	34.721	1:26.769	1:41.961	3.344	4.105	19.011	5.719	295.9	22:40	40:22.860
9	3	<b>3:42.615</b>	<b>34.422</b>	<b>1:26.325</b>	<b>1:41.868</b>	3.399	4.073	18.481	5.844	296.7	22:44	44:05.475
10	3	4:34.901B	37.622	1:48.654	2:08.625		4.094	21.312		197.1	22:48	48:40.376
11	2	15:50.420	...	1:32.586	1:48.034	3.624		20.000	6.382	282.0	23:04	1:04:30.796
12	2	3:53.241	36.197	1:28.681	1:48.363	3.540	4.196	21.631	6.518	295.1	23:08	1:08:24.037
13	2	3:49.634	36.718	1:29.035	1:43.881	3.453	4.163	18.623	6.060	294.3	23:12	1:12:13.671
14	2	3:48.902	35.049	1:28.005	1:45.848	3.557	4.124	20.582	6.056	295.9	23:16	1:16:02.573
15	2	3:49.488	35.511	1:28.697	1:45.280	3.550	4.163	18.846	5.954	296.7	23:19	1:19:52.061
16	2	3:51.461	35.198	1:27.994	1:48.269	3.765	4.156	19.752	7.236	295.1	23:23	1:23:43.522
17	2	3:57.594B	35.876	1:28.314	1:53.404		4.212	18.715		295.9	23:27	1:27:41.116
18	1	10:06.802	6:38.325	1:33.825	1:54.652	3.903		21.969	6.998	295.1	23:37	1:37:47.918



# 24 HEURES DU MANS 2011



## 24 HEURES DU MANS

ILMC  
Qualifying

### Sector Analysis

■ Personal Best ■ Session Best B Crossing the finish line in pit lane

Lap	D	Time	Sector 1	Sector 2	Sector 3	T6	T7	Porsche	Ford	T. Spd	Hour	Elapsed
19	1	4:02.144	38.640	1:32.324	1:51.180	3.758	4.272	20.798	6.781	296.7	23:41	1:41:50.062
20	1	4:01.758	37.850	1:31.875	1:52.033	3.729	4.222	20.994	6.912	292.7	23:45	1:45:51.820
21	1	4:06.427	37.728	1:31.639	1:57.060	3.905	4.214	25.659	7.163	294.3	23:49	1:49:58.247
22	1	4:05.237	37.751	1:31.199	1:56.287	3.847	4.241	25.091	7.397	297.5	23:54	1:54:03.484
23	1	4:02.511	39.399	1:31.983	1:51.129	3.921	4.218	21.430	6.915	295.1	23:58	1:58:05.995
24	2	19:06:48.82B	...	1:34.402	1:58.449	...	4.257	21.279	...	259.0	19:04	21:04:54.822
25	2	11:14.792	7:55.059	1:30.038	1:49.695	3.422	...	21.993	6.544	284.2	19:16	21:16:09.614
26	2	3:45.041	34.919	1:28.000	1:42.122	3.530	4.147	17.624	5.994	291.1	19:19	21:19:54.655
27	2	3:57.497B	37.602	1:28.328	1:51.567	...	4.155	18.321	...	294.3	19:23	21:23:52.152
28	3	8:07.057	4:52.957	1:29.510	1:44.590	3.392	...	18.720	5.946	288.0	19:31	21:31:59.209
29	3	3:46.245	35.231	1:28.220	1:42.794	3.414	4.144	18.072	5.903	291.9	19:35	21:35:45.454
30	3	3:58.753B	36.175	1:28.968	1:53.610	...	4.142	19.922	...	291.1	19:39	21:39:44.207
31	1	8:18.235	4:49.050	1:35.606	1:53.579	3.639	...	21.899	7.025	289.5	19:48	21:48:02.442
32	1	4:02.167	38.545	1:31.600	1:52.022	3.767	4.215	21.463	7.006	289.5	19:52	21:52:04.609
33	1	4:12.940	44.068	1:35.738	1:53.134	3.775	4.264	21.965	7.054	289.5	19:56	21:56:17.549
34	1	4:03.598	38.655	1:32.172	1:52.771	3.754	4.253	21.771	6.986	290.3	20:00	22:00:21.147
35	1	4:19.715B	40.046	1:32.638	2:07.031	...	4.227	21.980	...	288.8	20:04	22:04:40.862
36	3	10:53.120B	7:26.792	1:30.017	1:56.311	...	...	21.666	...	293.5	20:15	22:15:33.982

**44**

**Extreme Limite AM Paris**

Fabien Rosier

Jean-René De Fourmoux

Norma M200P-Judd BMW

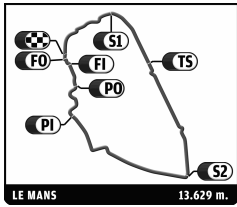
Philippe Haezebrouck

LM P2

1	1	15:53.527	...	1:38.991	1:54.252	3.629	...	21.691	6.910	244.3	22:15	15:53.527
2	1	4:09.863	36.978	1:32.255	2:00.630	3.602	4.230	26.979	7.385	285.7	22:20	20:03.390
3	1	3:54.042	36.618	1:30.583	1:46.841	3.545	4.220	19.907	6.393	283.5	22:23	23:57.432
4	1	3:51.438	35.977	1:29.935	1:45.526	3.648	4.185	19.238	6.079	283.5	22:27	27:48.870
5	1	4:28.742B	39.736	1:34.699	2:14.307	...	4.219	25.893	...	282.7	22:32	32:17.612
6	2	18:51.512	...	1:38.399	4:13.995	5.156	...	23.659	2:18.946	197.1	22:51	51:09.124
7	2	4:57.162B	44.631	1:37.655	2:34.876	...	5.426	28.366	...	281.2	22:56	56:06.286
8	2	9:47.654	6:07.896	1:37.223	2:02.535	3.946	...	24.068	8.296	281.2	23:05	1:05:53.940
9	2	4:15.613	40.619	1:36.068	1:58.926	3.830	4.350	23.346	8.071	277.6	23:10	1:10:09.553
10	2	4:18.116	38.714	1:39.502	1:59.900	3.900	4.307	23.545	7.977	282.0	23:14	1:14:27.669
11	2	4:14.902	39.419	1:37.271	1:58.212	3.759	4.342	23.116	7.569	283.5	23:18	1:18:42.571
12	2	4:10.995	38.165	1:35.369	1:57.461	3.884	4.282	22.895	7.533	282.7	23:22	1:22:53.566
13	2	4:23.930B	39.437	1:35.537	2:08.956	...	4.322	23.266	...	280.5	23:27	1:27:17.496
14	3	8:41.909	4:59.553	1:40.580	2:01.776	3.745	...	25.140	7.334	266.7	23:35	1:35:59.405
15	3	4:09.649	39.540	1:35.772	1:54.337	3.695	4.286	23.006	7.036	279.1	23:40	1:40:09.054
16	3	4:09.903	38.419	1:33.475	1:58.009	3.856	4.248	24.653	8.090	281.2	23:44	1:44:18.957
17	3	4:18.301	38.594	1:35.482	2:04.225	3.801	4.281	25.581	7.311	266.0	23:48	1:48:37.258
18	3	4:11.421	39.610	1:34.207	1:57.604	3.784	4.284	23.714	7.144	280.5	23:52	1:52:48.679
19	3	4:08.130	38.453	1:35.016	1:54.661	3.703	4.264	23.235	7.061	279.8	23:56	1:56:56.809
20	3	4:37.857B	40.637	1:38.612	2:18.608	...	4.231	25.729	...	251.7	00:01	2:01:34.666
21	1	19:03:00.68	...	1:35.410	1:53.241	3.654	...	21.507	6.825	216.0	19:04	21:04:35.349
22	1	4:08.256B	37.219	1:31.047	1:59.990	...	4.225	20.249	...	288.8	19:08	21:08:43.605
23	1	11:19.792B	7:31.702	1:33.236	2:14.854	...	...	19.730	...	281.2	19:20	21:20:03.397
24	1	9:10.734B	5:31.242	1:36.055	2:03.437	...	...	19.731	...	274.1	19:29	21:29:14.131
25	1	8:47.011	5:30.774	1:31.082	1:45.155	3.567	...	18.573	6.254	283.5	19:38	21:38:01.142
26	1	3:55.863	35.969	1:30.761	1:49.133	3.534	4.197	21.029	6.838	286.5	19:41	21:41:57.005
27	1	<b>3:48.420</b>	<b>35.547</b>	<b>1:28.952</b>	<b>1:43.921</b>	3.537	4.165	18.424	6.165	283.5	19:45	21:45:45.425
28	2	17:38.779	36.029	1:46.147	...	3.760	4.169	21.336	6.710	203.4	20:03	22:03:24.204
29	2	4:04.350	38.021	1:32.862	1:53.467	3.846	4.285	22.910	7.676	283.5	20:07	22:07:28.554
30	2	4:00.437	38.423	1:32.175	1:49.839	3.752	4.301	20.785	6.680	283.5	20:11	22:11:28.991
31	2	4:03.309	37.551	1:32.141	1:53.617	3.651	4.267	21.542	6.642	284.2	20:15	22:15:32.300
32	2	4:14.102B	37.094	1:33.130	2:03.878	...	4.246	22.037	...	282.0	20:19	22:19:46.402
33	3	10:16.424	6:50.944	1:33.892	1:51.588	3.679	...	22.198	6.690	284.2	20:30	22:30:02.826
34	3	4:01.376	37.915	1:32.285	1:51.176	3.640	4.260	22.019	6.584	282.7	20:34	22:34:04.202
35	3	4:01.976	37.880	1:33.275	1:50.821	3.692	4.231	21.470	6.361	282.7	20:38	22:38:06.178
36	3	3:59.095	37.261	1:32.031	1:49.803	3.651	4.258	21.023	6.498	280.5	20:42	22:42:05.273



# 24 HEURES DU MANS 2011



## 24 HEURES DU MANS

ILMC  
Qualifying

### Sector Analysis

■ Personal Best ■ Session Best B Crossing the finish line in pit lane

Lap	D	Time	Sector 1	Sector 2	Sector 3	T6	T7	Porsche	Ford	T. Spd	Hour	Elapsed
37	3	4:13.571 B	37.205	1:34.006	2:02.360		4.233	21.998		282.0	20:46	22:46:18.844
38	3	2:01:39.596 B	...	1:43.073	2:13.587			26.243		260.9	22:47	24:47:58.440
39	3	12:46.347	9:09.183	1:37.059	2:00.105	3.779		24.299	7.397	279.1	23:00	25:00:44.787
40	3	4:08.626	39.366	1:34.580	1:54.680	3.720	4.289	23.290	6.851	279.8	23:04	25:04:53.413
41	3	4:09.202	41.121	1:34.700	1:53.381	3.765	4.258	22.263	6.860	279.8	23:09	25:09:02.615
42	3	4:22.845 B	38.620	1:36.239	2:07.986		4.292	24.086		281.2	23:13	25:13:25.460
43	3	13:42.491 B	6:38.469	1:35.861	5:28.161			30.922		275.5	23:27	25:27:07.951
44	3	21:25.255	...	1:41.975	2:00.014	3.928		23.871	7.514	216.0	23:48	25:48:33.206
45	3	4:53.054 B	40.481	1:51.468	2:21.105		4.342	26.437		198.5	23:53	25:53:26.260

48

Team Oreca Matmut

Alexandre Premat  
David Hallyday

Dominick Kraihamer

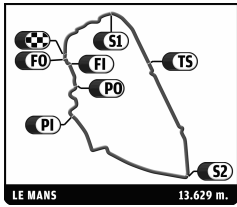
Oreca 03-Nissan  
LM P2

1	1	4:08.004	51.080	1:32.267	1:44.657	3.558		18.950	6.418	291.1	22:04	4:08.004
2	1	3:44.756	35.188	1:27.116	1:42.452	3.604	4.107	17.961	6.352	299.2	22:07	7:52.760
3	1	3:57.616 B	35.601	1:28.763	1:53.252		4.104	18.712		298.3	22:11	11:50.376
4	1	5:26.116	2:08.219	1:29.931	1:47.966	3.511		21.342	6.670	294.3	22:17	17:16.492
5	1	3:45.052	35.397	1:27.576	1:42.079	3.472	4.081	18.406	6.157	297.5	22:21	21:01.544
6	1	3:43.654	35.443	1:26.875	1:41.336	3.442	4.058	17.534	6.400	298.3	22:24	24:45.198
7	1	3:44.274	34.859	1:25.886	1:43.529	3.483	4.047	19.537	6.212	300.0	22:28	28:29.472
8	1	4:02.859 B	36.603	1:28.739	1:57.517		4.065	20.286		298.3	22:32	32:32.331
9	2	6:18.866	2:51.786	1:35.537	1:51.543	3.825		21.658	7.235	297.5	22:38	38:51.197
10	2	3:58.186	37.677	1:31.242	1:49.267	3.748	4.197	20.549	7.378	294.3	22:42	42:49.383
11	2	3:56.986	37.106	1:30.500	1:49.380	3.744	4.158	20.897	6.885	297.5	22:46	46:46.369
12	2	3:56.697	36.928	1:29.510	1:50.259	3.795	4.155	21.841	7.398	300.0	22:50	50:43.066
13	2	4:11.506 B	36.747	1:29.636	2:05.123		4.165	25.145		299.2	22:54	54:54.572
14	2	12:53.902	9:28.649	1:35.232	1:50.021	3.844		21.270	7.054	289.5	23:07	1:07:48.474
15	2	3:58.777	36.825	1:30.097	1:51.855	3.760	4.192	20.796	7.160	296.7	23:11	1:11:47.251
16	2	3:55.681	36.901	1:30.033	1:48.747	3.687	4.160	20.751	7.184	299.2	23:15	1:15:42.932
17	2	3:54.474	36.834	1:29.835	1:47.805	3.724	4.136	20.422	6.962	297.5	23:19	1:19:37.406
18	2	3:56.449	37.011	1:29.347	1:50.091	3.715	4.142	22.016	7.556	297.5	23:23	1:23:33.855
19	2	4:05.731 B	36.883	1:30.101	1:58.747		4.135	21.077		296.7	23:27	1:27:39.586
20	3	5:56.396	2:36.305	1:30.740	1:49.351	3.646		20.549	6.848	292.7	23:33	1:33:35.982
21	3	3:47.911	35.731	1:27.455	1:44.725	3.596	4.142	18.935	6.259	297.5	23:37	1:37:23.893
22	3	3:56.548	41.726	1:29.331	1:45.491	3.679	4.120	19.416	6.376	295.1	23:41	1:41:20.441
23	3	3:55.080	35.829	1:27.531	1:51.720	3.728	4.140	23.459	6.304	296.7	23:45	1:45:15.521
24	3	3:55.435	36.093	1:29.092	1:50.250	3.610	4.139	21.863	6.505	297.5	23:49	1:49:10.956
25	3	3:52.453	35.909	1:27.752	1:48.792	3.635	4.102	21.849	6.962	297.5	23:53	1:53:03.409
26	3	3:52.585	35.860	1:27.400	1:49.325	3.630	4.107	22.077	6.856	296.7	23:56	1:56:55.994
27	3	4:17.944 B	35.361	1:28.083	2:14.500		4.108	26.282		297.5	00:01	2:01:13.938
28	3	19:03:13.25	...	1:33.789	1:47.059	3.556		19.799	6.640	206.9	19:04	21:04:27.189
29	3	3:49.907	35.596	1:27.271	1:47.040	3.572	4.105	20.881	6.816	300.0	19:08	21:08:17.096
30	3	3:46.789	35.626	1:28.168	1:42.995	3.583	4.115	18.319	6.299	295.1	19:12	21:12:03.885
31	3	4:03.585 B	36.100	1:28.385	1:59.100		4.118	21.353		295.1	19:16	21:16:07.470
32	3	9:16.567 B	5:44.828	1:28.878	2:02.861			21.417		292.7	19:25	21:25:24.037
33	3	30:47.695	...	1:32.411	1:50.044	3.506		22.332	6.632	267.3	19:56	21:56:11.732
34	3	3:55.164	35.740	1:27.543	1:51.881	3.640	4.086	23.672	7.504	295.1	20:00	22:00:06.896
35	3	3:56.251 B	35.352	1:27.501	1:53.398		4.121	19.148		294.3	20:04	22:04:03.147
36	3	5:22.251	2:11.845	1:27.840	1:42.566	3.482		18.306	6.271	293.5	20:09	22:09:25.398
37	3	3:43.565	34.857	1:26.877	1:41.831	3.433	4.083	18.125	6.143	296.7	20:13	22:13:08.963
38	3	3:43.098	34.613	1:26.674	1:41.811	3.675	4.060	17.656	6.219	295.9	20:16	22:16:52.061
39	3	4:05.957 B	37.964	1:29.433	1:58.560		4.133	18.677		246.0	20:20	22:20:58.018
40	2	5:41.661	2:19.215	1:32.860	1:49.586	3.689		21.310	7.256	247.7	20:26	22:26:39.679
41	2	3:57.434	38.467	1:30.051	1:48.916	3.622	4.155	20.861	6.943	293.5	20:30	22:30:37.113
42	2	3:53.563	36.333	1:28.794	1:48.436	3.612	4.139	20.866	6.750	295.1	20:34	22:34:30.676
43	2	3:51.710	36.252	1:29.001	1:46.457	3.658	4.131	20.084	6.742	296.7	20:38	22:38:22.386
44	2	3:50.227	36.077	1:28.716	1:45.434	3.574	4.144	19.836	6.540	294.3	20:42	22:42:12.613
45	2	3:51.334	35.841	1:28.498	1:46.995	3.536	4.117	20.793	6.722	295.1	20:46	22:46:03.947





# 24 HEURES DU MANS 2011



## 24 HEURES DU MANS

ILMC  
Qualifying

### Sector Analysis

■ Personal Best ■ Session Best B Crossing the finish line in pit lane

Lap	D	Time	Sector 1	Sector 2	Sector 3	T6	T7	Porsche	Ford	T. Spd	Hour	Elapsed
46	2	3:51.195	35.866	1:28.440	1:46.889	3.656	4.099	20.272	6.804	293.5	20:49	22:49:55.142
47	2	4:01.663B	36.018	1:28.191	1:57.454		4.137	20.312		293.5	20:53	22:53:56.805
48	1	5:05.979	1:54.605	1:28.234	1:43.140	3.466		18.546	6.462	295.1	20:59	22:59:02.784
49	1	3:45.091	34.794	1:26.871	1:43.426	3.331	4.064	20.283	5.796	298.3	21:02	23:02:47.875
50	1	1:04:47.327	34.625	1:26.824	...	3.348	4.015	20.436	6.225	296.7	22:07	24:07:35.202
51	1	5:06.051B	<b>34.239</b>	2:28.891	2:02.921		4.034	22.309		298.3	22:12	24:12:41.253
52	1	33:51.884	...	1:31.607	1:55.255	3.495		25.376	6.300	296.7	22:46	24:46:33.137
53	1	3:44.361	34.817	1:27.226	1:42.318	3.387	4.086	18.839	5.880	296.7	22:50	24:50:17.498
54	1	3:49.598	35.962	1:29.736	1:43.900	3.401	4.043	18.084	5.879	295.1	22:54	24:54:07.096
55	1	3:43.438	34.499	1:26.912	1:42.027	3.378	4.041	18.681	6.138	299.2	22:57	24:57:50.534
56	1	3:46.293	34.721	1:26.021	1:45.551	3.443	4.027	19.488	6.037	297.5	23:01	25:01:36.827
57	1	4:00.866B	34.924	1:30.111	1:55.831		4.048	19.451		298.3	23:05	25:05:37.693
58	2	6:00.564	2:39.976	1:31.400	1:49.188	3.697		20.870	7.260	293.5	23:11	25:11:38.257
59	2	3:57.111	37.509	1:30.330	1:49.272	3.660	4.154	20.935	7.556	295.1	23:15	25:15:35.368
60	2	4:00.633	36.546	1:29.805	1:54.282	3.711	4.141	25.367	7.020	294.3	23:19	25:19:36.001
61	2	3:53.130	36.664	1:29.254	1:47.212	3.627	4.156	20.511	6.955	294.3	23:23	25:23:29.131
62	2	3:54.923	36.455	1:30.895	1:47.573	3.638	4.136	20.529	6.979	296.7	23:27	25:27:24.054
63	2	3:53.862	36.550	1:29.968	1:47.344	3.638	4.133	20.657	6.821	295.1	23:31	25:31:17.916
64	2	3:55.622	37.240	1:30.876	1:47.506	3.610	4.126	20.946	6.685	295.1	23:35	25:35:13.538
65	2	3:52.402	36.227	1:29.200	1:46.975	3.643	4.118	20.347	6.809	294.3	23:39	25:39:05.940
66	2	3:52.961	36.203	1:28.941	1:47.817	3.649	4.129	20.088	7.581	295.1	23:42	25:42:58.901
67	2	3:52.576	36.479	1:29.002	1:47.095	3.634	4.124	20.276	6.960	294.3	23:46	25:46:51.477
68	2	4:06.887B	37.156	1:31.501	1:58.230		4.109	20.785		296.7	23:50	25:50:58.364
69	2	5:18.570	1:58.939	1:30.357	1:49.274	3.922		20.637	8.337	293.5	23:56	25:56:16.934
70	2	3:55.491	37.611	1:29.912	1:47.968	3.818	4.199	20.613	6.932	295.1	00:00	26:00:12.425

49

Oak Racing  
Shinji Nakano  
Nicolas De Crem

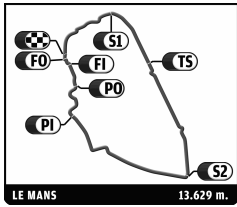
Jan Charouz

Oak Pescarolo-BMW  
LM P2

1	2	6:19.100	3:00.642	1:30.911	1:47.547	4.438		19.683	7.674	292.7	22:06	6:19.100
2	2	3:53.558	40.596	1:29.016	1:43.946	3.617	5.151	18.456	7.026	298.3	22:10	10:12.658
3	3	16:33.697	35.836	1:32.374	...	3.680	4.164	19.495	7.178	300.0	22:26	26:46.355
4	3	3:52.160	36.641	1:29.969	1:45.550	3.637	4.188	18.479	6.672	297.5	22:30	30:38.515
5	1	11:22.908	36.401	1:29.296	9:17.211	3.723	4.161	21.008	6.496	300.0	22:42	42:01.423
6	1	3:54.749	36.661	1:30.143	1:47.945	3.602	4.208	21.457	6.414	295.1	22:45	45:56.172
7	1	3:51.549	36.168	1:29.567	1:45.814	3.710	4.151	19.180	6.508	298.3	22:49	49:47.721
8	1	4:00.375	39.593	1:30.681	1:50.101	3.660	4.180	22.025	6.697	300.0	22:53	53:48.096
9	1	5:33.538B	50.070	2:03.096	2:40.372		4.189	31.937		180.9	22:59	59:21.634
10	2	7:52.536	4:30.995	1:33.164	1:48.377	3.739		19.591	6.682	294.3	23:07	1:07:14.170
11	2	3:53.239	37.991	1:30.040	1:45.208	3.727	4.210	19.048	6.704	297.5	23:11	1:11:07.409
12	2	3:54.342	36.566	1:28.191	1:49.585	3.584	4.199	20.778	6.679	300.0	23:15	1:15:01.751
13	2	3:48.674	35.889	1:27.694	1:45.091	3.701	4.130	18.957	6.399	300.8	23:18	1:18:50.425
14	2	16:58.431	35.816	1:41.530	...	3.630	4.190	18.501	6.334	229.3	23:35	1:35:48.856
15	2	3:48.211	35.280	1:28.018	1:44.913	3.658	4.158	19.903	6.225	300.0	23:39	1:39:37.067
16	2	3:55.025	<b>35.042</b>	1:29.950	1:50.033	3.716	4.160	23.350	6.561	301.7	23:43	1:43:32.092
17	2	3:57.437B	35.687	1:28.226	1:53.524		4.168	19.009		300.8	23:47	1:47:29.529
18	3	6:06.230	2:40.311	1:32.677	1:53.242	3.677		24.142	7.094	297.5	23:53	1:53:35.759
19	3	3:53.729	36.217	1:29.842	1:47.670	3.633	4.166	19.603	7.112	301.7	23:57	1:57:29.488
20	3	4:15.673B	36.503	1:28.394	2:10.776		4.144	26.534		300.8	00:01	2:01:45.161
21	2	19:05:42.37B	...	1:29.633	1:56.628			19.015		291.9	19:07	21:07:27.535
22	2	8:23.969	5:04.795	1:28.239	1:50.935	3.607		19.962	6.184	295.9	19:15	21:15:51.504
23	2	3:48.716	36.649	1:28.070	1:43.997	3.766	4.162	18.883	6.362	295.9	19:19	21:19:40.220
24	2	3:47.486	35.706	1:27.588	1:44.192	3.859	4.218	18.415	6.372	298.3	19:23	21:23:27.706
25	3	18:22.418	37.215	1:29.960	...	3.545	4.247	19.945	6.448	295.9	19:41	21:41:50.124
26	3	3:47.613	35.337	1:28.203	1:44.073	3.550	4.134	19.150	6.239	295.1	19:45	21:45:37.737
27	3	3:53.538B	35.756	1:27.900	1:49.882		4.138	18.100		298.3	19:49	21:49:31.275
28	3	9:23.560	6:11.580	1:29.005	1:42.975	3.563		18.016	6.255	298.3	19:58	21:58:54.835
29	3	3:46.740	35.197	1:27.812	1:43.731	3.568	4.141	18.027	7.264	301.7	20:02	22:02:41.575



# 24 HEURES DU MANS 2011



## 24 HEURES DU MANS

ILMC  
Qualifying

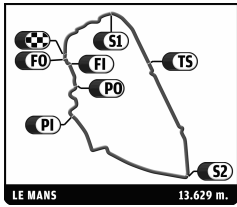
### Sector Analysis

Lap	D	Time	Sector 1	Sector 2	Sector 3	T6	T7	Porsche	Ford	T. Spd	Hour	Elapsed
30	3	3:46.827	35.203	1:27.449	1:44.175	3.616	4.138	19.141	7.137	299.2	20:06	22:06:28.402
31	3	3:46.523	35.536	1:28.081	1:42.906	3.659	4.151	17.911	6.397	301.7	20:10	22:10:14.925
32	3	3:56.031 <b>B</b>	36.152	1:27.286	1:52.593		4.157	19.154		301.7	20:14	22:14:10.956
33	1	10:19.108	7:04.809	1:29.329	1:44.970	3.473		18.909	6.177	292.7	20:24	22:24:30.064
34	1	3:56.002 <b>B</b>	35.817	1:27.883	1:52.302		4.104	18.467		295.1	20:28	22:28:26.066
35	1	9:08.839	5:48.987	1:36.018	1:43.834	3.451		19.538	6.212	177.9	20:37	22:37:34.905
36	1	3:47.179	35.050	1:28.536	1:43.593	3.453	4.087	19.037	6.351	300.0	20:41	22:41:22.084
37	1	3:45.297	35.584	1:26.994	1:42.719	3.458	4.075	18.372	6.071	298.3	20:45	22:45:07.381
38	1	4:04.882 <b>B</b>	37.990	1:30.851	1:56.041		4.077	20.466		296.7	20:49	22:49:12.263
39	1	1:15:00.834	...	1:31.012	1:44.656	3.507		18.374	6.343	268.0	22:04	24:04:13.097
40	1	3:43.479	35.079	1:27.262	1:41.138	3.398	4.100	17.919	6.192	299.2	22:07	24:07:56.576
41	1	3:59.955 <b>B</b>	36.290	1:31.028	1:52.637		4.057	18.951		260.9	22:11	24:11:56.531
42	2	4:12:22.640	...	1:32.023	1:51.424	3.658		21.443	7.091	296.7	22:53	24:53:19.171
43	2	3:57.998	36.917	1:34.805	1:46.276	3.656	4.175	19.479	6.571	299.2	22:57	24:57:17.169
44	2	3:52.460	36.203	1:30.408	1:45.849	3.704	4.174	19.174	6.589	300.0	23:01	25:01:09.629
45	2	4:03.818 <b>B</b>	36.109	1:28.813	1:58.896		4.191	21.120		296.7	23:05	25:05:13.447
46	3	16:03.316	...	1:38.497	1:48.607	3.663		19.559	6.939	238.9	23:21	25:21:16.763
47	3	3:53.285	36.552	1:30.521	1:46.212	3.653	4.193	18.600	6.627	294.3	23:25	25:25:10.048
48	3	3:55.038	36.466	1:31.869	1:46.703	3.603	4.186	18.724	6.523	292.7	23:29	25:29:05.086
49	3	3:51.112	36.136	1:29.079	1:45.897	3.609	4.163	18.579	6.811	292.7	23:32	25:32:56.198
50	3	4:12.659 <b>B</b>	38.154	1:38.077	1:56.428		4.134	20.092		225.0	23:37	25:37:08.857

50 Larbre Competition		Chevrolet Corvette C6 ZR1 LM GTE Am										
Patrick Bornhanuser		Gabriele Gardel										
Julien Canal												
1	2	6:44.869	3:05.492	1:41.177	1:58.200	3.805		23.873	7.031	247.1	22:06	6:44.869
2	2	4:25.640 <b>B</b>	42.072	1:36.258	2:07.310		4.454	24.375		278.4	22:11	11:10.509
3	2	5:40.005	2:07.377	1:38.185	1:54.443	3.724		22.241	6.704	238.4	22:16	16:50.514
4	2	4:08.436	39.012	1:35.841	1:53.583	3.767	4.421	22.251	6.829	277.6	22:20	20:58.950
5	2	4:05.955	38.492	1:34.853	1:52.610	3.823	4.414	21.639	6.859	278.4	22:25	25:04.905
6	2	4:07.403	38.492	1:34.964	1:53.947	3.969	4.449	21.964	7.119	273.4	22:29	29:12.308
7	2	4:23.946 <b>B</b>	40.351	1:36.517	2:07.078		4.487	23.521		279.1	22:33	33:36.254
8	2	7:23.820	3:39.311	1:41.268	2:03.241	4.059		25.018	7.920	268.7	22:41	41:00.074
9	2	4:22.279	42.097	1:38.983	2:01.199	4.173	4.561	23.944	7.609	278.4	22:45	45:22.353
10	2	4:20.595	41.725	1:38.460	2:00.410	4.127	4.573	23.734	7.684	280.5	22:49	49:42.948
11	2	4:31.907 <b>B</b>	41.673	1:37.921	2:12.313		4.568	23.894		279.8	22:54	54:14.855
12	1	20:46.187	...	1:40.843	2:01.205	3.939		24.262	8.001	277.6	23:15	1:15:01.042
13	1	4:17.950	41.457	1:38.130	1:58.363	4.060	4.481	23.293	7.231	277.6	23:19	1:19:18.992
14	1	4:17.900	40.862	1:37.764	1:59.274	4.023	4.537	23.904	7.466	277.6	23:23	1:23:36.892
15	1	4:16.955	40.752	1:37.856	1:58.347	4.040	4.507	23.431	7.394	280.5	23:27	1:27:53.847
16	1	4:31.101 <b>B</b>	43.369	1:38.757	2:08.975		4.509	24.739		277.6	23:32	1:32:24.948
17	3	6:48.406	3:09.271	1:40.014	1:59.121	3.943		24.402	7.265	269.3	23:39	1:39:13.354
18	3	4:16.067	42.072	1:37.750	1:56.245	4.003	4.489	22.906	7.270	260.2	23:43	1:43:29.421
19	3	20:55:35.80 <b>B</b>	41.112	1:36.928	...		4.506	29.054		278.4	20:39	22:39:05.222
20	3	8:30.780	4:32.145	1:49.351	2:09.284	4.361		26.321	10.302	197.4	20:47	22:47:36.002
21	3	4:26.036	44.070	1:40.623	2:01.343	3.966	4.601	24.766	7.985	238.9	20:52	22:52:02.038
22	3	4:35.950 <b>B</b>	41.506	1:38.712	2:15.732		4.490	26.949		275.5	20:56	22:56:37.988
23	1	1:08:29.674 <b>B</b>	...	1:44.681	2:10.176			25.395		226.4	22:05	24:05:07.662
24	1	7:40.660	4:02.853	1:39.273	1:58.534	3.913		23.345	7.546	274.1	22:12	24:12:48.322
25	1	4:13.623	40.828	1:36.988	1:55.807	3.932	4.465	22.811	7.238	281.2	22:17	24:17:01.945
26	1	4:41.248 <b>B</b>	40.320	1:37.145	2:23.783		4.481	30.907		280.5	22:21	24:21:43.193
27	1	29:59.743	...	1:41.596	2:03.141	4.034		25.011	7.644	246.6	22:51	24:51:42.936
28	1	4:20.173	42.012	1:39.017	1:59.144	3.902	4.505	24.607	7.365	278.4	22:56	24:56:03.109
29	1	4:28.671 <b>B</b>	42.534	1:38.310	2:07.827		4.494	24.560		251.2	23:00	25:00:31.780
30	3	9:33.230	5:44.721	1:41.888	2:06.621	3.991		26.271	8.355	241.1	23:10	25:10:05.010
31	3	4:31.116	42.027	1:44.987	2:04.102	3.947	4.507	26.302	7.781	233.3	23:14	25:14:36.126
32	3	4:19.922	41.346	1:38.171	2:00.405	3.865	4.464	24.943	7.519	280.5	23:18	25:18:56.048
33	3	4:35.027 <b>B</b>	41.131	1:38.046	2:15.850		4.464	25.589		279.8	23:23	25:23:31.075



# 24 HEURES DU MANS 2011



## 24 HEURES DU MANS

ILMC  
Qualifying

### Sector Analysis

■ Personal Best ■ Session Best B Crossing the finish line in pit lane

Lap	D	Time	Sector 1	Sector 2	Sector 3	T6	T7	Porsche	Ford	T. Spd	Hour	Elapsed
34	2	7:42.199	3:51.936	1:41.634	2:08.629	3.956		30.766	7.448	239.5	23:31	25:31:13.274
35	2	4:19.982	41.592	1:37.533	2:00.857	3.961	4.475	24.475	7.772	274.1	23:35	25:35:33.256
36	2	4:14.166	40.500	1:36.523	1:57.143	3.871	4.484	23.839	7.223	285.0	23:39	25:39:47.422
37	2	4:21.663B	40.245	1:36.279	2:05.139		4.444	24.043		279.1	23:44	25:44:09.085

**51**

AF Corse Srl  
Giancarlo Fisichella  
Gianmaria Bruni

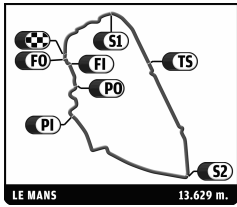
Toni Vilander

Ferrari 458 Italia  
LM GTE Pro

1	2	5:47.251	2:07.252	1:38.232	2:01.767	3.649		24.324	7.632	268.7	22:05	5:47.251
2	2	3:59.961	37.718	1:33.044	1:49.199	3.671	4.407	20.617	5.993	284.2	22:09	9:47.212
3	2	3:58.989	37.333	1:33.363	1:48.293	3.621	4.409	20.025	5.973	282.0	22:13	13:46.201
4	2	4:09.368	38.447	1:35.816	1:55.105	3.588	4.382	21.241	7.040	243.8	22:17	17:55.569
5	2	4:49.653B	39.209	1:35.060	2:35.384		4.367	20.633		250.6	22:22	22:45.222
6	2	8:21.372	4:47.979	1:38.844	1:54.549	3.595		20.333	6.235	239.5	22:31	31:06.594
7	2	3:59.412	37.094	1:33.563	1:48.755	3.576	4.376	20.204	5.870	281.2	22:35	35:06.006
8	2	3:59.742	37.281	1:33.318	1:49.143	3.935	4.371	20.125	5.997	282.0	22:39	39:05.748
9	2	4:21.283B	40.067	1:36.664	2:04.552		4.513	21.969		279.1	22:43	43:27.031
10	1	10:57.646B	7:04.581	1:37.804	2:15.261			24.397		276.2	22:54	54:24.677
11	1	23:40.482	...	1:42.306	1:56.841	3.887		22.101	7.107	242.2	23:18	1:18:05.159
12	1	4:18.355	39.306	1:38.084	2:00.965	4.029	4.535	22.753	7.697	259.6	23:22	1:22:23.514
13	1	4:45.423B	39.689	1:38.218	2:27.516		4.587	21.602		250.0	23:27	1:27:08.937
14	3	7:06.210	3:35.510	1:36.720	1:53.980	3.824		21.520	6.564	276.9	23:34	1:34:15.147
15	3	4:05.319	38.300	1:34.956	1:52.063	3.802	4.502	20.659	7.002	279.8	23:38	1:38:20.466
16	3	4:20.078B	38.802	1:36.248	2:05.028		4.487	21.277		271.4	23:42	1:42:40.544
17	1	8:43.688	5:04.687	1:37.225	2:01.776	3.796		26.275	6.804	255.3	23:51	1:51:24.232
18	1	4:07.322	38.371	1:36.626	1:52.325	3.917	4.460	21.721	6.400	270.7	23:55	1:55:31.554
19	1	4:06.477	38.654	1:34.481	1:53.342	3.867	4.477	21.017	6.717	284.2	23:59	1:59:38.031
20	1	4:22.398B	38.779	1:34.366	2:09.253		4.468	22.639		282.7	00:04	2:04:00.429
21	3	19:01:35.20B	...	1:36.690	2:03.164			21.546		276.2	19:05	21:05:35.635
22	3	4:12:29.466	...	1:36.124	1:51.376	3.633		20.893	6.314	275.5	19:47	21:47:05.101
23	3	4:03.418	37.958	1:33.740	1:51.720	3.694	4.399	21.621	6.803	281.2	19:51	21:51:08.519
24	3	4:01.717	37.904	1:34.037	1:49.776	3.608	4.426	20.491	6.391	279.8	19:55	21:55:10.236
25	2	26:19.800	38.415	1:34.569	...	3.567	4.390	21.295	6.295	279.1	20:21	22:21:30.036
26	2	4:00.949	38.203	1:33.425	1:49.321	3.584	4.360	20.541	6.021	282.0	20:25	22:25:30.985
27	2	4:22.449B	39.178	1:33.718	2:09.553		4.372	22.374		283.5	20:29	22:29:53.434
28	2	8:39.411	5:14.104	1:35.942	1:49.365	3.584		20.620	5.967	268.7	20:38	22:38:32.845
29	2	<b>3:58.040</b>	<b>37.045</b>	<b>1:32.599</b>	1:48.396	3.568	4.360	20.819	6.026	283.5	20:42	22:42:30.885
30	2	4:03.598	37.094	1:33.030	1:53.474	3.784	4.349	20.248	9.583	283.5	20:46	22:46:34.483
31	2	4:22.292B	41.527	1:34.487	2:06.278		4.432	20.964		284.2	20:50	22:50:56.775
32	2	1:15:33.861	...	1:37.798	1:55.368	3.601		22.204	6.624	262.1	22:06	24:06:30.636
33	2	3:58.454	37.139	1:33.056	<b>1:48.259</b>	3.608	4.370	20.213	5.878	282.0	22:10	24:10:29.090
34	2	4:00.926	37.112	1:32.863	1:50.951	3.654	4.368	20.750	6.975	284.2	22:14	24:14:30.016
35	2	3:59.425	37.336	1:32.978	1:49.111	3.630	4.391	20.493	6.132	282.0	22:18	24:18:29.441
36	2	4:51.005B	37.366	1:37.201	2:36.438		4.380	32.986		244.3	22:23	24:23:20.446
37	1	22:28.512	...	1:36.563	1:56.584	3.714		24.180	6.469	250.0	22:45	24:45:48.958
38	1	4:03.768	37.938	1:34.649	1:51.181	3.642	4.419	21.311	6.505	283.5	22:49	24:49:52.726
39	1	4:07.665	38.014	1:37.036	1:52.615	3.659	4.358	21.564	6.349	245.5	22:54	24:54:00.391
40	1	4:03.005	37.766	1:33.600	1:51.639	4.722	4.389	21.011	6.291	284.2	22:58	24:58:03.396
41	1	4:22.290B	40.031	1:38.936	2:03.323		4.709	21.972		270.0	23:02	25:02:25.686
42	1	14:54.565	...	1:37.037	1:53.291	3.713		21.587	6.563	241.6	23:17	25:17:20.251
43	1	4:03.927	38.230	1:34.695	1:51.002	3.713	4.444	21.070	6.170	280.5	23:21	25:21:24.178
44	1	4:02.869	37.971	1:33.999	1:50.899	3.703	4.431	21.138	6.030	281.2	23:25	25:25:27.047
45	1	4:23.357B	38.032	1:34.178	2:11.147		4.420	21.472		281.2	23:29	25:29:50.404
46	3	7:14.529	3:43.145	1:37.743	1:53.641	3.733		21.090	7.089	274.1	23:37	25:37:04.933
47	3	4:03.987	38.562	1:34.375	1:51.050	3.668	4.440	20.902	6.375	279.8	23:41	25:41:08.920
48	3	4:03.235	38.029	1:34.093	1:51.113	3.692	4.429	21.112	6.287	281.2	23:45	25:45:12.155
49	3	4:02.762	37.995	1:34.132	1:50.635	3.659	4.432	20.705	6.241	280.5	23:49	25:49:14.917
50	3	4:03.532	38.466	1:34.631	1:50.435	3.686	4.411	20.564	6.282	282.7	23:53	25:53:18.449



# 24 HEURES DU MANS 2011



## 24 HEURES DU MANS

ILMC  
Qualifying

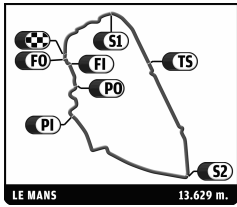
### Sector Analysis

■ Personal Best ■ Session Best B Crossing the finish line in pit lane

Lap	D	Time	Sector 1	Sector 2	Sector 3	T6	T7	Porsche	Ford	T. Spd	Hour	Elapsed
51	3	4:11.332B	37.840	1:34.141	1:59.351		4.430	20.864		279.1	23:57	25:57:29.781
<b>55</b>	BMW Motorsport Augusto Farfus Dirk Werner Jörg Müller		BMW M3 GT LM GTE Pro									
1	1	11:31.229	7:51.985	1:44.265	1:54.979	3.585		21.423	6.488	221.8	22:11	11:31.229
2	1	3:59.353	37.757	1:32.842	1:48.754	3.596	4.312	20.895	6.039	291.1	22:15	15:30.582
3	1	4:01.778	37.218	1:32.294	1:52.266	3.602	4.312	23.303	6.635	288.0	22:19	19:32.360
4	1	4:09.597B	37.858	1:32.311	1:59.428		4.315	21.414		288.8	22:23	23:41.957
5	1	8:22.538	4:55.967	1:34.010	1:52.561	3.653		21.287	6.504	287.2	22:32	32:04.495
6	1	4:02.383	38.405	1:33.037	1:50.941	3.783	4.356	20.885	6.842	288.8	22:36	36:06.878
7	1	3:59.693	37.867	1:32.546	1:49.280	3.613	4.398	20.743	6.205	289.5	22:40	40:06.571
8	1	3:59.985	37.358	1:32.786	1:49.841	3.572	4.334	20.963	6.166	287.2	22:44	44:06.556
9	1	3:59.321	37.331	1:32.714	1:49.276	3.654	4.309	20.791	6.073	287.2	22:48	48:05.877
10	1	4:03.799	38.704	1:34.278	1:50.817	3.583	4.343	21.300	6.360	288.0	22:52	52:09.676
11	1	4:38.603B	37.513	1:42.678	2:18.412		4.319	26.070		283.5	22:56	56:48.279
12	3	8:56.299	5:11.880	1:42.303	2:02.116	3.810		24.486	7.029	284.2	23:05	1:05:44.578
13	3	4:04.484	38.501	1:33.880	1:52.103	3.757	4.407	21.614	6.575	287.2	23:09	1:09:49.062
14	3	4:05.628	37.566	1:33.105	1:54.957	3.748	4.384	22.544	6.857	290.3	23:13	1:13:54.690
15	3	4:03.250	37.741	1:32.678	1:52.831	3.754	4.374	22.378	6.716	290.3	23:17	1:17:57.940
16	3	4:06.291	38.056	1:33.383	1:54.852	3.714	4.381	23.428	6.913	289.5	23:22	1:22:04.231
17	3	4:03.851	39.000	1:33.385	1:51.466	3.788	4.374	21.399	6.632	285.0	23:26	1:26:08.082
18	3	4:02.198	37.954	1:33.167	1:51.077	3.782	4.393	21.138	6.545	286.5	23:30	1:30:10.280
19	3	4:03.177	37.775	1:33.824	1:51.578	3.729	4.390	21.375	6.527	288.8	23:34	1:34:13.457
20	3	4:10.242B	37.703	1:33.422	1:59.117		4.368	21.261		285.7	23:38	1:38:23.699
21	1	5:44.485	2:17.718	1:34.024	1:52.743	3.647		21.312	6.500	287.2	23:44	1:44:08.184
22	1	4:17.905	37.819	1:35.075	2:05.011	3.642	4.343	29.711	6.635	285.7	23:48	1:48:26.089
23	1	4:02.460	37.757	1:33.006	1:51.697	3.630	4.329	22.840	6.196	287.2	23:52	1:52:28.549
24	1	4:06.320	37.557	1:32.742	1:56.021	3.710	4.329	26.365	6.377	288.0	23:56	1:56:34.869
25	1	4:33.170B	38.174	1:36.857	2:18.139		4.357	29.297		287.2	00:01	2:01:08.039
26	3	19:03:28.16	...	1:40.349	1:57.695	3.758		22.307	6.856	216.0	19:04	21:04:36.207
27	3	4:02.657	38.231	1:34.249	1:50.177	3.697	4.404	21.017	6.246	288.0	19:08	21:08:38.864
28	3	4:00.938	38.009	1:33.158	1:49.771	3.678	4.374	20.919	6.217	287.2	19:12	21:12:39.802
29	3	3:59.537	37.385	1:32.686	1:49.466	3.705	4.370	20.658	6.234	288.8	19:16	21:16:39.339
30	3	4:00.790	37.340	1:33.854	1:49.596	3.775	4.403	20.676	6.228	287.2	19:20	21:20:40.129
31	3	4:01.217	37.488	<b>1:32.192</b>	1:51.537	3.701	4.401	21.700	6.480	288.0	19:24	21:24:41.346
32	3	3:59.426	37.608	1:32.624	1:49.194	3.665	4.385	20.606	6.183	285.7	19:28	21:28:40.772
33	3	4:10.639B	38.099	1:32.690	1:59.850		4.362	22.267		288.8	19:32	21:32:51.411
34	3	7:44.756	4:19.984	1:33.971	1:50.801	3.718		21.074	6.440	282.0	19:40	21:40:36.167
35	3	4:01.408	37.587	1:32.746	1:51.075	3.708	4.384	21.439	6.272	285.7	19:44	21:44:37.575
36	3	4:01.414	37.511	1:32.331	1:51.572	3.773	4.370	22.165	6.707	287.2	19:48	21:48:38.989
37	3	4:15.195B	40.596	1:34.166	2:00.433		4.385	21.767		285.0	19:52	21:52:54.184
38	2	5:47.732	2:22.038	1:34.147	1:51.547	3.687		21.176	6.525	285.0	19:58	21:58:41.916
39	2	4:07.207	37.901	1:36.263	1:53.043	3.703	4.387	21.421	6.506	285.7	20:02	22:02:49.123
40	2	4:04.021	38.218	1:33.676	1:52.127	3.681	4.383	21.893	6.536	286.5	20:06	22:06:53.144
41	2	4:15.009B	37.839	1:33.934	2:03.236		4.374	22.877		287.2	20:11	22:11:08.153
42	2	9:41.702	6:14.909	1:34.544	1:52.249	3.626		21.194	6.439	281.2	20:20	22:20:49.855
43	2	4:01.651	38.143	1:33.290	1:50.218	3.627	4.351	20.705	6.319	287.2	20:24	22:24:51.506
44	2	4:00.943	37.703	1:33.133	1:50.107	3.637	4.359	20.693	6.250	284.2	20:28	22:28:52.449
45	2	14:39.490	38.294	1:34.763	...	3.768	4.365	21.074	7.006	283.5	20:43	22:43:31.939
46	2	4:06.182	38.528	1:33.160	1:54.494	3.801	4.411	21.667	8.370	287.2	20:47	22:47:38.121
47	2	4:17.603B	41.605	1:34.900	2:01.098		4.406	21.682		279.8	20:51	22:51:55.724
48	2	6:53.597	3:28.808	1:33.521	1:51.268	3.619		21.046	6.540	286.5	20:58	22:58:49.321
49	2	4:01.838	37.584	1:32.934	1:51.320	4.418		21.406	6.632	288.0	21:02	23:02:51.159
50	1	1:01:41.058B	38.726	1:37.749	...		4.592	23.249		286.5	22:04	24:04:32.217
51	1	5:12.091	1:45.046	1:35.017	1:52.028	3.531		20.823	6.538	267.3	22:09	24:09:44.308
52	1	3:59.097	<b>37.028</b>	1:32.198	1:49.871	3.676	4.289	20.552	7.240	288.8	22:13	24:13:43.405
53	1	<b>3:57.592</b>	37.288	1:32.431	<b>1:47.873</b>	3.576	4.350	20.469	6.053	288.8	22:17	24:17:40.997



# 24 HEURES DU MANS 2011



## 24 HEURES DU MANS

ILMC  
Qualifying

### Sector Analysis

■ Personal Best ■ Session Best B Crossing the finish line in pit lane

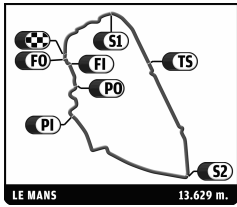
Lap	D	Time	Sector 1	Sector 2	Sector 3	T6	T7	Porsche	Ford	T. Spd	Hour	Elapsed
54	1	4:43.920B	38.780	1:39.261	2:25.879		4.302	27.506		292.7	22:22	24:22:24.917
55	1	23:53.546	...	1:36.263	1:53.371	3.638		21.879	6.567	264.7	22:46	24:46:18.463
56	1	4:02.767	37.603	1:33.463	1:51.701	3.610	4.364	21.522	6.266	286.5	22:50	24:50:21.230
57	1	4:00.923	37.519	1:32.660	1:50.744	3.618	4.345	21.805	6.234	288.8	22:54	24:54:22.153
58	1	3:59.262	37.396	1:32.628	1:49.238	3.572	4.353	20.764	6.159	287.2	22:58	24:58:21.415
59	1	4:00.288	37.445	1:33.237	1:49.606	3.600	4.326	20.795	6.165	285.7	23:02	25:02:21.703
60	1	3:59.855	37.335	1:32.853	1:49.667	3.559	4.336	20.859	6.167	284.2	23:06	25:06:21.558
61	1	3:59.970	37.321	1:32.631	1:50.018	3.602	4.318	20.840	6.350	283.5	23:10	25:10:21.528
62	1	4:01.412	37.355	1:34.063	1:49.994	3.603	4.334	20.871	6.237	287.2	23:14	25:14:22.940
63	1	4:11.636B	37.476	1:35.390	1:58.770		4.328	21.041		262.1	23:18	25:18:34.576
64	3	5:13.951	1:42.256	1:35.731	1:55.964	3.796		23.826	6.661	231.3	23:23	25:23:48.527
65	3	4:02.178	37.931	1:33.527	1:50.720	3.714	4.399	21.242	6.247	285.7	23:27	25:27:50.705
66	3	4:09.886	37.716	1:38.001	1:54.169	3.749	4.371	21.907	7.775	286.5	23:32	25:32:00.591
67	3	4:02.117	37.527	1:34.452	1:50.138	3.680	4.383	21.033	6.283	260.2	23:36	25:36:02.708
68	3	4:00.199	37.624	1:32.751	1:49.824	3.723	4.354	20.963	6.312	285.0	23:40	25:40:02.907
69	3	4:00.195	37.649	1:32.838	1:49.708	3.688	4.373	21.029	6.200	287.2	23:44	25:44:03.102
70	3	4:00.530	37.579	1:32.650	1:50.301	3.888	4.365	21.011	6.278	288.8	23:48	25:48:03.632
71	3	4:03.381	38.663	1:33.875	1:50.843	3.748	4.421	21.461	6.327	281.2	23:52	25:52:07.013
72	3	4:01.236	37.583	1:32.823	1:50.830	4.133	4.385	20.960	6.808	285.0	23:56	25:56:08.249
73	3	4:02.879	37.960	1:33.075	1:51.844	3.787	4.502	21.211	6.357	285.0	00:00	26:00:11.128

<b>56</b>	<b>BMW Motorsport</b>											BMW M3 GT
	Andy Priaulx	Joey Hand										LM GTE Pro
	Dirk Müller											

1	1	4:39.279B	1:01.940	1:37.529	1:59.810			22.074		237.9	22:04	4:39.279
2	1	5:23.898	1:55.574	1:34.889	1:53.435	3.631		22.113	6.527	282.7	22:10	10:03.177
3	1	4:00.123	37.773	1:32.395	1:49.955	3.663	4.324	20.692	6.197	287.2	22:14	14:03.300
4	1	<b>3:58.426</b>	<b>37.313</b>	<b>1:31.775</b>	<b>1:49.338</b>	3.616	4.345	20.552	6.693	291.1	22:18	18:01.726
5	1	4:12.797B	37.710	1:32.057	2:03.030		4.309	21.993		290.3	22:22	22:14.523
6	2	7:22.927	3:47.116	1:40.561	1:55.250	3.860		22.879	6.785	285.0	22:29	29:37.450
7	2	4:11.901	38.667	1:38.645	1:54.589	3.827	4.435	22.064	7.432	289.5	22:33	33:49.351
8	2	4:04.581	38.340	1:34.021	1:52.220	3.733	4.418	21.576	6.675	288.0	22:37	37:53.932
9	2	4:10.019	39.408	1:36.424	1:54.187	3.740	4.374	22.469	6.771	283.5	22:42	42:03.951
10	2	4:04.255	37.965	1:33.320	1:52.970	3.749	4.376	22.416	6.940	288.0	22:46	46:08.206
11	2	4:19.089B	37.933	1:33.388	2:07.768		4.372	21.542		288.0	22:50	50:27.295
12	3	6:57.859B	2:37.413	1:45.159	2:35.287			29.632		262.1	22:57	57:25.154
13	3	6:53.139	3:19.992	1:36.783	1:56.364	3.903		23.858	6.979	262.8	23:04	1:04:18.293
14	3	4:06.933	38.473	1:34.573	1:53.887	3.756	4.444	22.515	7.355	287.2	23:08	1:08:25.226
15	3	4:03.422	38.368	1:33.278	1:51.776	3.765	4.381	21.374	6.720	287.2	23:12	1:12:28.648
16	3	4:02.688	37.977	1:33.260	1:51.451	3.764	4.390	21.426	6.723	288.8	23:16	1:16:31.336
17	3	4:03.061	37.685	1:32.919	1:52.457	3.757	4.385	20.973	6.614	288.8	23:20	1:20:34.397
18	3	4:01.021	37.672	1:32.506	1:50.843	3.911	4.378	21.042	6.698	291.1	23:24	1:24:35.418
19	3	4:03.287	37.917	1:33.044	1:52.326	3.718	4.423	21.467	7.091	286.5	23:28	1:28:38.705
20	3	4:00.877	37.700	1:32.916	1:50.261	3.707	4.355	20.888	6.566	287.2	23:32	1:32:39.582
21	3	4:15.237B	38.047	1:33.725	2:03.465		4.356	22.032		288.0	23:36	1:36:54.819
22	3	6:13.690	2:47.632	1:33.747	1:52.311	3.894		22.040	6.632	289.5	23:43	1:43:08.509
23	3	4:03.983	39.322	1:33.254	1:51.407	3.874	4.419	21.561	6.451	288.0	23:47	1:47:12.492
24	3	4:07.789	37.980	1:33.078	1:56.731	3.751	4.426	26.271	6.662	287.2	23:51	1:51:20.281
25	3	4:07.462	38.409	1:33.805	1:55.248	3.830	4.381	25.215	6.647	286.5	23:55	1:55:27.743
26	3	4:06.715	38.833	1:33.033	1:54.849	3.816	4.405	22.895	6.811	287.2	23:59	1:59:34.458
27	3	4:36.552B	42.020	1:34.189	2:20.343		4.394	25.003		285.7	00:04	2:04:11.010
28	3	19:00:03.05	...	1:38.485	1:51.781	3.743		21.145	6.410	218.6	19:04	21:04:14.062
29	3	4:03.499	38.806	1:33.724	1:50.969	3.758	4.401	21.006	7.038	285.7	19:08	21:08:17.561
30	3	4:01.215	38.481	1:32.861	1:49.873	3.757	4.392	20.732	6.322	288.8	19:12	21:12:18.776
31	3	4:08.415	38.058	1:33.024	1:57.333	3.752	4.397	26.244	6.579	286.5	19:16	21:16:27.191
32	3	4:01.190	38.249	1:33.023	1:49.918	3.686	4.397	20.898	6.367	285.0	19:20	21:20:28.381
33	3	4:12.501B	37.879	1:34.851	1:59.771		4.366	21.886		288.8	19:24	21:24:40.882
34	2	7:22.792	3:58.125	1:33.832	1:50.835	3.722		21.129	6.510	285.0	19:32	21:32:03.674



# 24 HEURES DU MANS 2011



## 24 HEURES DU MANS

ILMC  
Qualifying

### Sector Analysis

■ Personal Best ■ Session Best B Crossing the finish line in pit lane

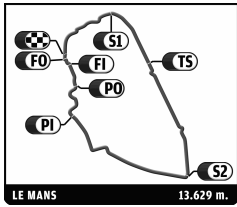
Lap	D	Time	Sector 1	Sector 2	Sector 3	T6	T7	Porsche	Ford	T. Spd	Hour	Elapsed
35	2	4:01.387	37.755	1:33.280	1:50.352	3.771	4.393	21.008	6.659	285.7	19:36	21:36:05.061
36	2	4:13.662 <b>B</b>	38.939	1:34.960	1:59.763		4.405	21.646		266.7	19:40	21:40:18.723
37	3	11:12.962	7:46.455	1:34.659	1:51.848	3.776		21.554	6.772	285.7	19:51	21:51:31.685
38	3	4:02.485	38.170	1:33.499	1:50.816	3.701	4.417	21.050	6.549	286.5	19:55	21:55:34.170
39	3	4:02.745	37.921	1:34.233	1:50.591	3.796	4.378	21.137	6.548	281.2	19:59	21:59:36.915
40	3	4:01.758	37.924	1:33.320	1:50.514	3.724	4.406	20.845	6.557	286.5	20:03	22:03:38.673
41	3	4:14.234 <b>B</b>	38.079	1:33.998	2:02.157		4.389	24.290		285.7	20:07	22:07:52.907
42	3	9:08.160	5:42.465	1:34.335	1:51.360	3.775		21.296	6.468	282.0	20:17	22:17:01.067
43	3	4:13.183 <b>B</b>	38.233	1:34.820	2:00.130		4.418	21.890		288.0	20:21	22:21:14.250
44	3	11:03.225	7:36.708	1:34.561	1:51.956	3.773		21.289	6.618	282.7	20:32	22:32:17.475

57		Krohn Racing		Michele Rugolo								Ferrari F430
		Tracy Krohn										LM GTE Am
		Niclas Jonsson										
1	2	5:20.307	1:30.222	1:48.733	2:01.352	3.892		23.460	6.861	205.7	22:05	5:20.307
2	2	4:18.124 <b>B</b>	39.520	1:36.377	2:02.227		4.487	22.155		282.0	22:09	9:38.431
3	2	10:47.648	7:16.485	1:37.399	1:53.764	3.744		22.303	6.710	277.6	22:20	20:26.079
4	2	4:06.980	39.082	1:35.292	1:52.606	3.733	4.418	21.989	6.411	280.5	22:24	24:33.059
5	2	4:08.421	38.670	1:34.847	1:54.904	3.719	4.420	23.502	6.932	283.5	22:28	28:41.480
6	2	4:05.856	38.628	1:34.709	1:52.519	3.820	4.399	21.700	6.511	282.7	22:32	32:47.336
7	2	4:17.051 <b>B</b>	<b>38.604</b>	1:34.684	2:03.763		4.443	21.961		282.7	22:37	37:04.387
8	2	8:54.373	5:19.004	1:38.174	1:57.195	3.808		23.978	6.963	278.4	22:45	45:58.760
9	2	4:25.182 <b>B</b>	39.516	1:35.289	2:10.377		4.443	23.874		285.7	22:50	50:23.942
10	2	34:45.765	...	1:37.145	1:58.970	3.837		24.026	7.085	280.5	23:25	1:25:09.707
11	2	4:08.091	38.928	1:35.277	1:53.886	3.784	4.462	22.093	6.601	282.7	23:29	1:29:17.798
12	2	4:06.315	38.743	1:35.086	1:52.486	3.758	4.436	21.734	6.534	282.0	23:33	1:33:24.113
13	2	4:35.569 <b>B</b>	43.996	1:39.443	2:12.130		4.422	24.592		215.6	23:37	1:37:59.682
14	1	7:19.525	3:28.777	1:40.328	2:10.420	4.394		24.751	7.242	279.8	23:45	1:45:19.207
15	1	4:22.719	40.469	1:37.220	2:05.030	3.885	4.634	26.759	7.291	282.0	23:49	1:49:41.926
16	1	4:28.100 <b>B</b>	41.885	1:37.558	2:08.657		4.477	26.602		282.7	23:54	1:54:10.026
17	3	6:17.944 <b>B</b>	2:15.361	1:40.318	2:22.265			28.648		261.5	00:00	2:00:27.970
18	3	20:39:34.39 <b>B</b>	...	1:45.428	2:15.979			26.122		265.4	20:40	22:40:02.369
19	3	7:36.589	4:01.550	1:36.437	1:58.602	3.834		23.904	8.379	282.0	20:47	22:47:38.958
20	3	4:14.768	41.612	1:35.616	1:57.540	3.873	4.449	22.869	7.226	283.5	20:51	22:51:53.726
21	3	4:09.719	39.326	1:35.836	1:54.557	3.835	4.469	22.443	7.133	281.2	20:56	22:56:03.445
22	3	4:08.388	39.331	1:35.263	1:53.794	3.814	4.461	22.217	6.940	281.2	21:00	23:00:11.833
23	3	1:12:54.944	39.420	1:36.020	...	3.887	4.456	22.103	8.700	284.2	22:13	24:13:06.777
24	3	<b>4:05.211</b>	38.701	<b>1:34.377</b>	<b>1:52.133</b>	3.743	4.481	21.564	6.718	285.0	22:17	24:17:11.988
25	3	4:53.072 <b>B</b>	40.752	1:44.298	2:28.022		4.423	27.061		239.5	22:22	24:22:05.060
26	1	26:55.727	...	1:38.745	1:58.576	3.887		23.848	6.954	263.4	22:49	24:49:00.787
27	1	4:13.382	40.523	1:37.038	1:55.821	3.864	4.477	22.888	6.816	282.0	22:53	24:53:14.169
28	1	4:15.462	41.496	1:37.847	1:56.119	3.838	4.472	22.997	6.790	285.0	22:57	24:57:29.631
29	1	4:13.251	39.986	1:36.464	1:56.801	3.982	4.455	23.345	6.925	284.2	23:01	25:01:42.882
30	1	4:14.422	40.391	1:37.364	1:56.667	4.037	4.510	22.898	7.094	284.2	23:05	25:05:57.304
31	1	4:11.804	40.121	1:36.114	1:55.569	3.836	4.528	23.019	6.907	285.7	23:10	25:10:09.108
32	1	4:20.620 <b>B</b>	40.292	1:37.621	2:02.707		4.443	23.150		285.7	23:14	25:14:29.728
33	2	7:28.960	3:57.019	1:36.719	1:55.222	3.887		22.611	6.735	281.2	23:21	25:21:58.688
34	2	4:08.849	39.272	1:34.742	1:54.835	3.895	4.473	22.866	6.902	285.0	23:26	25:26:07.537
35	2	4:06.794	38.937	1:34.752	1:53.105	3.796	4.463	21.962	6.671	284.2	23:30	25:30:14.331
36	2	4:16.871 <b>B</b>	40.292	1:34.404	2:02.175		4.423	22.156		287.2	23:34	25:34:31.202

58		Luxury Racing		Pierre Thiriet								Ferrari 458 Italia
		Anthony Beltoise										LM GTE Pro
		François Jakubowski										
1	1	4:42.549	1:09.718	1:38.082	1:54.749	3.828		22.735	6.770	241.1	22:04	4:42.549
2	1	4:05.933	38.553	1:34.351	1:53.029	3.747	4.456	21.757	6.589	283.5	22:08	8:48.482
3	1	4:05.368	38.609	1:34.341	1:52.418	3.726	4.430	21.591	6.565	282.0	22:12	12:53.850
4	1	4:04.497	38.178	1:34.725	1:51.594	3.696	4.417	21.394	6.536	285.0	22:16	16:58.347
5	1	4:13.675 <b>B</b>	38.486	1:34.803	2:00.386		4.388	22.020		283.5	22:21	21:12.022



# 24 HEURES DU MANS 2011



## 24 HEURES DU MANS

ILMC  
Qualifying

### Sector Analysis

■ Personal Best ■ Session Best B Crossing the finish line in pit lane

Lap	D	Time	Sector 1	Sector 2	Sector 3	T6	T7	Porsche	Ford	T. Spd	Hour	Elapsed
6	1	10:02.490	6:30.684	1:39.505	1:52.301	3.669		21.511	6.687	281.2	22:31	31:14.512
7	1	4:03.638	37.906	1:34.561	1:51.171	3.707	4.404	21.139	6.373	281.2	22:35	35:18.150
8	1	4:02.017	37.700	<b>1:33.766</b>	1:50.551	3.705	4.405	21.000	6.323	281.2	22:39	39:20.167
9	1	4:15.466B	39.906	1:35.108	2:00.452		4.393	21.614		279.8	22:43	43:35.633
10	2	10:47.985B	6:40.412	1:43.760	2:23.813			28.599		236.8	22:54	54:23.618
11	2	10:47.845	7:02.995	1:41.527	2:03.323	4.466		25.557	8.277	212.6	23:05	1:05:11.463
12	2	4:18.537	40.984	1:38.969	1:58.584	3.930	4.691	23.049	7.632	268.0	23:09	1:09:30.000
13	2	4:12.578	39.699	1:36.084	1:56.795	3.907	4.503	22.647	7.239	284.2	23:13	1:13:42.578
14	2	4:18.737	41.696	1:36.994	2:00.047	3.954	4.496	23.601	7.987	279.8	23:18	1:18:01.315
15	2	4:22.035	41.180	1:36.383	2:04.472	4.276	4.503	24.507	8.817	279.1	23:22	1:22:23.350
16	2	4:14.876	42.994	1:36.220	1:55.662	3.986	4.643	22.214	7.210	251.7	23:26	1:26:38.226
17	2	4:13.319	40.997	1:36.341	1:55.981	3.998	4.510	22.488	7.118	280.5	23:30	1:30:51.545
18	2	4:22.013B	41.590	1:36.888	2:03.535		4.518	22.623		280.5	23:35	1:35:13.558
19	3	7:13.039	3:37.375	1:37.865	1:57.799	3.840		23.261	7.299	278.4	23:42	1:42:26.597
20	3	4:11.596	39.100	1:35.951	1:56.545	3.924	4.465	21.816	7.216	279.1	23:46	1:46:38.193
21	3	4:13.172	39.206	1:35.885	1:58.081	3.910	4.494	25.030	7.033	279.8	23:50	1:50:51.365
22	3	4:11.953	39.546	1:36.737	1:55.670	3.812	4.478	23.325	7.137	282.0	23:55	1:55:03.318
23	3	4:10.054	39.334	1:35.706	1:55.014	3.831	4.445	22.339	7.119	279.8	23:59	1:59:13.372
24	3	4:40.436B	41.094	1:39.396	2:19.946		4.455	25.295		246.0	00:03	2:03:53.808
25	3	19:09:23.89	...	1:37.452	1:57.433	4.004		22.653	8.327	273.4	19:13	21:13:17.698
26	3	4:09.420	39.373	1:36.032	1:54.015	3.819	4.514	22.066	7.013	282.0	19:17	21:17:27.118
27	3	4:19.304B	39.309	1:35.750	2:04.245		4.458	22.942		281.2	19:21	21:21:46.422
28	3	14:25.049	...	1:36.433	1:54.478	3.820		22.254	7.079	268.0	19:36	21:36:11.471
29	3	4:07.704	39.236	1:35.043	1:53.425	3.749	4.464	21.727	6.802	282.0	19:40	21:40:19.175
30	3	4:07.644	38.672	1:34.846	1:54.126	3.765	4.429	21.720	6.851	280.5	19:44	21:44:26.819
31	3	4:11.321	40.216	1:35.495	1:55.610	3.801	4.430	22.775	7.290	280.5	19:48	21:48:38.140
32	3	4:15.637B	38.887	1:35.025	2:01.725		4.444	21.880		282.7	19:52	21:52:53.777
33	2	7:13.380	3:37.227	1:37.556	1:58.597	4.164		24.068	7.768	269.3	20:00	22:00:07.157
34	2	4:10.392	39.742	1:36.325	1:54.325	3.850	4.574	21.962	6.889	277.6	20:04	22:04:17.549
35	2	4:10.763	39.833	1:36.137	1:54.793	3.891	4.482	22.074	6.929	282.0	20:08	22:08:28.312
36	2	4:11.166	39.342	1:35.534	1:56.290	3.848	4.490	21.909	6.877	281.2	20:12	22:12:39.478
37	2	4:11.653	39.199	1:35.208	1:57.246	4.001	4.465	23.128	8.604	282.0	20:16	22:16:51.131
38	2	4:21.843B	40.961	1:35.349	2:05.533		4.504	22.819		282.7	20:21	22:21:12.974
39	1	6:19.766	2:49.724	1:35.642	1:54.400	3.784		22.248	6.566	279.1	20:27	22:27:32.740
40	1	4:13.177B	38.992	1:34.930	1:59.255		4.437	21.610		281.2	20:31	22:31:45.917
41	1	8:38.714	5:11.434	1:36.313	1:50.967	3.678		21.101	6.329	279.1	20:40	22:40:24.631
42	1	<b>4:01.176</b>	37.827	1:33.949	<b>1:49.400</b>	3.654	4.404	20.586	6.225	281.2	20:44	22:44:25.807
43	1	4:02.497	<b>37.572</b>	1:34.366	1:50.559	3.631	4.384	20.702	6.962	283.5	20:48	22:48:28.304
44	1	4:08.097	42.665	1:34.584	1:50.848	3.603	4.373	20.796	6.916	278.4	20:52	22:52:36.401
45	1	4:10.248B	37.849	1:34.500	1:57.899		4.352	20.899		281.2	20:56	22:56:46.649
46	1	1:09:59.370	...	1:39.462	1:53.082	3.672		21.725	6.591	276.2	22:06	24:06:46.019
47	1	4:03.940	38.485	1:34.565	1:50.890	3.709	4.420	20.794	6.359	279.1	22:10	24:10:49.959
48	1	4:16.987B	40.384	1:35.363	2:01.240		4.442	21.535		279.8	22:15	24:15:06.946

59

Luxury Racing  
Stéphane Ortelli  
Frédéric Makowiecki

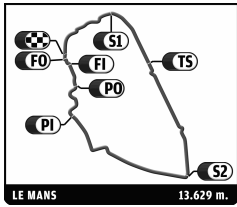
Jaime Melo

Ferrari 458 Italia  
LM GTE Pro

1	3	4:41.569	1:10.406	1:38.841	1:52.322	3.610		21.813	6.356	239.5	22:04	4:41.569
2	3	<b>3:59.901</b>	37.759	1:33.426	<b>1:48.716</b>	3.600	4.382	20.314	6.138	281.2	22:08	8:41.470
3	3	4:05.743	39.614	1:35.311	1:50.818	3.662	4.371	20.643	6.437	278.4	22:12	12:47.213
4	3	4:10.766B	37.855	<b>1:33.325</b>	1:59.586		4.397	21.293		281.2	22:16	16:57.979
5	3	6:49.393	3:19.471	1:36.980	1:52.942	3.624		20.812	6.409	270.0	22:23	23:47.372
6	3	4:11.361B	37.562	1:33.848	1:59.951		4.375	21.329		279.8	22:27	27:58.733
7	2	6:39.190	3:09.742	1:36.479	1:52.969	3.662		20.978	6.685	272.0	22:34	34:37.923
8	2	4:14.389	38.151	1:34.584	2:01.654	3.658	4.403	22.410	6.487	284.2	22:38	38:52.312
9	2	4:06.691	38.674	1:36.786	1:51.231	3.676	4.402	20.462	6.359	282.0	22:42	42:59.003
10	2	4:18.159	40.375	1:34.341	2:03.443	3.693	4.416	23.110	8.475	284.2	22:47	47:17.162
11	2	4:22.576B	37.851	1:37.225	2:07.500		4.415	23.246		257.1	22:51	51:39.738



# 24 HEURES DU MANS 2011



## 24 HEURES DU MANS

ILMC  
Qualifying

### Sector Analysis

■ Personal Best ■ Session Best B Crossing the finish line in pit lane

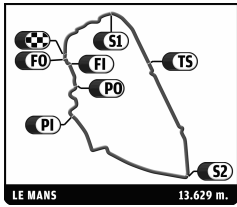
Lap	D	Time	Sector 1	Sector 2	Sector 3	T6	T7	Porsche	Ford	T. Spd	Hour	Elapsed
12	1	12:39.336	9:04.917	1:38.666	1:55.753	3.864		22.249	6.782	268.7	23:04	1:04:19.074
13	1	4:06.510	38.895	1:35.020	1:52.595	3.718	4.485	21.373	6.812	281.2	23:08	1:08:25.584
14	1	4:05.388	38.939	1:34.723	1:51.726	4.023	4.410	21.107	6.438	281.2	23:12	1:12:30.972
15	1	4:10.615	39.571	1:37.693	1:53.351	3.803	4.540	21.687	6.733	279.1	23:16	1:16:41.587
16	1	4:07.705	39.367	1:35.911	1:52.427	3.821	4.461	21.531	6.573	281.2	23:20	1:20:49.292
17	1	4:13.283	41.717	1:36.275	1:55.291	3.803	4.468	21.861	6.583	279.8	23:25	1:25:02.575
18	1	4:06.538	38.706	1:34.978	1:52.854	3.790	4.457	21.591	7.124	278.4	23:29	1:29:09.113
19	1	4:18.445 B	38.797	1:36.120	2:03.528		4.441	22.514		279.1	23:33	1:33:27.558
20	1	19:31:29.15 B	...	1:39.923	2:02.162			21.450		214.7	19:04	21:04:56.709
21	1	6:45.012	3:17.679	1:35.508	1:51.825	3.670		21.705	6.456	279.1	19:11	21:11:41.721
22	1	4:08.543	38.283	1:36.531	1:53.729	3.731	4.395	20.623	6.435	281.2	19:15	21:15:50.264
23	1	4:03.441	39.501	1:34.475	1:49.465	3.779	4.426	20.226	6.299	280.5	19:19	21:19:53.705
24	1	4:01.292	38.230	1:33.443	1:49.619	3.699	4.440	20.598	6.299	285.7	19:23	21:23:54.997
25	1	4:01.342	37.813	1:33.875	1:49.654	3.860	4.405	20.300	6.296	279.8	19:27	21:27:56.339
26	1	4:30.239 B	38.205	1:40.026	2:12.008		4.466	24.558		279.8	19:32	21:32:26.578
27	2	8:25.325	4:56.418	1:35.611	1:53.296	3.686		22.245	6.714	280.5	19:40	21:40:51.903
28	2	4:04.273	37.900	1:34.299	1:52.074	3.676	4.430	21.552	6.264	281.2	19:44	21:44:56.176
29	2	4:01.279	37.716	1:33.563	1:50.000	3.785	4.409	20.239	6.176	282.0	19:48	21:48:57.455
30	2	4:02.062	38.036	1:34.067	1:49.959	3.671	4.461	20.448	6.153	279.8	19:52	21:52:59.517
31	2	4:09.703 B	37.517	1:34.349	1:57.837		4.411	20.270		279.1	19:57	21:57:09.220
32	2	9:00.293	5:35.799	1:34.605	1:49.889	3.658		20.168	6.308	277.6	20:06	22:06:09.513
33	2	4:01.941	37.764	1:34.308	1:49.869	3.647	4.420	20.261	6.178	277.6	20:10	22:10:11.454
34	2	4:10.100 B	37.549	1:34.308	1:58.243		4.401	20.822		281.2	20:14	22:14:21.554
35	3	13:17.208	9:49.366	1:36.551	1:51.291	3.630		21.140	6.370	270.7	20:27	22:27:38.762
36	3	4:01.686	38.030	1:34.107	1:49.549	3.603	4.410	20.489	6.196	279.8	20:31	22:31:40.448
37	3	4:12.924 B	38.440	1:35.565	1:58.919		4.385	20.994		281.2	20:35	22:35:53.372
38	3	14:45.893	...	1:35.797	1:51.088	3.639		20.657	6.693	275.5	20:50	22:50:39.265
39	3	4:03.657	38.369	1:33.977	1:51.311	3.747	4.407	20.426	7.290	280.5	20:54	22:54:42.922
40	3	4:01.015	37.806	1:33.843	1:49.366	3.600	4.424	20.270	6.245	280.5	20:58	22:58:43.937
41	3	4:12.361 B	38.019	1:34.632	1:59.710		4.380	21.220		281.2	21:02	23:02:56.298

60		Gulf AMR Middle East		Aston Martin Vantage LM GTE Am								
		Fabien Giroix	Michael Wainwright									
		Roald Goethe										
1	1	6:39.641	3:05.889	1:38.355	1:55.397	3.708		21.936	6.960	255.3	22:06	6:39.641
2	1	4:04.825	38.172	1:34.725	1:51.928	3.646	4.388	21.090	6.554	277.6	22:10	10:44.466
3	1	4:19.672	41.325	1:39.867	1:58.480	3.643	4.366	23.904	6.777	258.4	22:15	15:04.138
4	1	4:30.154 B	41.106	1:39.169	2:09.879		4.362	26.052		255.9	22:19	19:34.292
5	3	9:05.627	5:22.069	1:40.636	2:02.922	4.099		24.931	8.390	272.0	22:28	28:39.919
6	3	4:22.546	42.217	1:38.469	2:01.860	4.015	4.523	25.397	7.712	241.6	22:33	33:02.465
7	3	4:18.951	41.058	1:38.134	1:59.759	4.077	4.508	23.390	7.749	276.2	22:37	37:21.416
8	3	21:24:19.18 B	40.921	1:37.958	...		4.518	25.365		276.9	20:01	22:01:40.599
9	3	7:26.879	3:44.940	1:39.894	2:02.045	4.159		24.610	8.244	260.9	20:09	22:09:07.478
10	3	4:20.254	41.259	1:39.509	1:59.486	4.067	4.536	23.706	7.928	278.4	20:13	22:13:27.732
11	3	4:22.113	42.109	1:38.150	2:01.854	4.019	4.497	23.672	7.667	278.4	20:17	22:17:49.845
12	3	4:21.185	41.075	1:38.920	2:01.190	4.060	4.487	23.848	7.449	279.1	20:22	22:22:11.030
13	3	4:26.439 B	42.024	1:37.853	2:06.562		4.491	23.936		276.9	20:26	22:26:37.469
14	1	9:11.413	5:39.349	1:35.788	1:56.276	3.841		22.289	6.829	277.6	20:35	22:35:48.882
15	1	4:22.264 B	40.113	1:35.563	2:06.588		4.427	22.134		277.6	20:40	22:40:11.146
16	1	5:03.833	1:32.093	1:37.153	1:54.587	3.619		21.460	6.740	272.7	20:45	22:45:14.979
17	1	4:08.018	38.136	1:34.449	1:55.433	4.774	4.341	21.408	8.277	276.2	20:49	22:49:22.997
18	1	4:31.673	44.229	1:47.420	2:00.024	3.635	5.282	22.230	6.764	216.4	20:53	22:53:54.670
19	1	4:05.522	38.284	1:34.565	1:52.673	3.739	4.348	21.457	6.716	277.6	20:58	22:58:00.192
20	1	4:42.862 B	44.749	1:43.345	2:14.768		4.396	25.544		246.0	21:02	23:02:43.054
21	2	1:05:55.556	...	2:13.474	2:06.575	4.378		25.145	8.465	206.1	22:08	24:08:38.610
22	2	4:28.175	42.375	1:40.710	2:05.090	4.237	4.603	25.796	8.663	276.2	22:13	24:13:06.785
23	2	4:25.744	42.484	1:40.599	2:02.661	4.215	4.561	24.937	8.121	274.8	22:17	24:17:32.529
24	2	4:50.648 B	41.753	1:43.318	2:25.577		4.556	28.014		276.9	22:22	24:22:23.177





# 24 HEURES DU MANS 2011



## 24 HEURES DU MANS

ILMC  
Qualifying

### Sector Analysis

■ Personal Best ■ Session Best ■ Crossing the finish line in pit lane

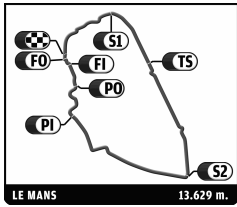
Lap	D	Time	Sector 1	Sector 2	Sector 3	T6	T7	Porsche	Ford	T. Spd	Hour	Elapsed
25	3	22:48.192	...	1:39.412	2:05.877	4.130		26.074	8.311	267.3	22:45	24:45:11.369
26	3	4:27.265	41.244	1:38.686	2:07.335	4.419	4.521	24.961	10.434	276.9	22:49	24:49:38.634
27	3	5:24.241 <b>B</b>	42.918	2:12.421	2:28.902		4.691	28.031		149.0	22:55	24:55:02.875
28	1	55:28.324	...	1:36.683	1:57.721	3.801		23.145	6.901	276.2	23:50	25:50:31.199
29	1	4:08.922	39.158	1:35.059	1:54.705	3.744	4.402	22.173	6.842	278.4	23:54	25:54:40.121
30	1	4:18.245	39.796	1:35.916	2:02.533	3.845	4.376	24.787	6.954	277.6	23:58	25:58:58.366
31	1	4:18.694 <b>B</b>	39.208	1:34.852	2:04.634		4.420	22.668		279.8	00:03	26:03:17.060

<b>61</b>	<b>AF Corse SRL</b>											Ferrari F430
	Piergiuseppe Perazzini	Sean Paul Breslin										LM GTE Am
	Marco Cioci											

1	2	1:53:11.001	...	1:39.501	1:57.667	3.879		24.023	7.033	264.7	23:53	1:53:11.001
2	2	4:10.316	39.393	1:35.977	1:54.946	3.768	4.497	22.614	6.612	276.9	23:57	1:57:21.317
3	2	4:30.600 <b>B</b>	38.737	1:35.328	2:16.535		4.452	26.128		279.1	00:01	2:01:51.917
4	2	19:03:35.32	...	1:43.777	1:59.543	3.861		22.298	7.057	220.9	19:05	21:05:27.244
5	2	4:07.134	39.128	1:35.109	1:52.897	3.845	4.497	21.586	6.620	280.5	19:09	21:09:34.378
6	2	4:06.890	39.450	1:35.042	1:52.398	3.806	4.490	21.479	6.517	279.1	19:13	21:13:41.268
7	2	4:21.241 <b>B</b>	39.004	1:36.778	2:05.459		4.480	23.348		272.0	19:18	21:18:02.509
8	1	7:41.775	3:52.187	1:47.671	2:01.917	4.269		24.411	7.270	201.9	19:25	21:25:44.284
9	1	4:16.963	41.295	1:39.210	1:56.458	4.023	4.630	23.288	7.036	276.2	19:30	21:30:01.247
10	1	4:13.994	40.077	1:37.092	1:56.825	4.029	4.552	23.198	7.031	277.6	19:34	21:34:15.241
11	1	4:13.493	40.150	1:37.242	1:56.101	4.023	4.557	23.046	7.037	276.2	19:38	21:38:28.734
12	1	4:13.453	39.888	1:37.209	1:56.356	4.053	4.556	23.241	6.950	275.5	19:42	21:42:42.187
13	1	4:14.517	40.211	1:38.246	1:56.060	3.949	4.555	23.184	6.895	275.5	19:46	21:46:56.704
14	1	4:13.348	39.861	1:37.164	1:56.323	3.841	4.512	23.322	6.945	275.5	19:51	21:51:10.052
15	1	4:23.402 <b>B</b>	39.995	1:36.921	2:06.486		4.459	23.117		278.4	19:55	21:55:33.454
16	3	8:30.706	4:52.317	1:40.530	1:57.859	4.033		23.208	7.210	269.3	20:04	22:04:04.160
17	3	4:16.318	40.519	1:38.657	1:57.142	4.071	4.575	23.056	7.464	274.8	20:08	22:08:20.478
18	3	4:14.444	40.353	1:37.666	1:56.425	4.148	4.579	22.694	7.255	277.6	20:12	22:12:34.922
19	3	4:14.515	40.180	1:37.166	1:57.169	4.024	4.581	23.087	7.869	278.4	20:16	22:16:49.437
20	3	4:18.308	40.209	1:36.943	2:01.156	3.981	4.545	23.394	7.485	253.5	20:21	22:21:07.745
21	3	4:14.367	39.908	1:37.923	1:56.536	3.928	4.531	23.191	7.429	277.6	20:25	22:25:22.112
22	3	4:21.498 <b>B</b>	39.722	1:36.975	2:04.801		4.511	23.056		279.1	20:29	22:29:43.610
23	2	10:35.454	6:59.152	1:39.943	1:56.359	3.788		21.806	6.565	217.7	20:40	22:40:19.064
24	2	4:03.575	38.238	1:34.315	1:51.022	3.732	4.445	21.352	6.451	279.8	20:44	22:44:22.639
25	2	4:24.624	38.176	1:35.519	2:10.929	3.743	4.422	25.187	7.715	282.0	20:48	22:48:47.263
26	2	4:30.378	43.152	1:46.475	2:00.751	3.781	4.429	22.853	6.600	208.1	20:53	22:53:17.641
27	2	4:02.539	38.244	1:34.035	1:50.260	3.743	4.437	20.893	6.432	282.0	20:57	22:57:20.180
28	2	5:04.419 <b>B</b>	44.517	1:54.153	2:25.749		4.422	24.092		164.1	21:02	23:02:24.599
29	2	1:02:14.012	...	1:37.217	1:54.546	3.724		22.432	6.686	264.1	22:04	24:04:38.611
30	2	4:02.308	38.271	1:33.719	1:50.318	3.700	4.412	20.954	6.401	283.5	22:08	24:08:40.919
31	2	<b>4:01.282</b>	<b>37.877</b>	<b>1:33.428</b>	<b>1:49.977</b>	3.689	4.398	20.832	6.335	282.0	22:12	24:12:42.201
32	2	4:21.934 <b>B</b>	37.878	1:37.552	2:06.504		4.400	22.905		251.7	22:17	24:17:04.135
33	3	28:48.511	...	1:45.492	2:14.803	4.122		29.491	7.931	177.3	22:45	24:45:52.646
34	3	4:20.730	41.062	1:38.546	2:01.122	4.035	4.592	24.646	7.446	281.2	22:50	24:50:13.376
35	3	4:17.961	40.391	1:38.584	1:58.986	4.253	4.560	23.901	7.827	281.2	22:54	24:54:31.337
36	3	4:14.753	40.466	1:37.358	1:56.929	3.966	4.618	23.385	7.097	280.5	22:58	24:58:46.090
37	3	4:14.590	40.003	1:37.253	1:57.334	3.884	4.528	23.395	7.474	278.4	23:03	25:03:00.680
38	3	4:10.762	38.870	1:36.591	1:55.301	3.938	4.492	22.782	7.116	279.8	23:07	25:07:11.442
39	3	4:11.224	39.559	1:36.299	1:55.366	3.890	4.502	22.668	7.133	280.5	23:11	25:11:22.666
40	3	4:13.706	39.698	1:37.048	1:56.960	3.990	4.492	23.093	7.989	280.5	23:15	25:15:36.372
41	3	4:22.002 <b>B</b>	39.773	1:36.896	2:05.333		4.519	22.810		279.1	23:19	25:19:58.374
42	1	7:42.573	3:57.140	1:42.482	2:02.951	4.123		25.335	7.417	243.8	23:27	25:27:40.947
43	1	4:20.590	41.456	1:38.982	2:00.152	3.995	4.585	23.704	8.793	278.4	23:32	25:32:01.537
44	1	4:19.548	40.665	1:39.815	1:59.068	3.917	4.528	23.993	7.198	274.1	23:36	25:36:21.085
45	1	4:16.375	40.680	1:37.727	1:57.968	3.958	4.512	23.917	7.061	277.6	23:40	25:40:37.460
46	1	4:17.395	40.466	1:37.810	1:59.119	4.053	4.517	23.904	6.930	279.8	23:44	25:44:54.855
47	1	4:16.293	40.429	1:37.735	1:58.129	3.963	4.561	23.897	7.052	277.6	23:49	25:49:11.148



# 24 HEURES DU MANS 2011



## 24 HEURES DU MANS

ILMC  
Qualifying

### Sector Analysis

■ Personal Best ■ Session Best B Crossing the finish line in pit lane

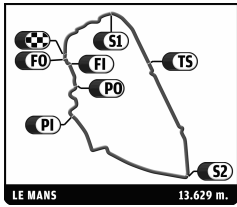
Lap	D	Time	Sector 1	Sector 2	Sector 3	T6	T7	Porsche	Ford	T. Spd	Hour	Elapsed
48	1	4:18.018	42.718	1:37.740	1:57.560	4.235	4.508	23.615	7.030	274.1	23:53	25:53:29.166
49	1	4:21.015	41.256	1:37.599	2:02.160	3.945	4.578	23.825	7.092	278.4	23:57	25:57:50.181
50	1	4:44.900 <b>B</b>	40.868	1:38.324	2:25.708		4.497	31.115		276.9	00:02	26:02:35.081

62		CRS Racing Pierre Ehret Shaun Lynn		Roger Wills						Ferrari F430 LM GTE Am		
1	3	24:17.017	...	1:50.686	2:09.936	4.262		26.094	8.375	224.5	22:24	24:17.017
2	3	4:26.249	42.897	1:41.084	2:02.268	4.090	4.692	24.030	8.128	246.6	22:28	28:43.266
3	3	4:38.435 <b>B</b>	42.622	1:41.616	2:14.197		4.610	24.723		245.5	22:33	33:21.701
4	1	31:45.324	...	1:48.638	2:09.611	4.308		26.083	8.143	219.1	23:05	1:05:07.025
5	1	4:28.232	42.096	1:41.651	2:04.485	4.175	4.683	24.922	8.038	259.6	23:09	1:09:35.257
6	1	4:36.850 <b>B</b>	41.214	1:40.572	2:15.064		4.639	23.598		274.8	23:14	1:14:12.107
7	2	7:58.937	3:14.171	1:55.296	2:49.470	5.212		30.178	11.760	204.5	23:22	1:22:11.044
8	2	5:13.959	49.995	1:56.154	2:27.810	4.366	5.127	30.458	8.929	190.5	23:27	1:27:25.003
9	2	5:18.454 <b>B</b>	48.321	1:54.356	2:35.777		4.723	30.568		194.9	23:32	1:32:43.457
10	2	30:30.420 <b>B</b>	...	2:00.340	2:52.604			33.728		213.4	00:03	2:03:13.877
11	1	19:01:20.15	...	1:41.239	1:57.731	3.947		23.104	7.337	237.4	19:04	21:04:34.035
12	1	4:11.667	40.110	1:36.826	1:54.731	3.859	4.541	22.030	7.045	275.5	19:08	21:08:45.702
13	1	4:10.513	39.222	1:36.610	1:54.681	3.910	4.498	22.050	7.025	281.2	19:12	21:12:56.215
14	1	4:27.294 <b>B</b>	40.748	1:38.256	2:08.290		4.515	24.444		272.0	19:17	21:17:23.509
15	1	7:41.438	4:08.070	1:39.002	1:54.366	3.836		22.141	7.016	232.8	19:25	21:25:04.947
16	1	4:08.962	39.005	1:36.394	1:53.563	3.799	4.491	21.648	6.968	280.5	19:29	21:29:13.909
17	1	4:10.214	38.845	1:36.003	1:55.366	3.844	4.483	22.035	6.914	282.0	19:33	21:33:24.123
18	1	4:20.963 <b>B</b>	39.212	1:37.936	2:03.815		4.496	21.964		255.3	19:37	21:37:45.086
19	1	9:51.677	6:19.817	1:37.740	1:54.120	3.820		21.941	6.896	265.4	19:47	21:47:36.763
20	1	4:07.236	38.486	1:35.863	1:52.887	3.899	4.493	21.553	6.784	279.8	19:51	21:51:43.999
21	1	4:39.502 <b>B</b>	41.946	1:46.266	2:11.290		4.504	25.411		277.6	19:56	21:56:23.501
22	2	11:08.652	7:18.890	1:44.564	2:05.198	4.031		26.878	7.709	246.0	20:07	22:07:32.153
23	2	4:24.023	42.076	1:40.222	2:01.725	4.097	4.569	25.055	7.456	268.7	20:11	22:11:56.176
24	2	4:22.782	41.384	1:39.814	2:01.584	3.923	4.580	24.446	7.456	259.6	20:16	22:16:18.958
25	2	4:19.299	40.731	1:37.733	2:00.835	4.208	4.517	23.973	7.469	279.8	20:20	22:20:38.257
26	2	4:19.848	41.028	1:38.812	2:00.008	4.109	4.614	23.540	7.796	274.8	20:24	22:24:58.105
27	2	4:28.155 <b>B</b>	41.211	1:38.001	2:08.943		4.584	24.543		280.5	20:29	22:29:26.260
28	2	5:57.524	2:16.127	1:40.514	2:00.883	3.951		23.837	7.764	262.8	20:35	22:35:23.784
29	2	4:30.268	42.888	1:46.560	2:00.820	4.043	4.551	24.566	7.611	252.9	20:39	22:39:54.052
30	2	4:18.810	41.140	1:38.381	1:59.289	3.921	4.571	23.601	7.405	275.5	20:44	22:44:12.862
31	2	6:21.286 <b>B</b>	40.532	2:42.383	2:58.371		4.540	33.548		276.2	20:50	22:50:34.148
32	3	2:02:04.964	...	1:46.742	2:05.491	4.153		25.565	7.903	217.7	22:52	24:52:39.112
33	3	4:25.323	41.889	1:39.722	2:03.712	3.984	4.628	25.029	7.221	254.7	22:57	24:57:04.435
34	3	4:22.345	41.202	1:40.291	2:00.852	3.938	4.552	24.563	7.181	237.9	23:01	25:01:26.780
35	3	4:22.214	40.780	1:40.723	2:00.711	3.880	4.535	23.937	7.100	263.4	23:05	25:05:48.994
36	3	4:18.494	40.393	1:38.671	1:59.430	3.848	4.517	24.103	7.078	270.0	23:10	25:10:07.488
37	3	4:48.221 <b>B</b>	41.414	1:44.058	2:22.749		4.488	26.506		250.6	23:14	25:14:55.709
38	3	14:18.786	...	1:43.806	2:00.079	4.049		24.327	6.855	267.3	23:29	25:29:14.495
39	3	4:22.065	40.540	1:39.630	2:01.895	4.655	4.584	24.471	7.334	274.1	23:33	25:33:36.560
40	3	4:21.142	40.929	1:40.850	1:59.363	3.865	4.749	23.925	7.225	235.3	23:37	25:37:57.702
41	3	4:28.393 <b>B</b>	40.606	1:38.676	2:09.111		4.519	24.528		266.0	23:42	25:42:26.095
42	2	6:40.934	2:36.843	1:51.561	2:12.530	4.269		27.945	8.346	255.9	23:49	25:49:07.029
43	2	4:38.856	46.582	1:42.895	2:09.379	4.224	4.647	25.774	8.115	262.8	23:53	25:53:45.885
44	2	4:38.602	43.381	1:43.478	2:11.743	4.211	4.617	26.404	8.446	262.1	23:58	25:58:24.487
45	2	4:51.632 <b>B</b>	43.658	1:43.864	2:24.110		4.630	26.727		250.0	00:03	26:03:16.119

63		Proton Competition Christian Ried Horst Felbermayr Jr.		Horst Felbermayr						Porsche 911 RSR (997) LM GTE Am		
1	2	5:01.371	1:26.819	1:38.872	1:55.680	3.861		22.360	7.401	234.3	22:05	5:01.371
2	2	4:05.723	38.496	1:33.862	1:53.365	3.851	4.485	21.736	7.117	287.2	22:09	9:07.094
3	2	4:05.782	38.390	1:34.780	1:52.612	3.944	4.476	21.419	7.060	284.2	22:13	13:12.876



# 24 HEURES DU MANS 2011



## 24 HEURES DU MANS

ILMC  
Qualifying

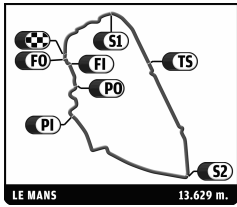
### Sector Analysis

Lap	D	Time	Sector 1	Sector 2	Sector 3	T6	T7	Porsche	Ford	T. Spd	Hour	Elapsed
4	2	4:05.154	<b>38.315</b>	1:34.201	1:52.638	3.825	4.506	21.696	6.757	282.7	22:17	17:18.030
5	2	4:26.331 <b>B</b>	38.759	1:39.173	2:08.399		4.471	22.644		275.5	22:21	21:44.361
6	3	9:55.186	6:03.283	1:44.049	2:07.854	4.117		26.717	8.433	266.7	22:31	31:39.547
7	3	4:28.866	42.554	1:41.771	2:04.541	4.309	4.602	25.308	8.541	270.0	22:36	36:08.413
8	3	4:27.462	42.364	1:40.759	2:04.339	4.198	4.647	25.136	7.689	278.4	22:40	40:35.875
9	3	4:25.739	42.083	1:40.076	2:03.580	4.196	4.625	25.270	7.547	279.8	22:45	45:01.614
10	3	4:24.058	41.692	1:39.729	2:02.637	4.080	4.608	24.764	7.878	278.4	22:49	49:25.672
11	3	4:45.259 <b>B</b>	42.610	1:39.939	2:22.710		4.564	25.554		279.1	22:54	54:10.931
12	1	12:10.965	8:25.189	1:41.521	2:04.255	3.969		25.723	7.713	257.1	23:06	1:06:21.896
13	1	4:24.203	41.709	1:39.678	2:02.816	3.930	4.525	25.300	7.682	277.6	23:10	1:10:46.099
14	1	4:22.124	40.940	1:38.512	2:02.672	3.995	4.498	26.376	7.701	282.0	23:15	1:15:08.223
15	1	4:23.653	43.416	1:38.745	2:01.492	3.904	4.524	25.602	7.602	284.2	23:19	1:19:31.876
16	1	4:19.547	40.727	1:37.643	2:01.177	3.976	4.491	23.883	7.519	282.0	23:23	1:23:51.423
17	1	4:19.113	41.547	1:37.167	2:00.399	3.956	4.508	24.392	7.670	283.5	23:28	1:28:10.536
18	1	4:18.837	40.703	1:37.761	2:00.373	3.954	4.501	23.745	7.399	280.5	23:32	1:32:29.373
19	1	19:33:12.43 <b>B</b>	40.398	1:36.994	...		4.500	25.754		280.5	19:05	21:05:41.808
20	1	7:18.784	3:35.343	1:42.423	2:01.018	4.032		23.843	7.509	276.9	19:13	21:13:00.592
21	1	4:16.484	40.629	1:38.120	1:57.735	3.935	4.562	23.190	7.296	279.8	19:17	21:17:17.076
22	1	4:15.604	40.483	1:38.561	1:56.560	3.946	4.527	22.979	7.125	279.8	19:21	21:21:32.680
23	1	4:13.177	39.917	1:37.128	1:56.132	3.997	4.526	22.524	7.183	276.2	19:25	21:25:45.857
24	1	4:13.389	39.942	1:38.146	1:55.301	3.959	4.538	22.566	6.942	277.6	19:29	21:29:59.246
25	1	4:11.944	39.530	1:36.941	1:55.473	3.904	4.537	22.575	7.002	279.1	19:34	21:34:11.190
26	1	4:10.676	39.464	1:36.055	1:55.157	3.889	4.507	22.514	6.971	281.2	19:38	21:38:21.866
27	1	4:20.835 <b>B</b>	39.352	1:36.147	2:05.336		4.500	24.557		279.8	19:42	21:42:42.701
28	1	9:30.962	5:46.417	1:40.869	2:03.676	4.064		25.485	7.878	236.3	19:52	21:52:13.663
29	1	4:33.702 <b>B</b>	41.662	1:38.805	2:13.235		4.563	24.592		279.8	19:56	21:56:47.365
30	3	6:33.723	2:55.001	1:39.762	1:58.960	4.003		24.185	7.553	251.7	20:03	22:03:21.088
31	3	4:20.258	41.193	1:38.839	2:00.226	4.099	4.547	24.431	7.465	281.2	20:07	22:07:41.346
32	3	4:17.641	40.797	1:37.813	1:59.031	4.093	4.570	23.893	7.481	279.8	20:11	22:11:58.987
33	3	4:18.687	41.173	1:37.607	1:59.907	4.140	4.565	24.117	7.676	280.5	20:16	22:16:17.674
34	3	4:16.512	41.317	1:37.198	1:57.997	3.996	4.588	23.405	7.399	280.5	20:20	22:20:34.186
35	3	4:26.106 <b>B</b>	40.359	1:37.091	2:08.656		4.535	23.599		280.5	20:25	22:25:00.292
36	2	8:40.422	5:08.331	1:38.378	1:53.713	3.771		22.437	6.818	264.1	20:33	22:33:40.714
37	2	4:09.088	38.686	1:36.441	1:53.961	3.845	4.445	21.764	6.835	262.1	20:37	22:37:49.802
38	2	<b>4:03.532</b>	38.440	1:33.999	<b>1:51.093</b>	3.715	4.476	21.124	6.594	282.0	20:41	22:41:53.334
39	2	5:05.184 <b>B</b>	42.658	1:47.342	2:35.184		4.418	23.242		251.2	20:46	22:46:58.518

64 Lotus Jetalliance		John Hartshorne										Lotus Evra	
Oskar Slingerland												LM GTE Pro	
Martin Rich													
1	2	57:24.075 <b>B</b>	...	1:59.470	2:38.061			29.919		248.3	22:57	57:24.075	
2	2	9:06.844	5:21.876	1:43.192	2:01.776	4.086		23.776	8.208	276.9	23:06	1:06:30.919	
3	2	4:20.314	40.891	1:39.643	1:59.780	4.057	4.609	23.612	7.941	278.4	23:10	1:10:51.233	
4	2	4:17.566	40.065	1:38.002	1:59.499	4.017	4.604	23.371	7.669	280.5	23:15	1:15:08.799	
5	2	4:17.379	40.540	1:38.495	1:58.344	4.100	4.569	22.865	7.464	279.8	23:19	1:19:26.178	
6	2	4:17.514	40.413	1:37.947	1:59.154	4.162	4.618	23.638	7.505	278.4	23:23	1:23:43.692	
7	2	4:24.676 <b>B</b>	40.093	1:38.024	2:06.559		4.634	23.282		279.1	23:28	1:28:08.368	
8	1	7:05.320	3:11.326	1:45.527	2:08.467	4.338		25.436	8.676	253.5	23:35	1:35:13.688	
9	1	4:35.172	43.262	1:42.464	2:09.446	4.246	4.683	26.892	8.790	277.6	23:39	1:39:48.860	
10	1	4:30.058	43.278	1:40.763	2:06.017	4.129	4.648	26.050	8.350	275.5	23:44	1:44:18.918	
11	1	4:33.707	42.955	1:40.054	2:10.698	4.351	4.601	27.450	8.960	278.4	23:48	1:48:52.625	
12	1	4:32.672	43.124	1:41.853	2:07.695	4.165	4.694	27.514	8.918	274.1	23:53	1:53:25.297	
13	1	4:32.264	42.956	1:42.743	2:06.565	4.248	4.611	26.970	8.585	275.5	23:57	1:57:57.561	
14	1	5:17.794 <b>B</b>	43.468	1:45.373	2:48.953		4.636	33.493		274.1	00:03	2:03:15.355	
15	2	19:04:29.49	...	1:46.585	2:01.719	3.978		23.893	7.745	248.8	19:07	21:07:44.848	
16	2	4:18.753	41.754	1:38.247	1:58.752	4.075	4.572	23.384	7.300	274.1	19:12	21:12:03.601	
17	2	4:44.537 <b>B</b>	41.344	1:39.522	2:23.671		4.620	27.589		270.0	19:16	21:16:48.138	
18	2	6:12.482	2:30.563	1:42.654	1:59.265	3.920		22.843	7.423	269.3	19:23	21:23:00.620	



# 24 HEURES DU MANS 2011



## 24 HEURES DU MANS

ILMC  
Qualifying

### Sector Analysis

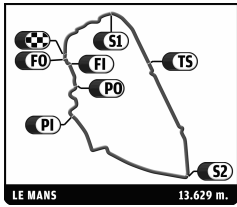
Lap	D	Time	Sector 1	Sector 2	Sector 3	T6	T7	Porsche	Ford	T. Spd	Hour	Elapsed
19	2	4:14.065	39.537	1:36.674	1:57.854	3.991	4.536	23.593	7.365	276.2	19:27	21:27:14.685
20	2	4:13.144	40.444	1:36.932	1:55.768	3.936	4.585	22.381	7.177	276.9	19:31	21:31:27.829
21	2	4:12.569	39.316	1:38.262	1:54.991	3.892	4.554	22.218	6.910	274.8	19:35	21:35:40.398
22	2	4:30.244 B	40.835	1:39.553	2:09.856	4.548	4.548	23.734	272.7	272.7	19:40	21:40:10.642
23	1	6:23.872	2:39.112	1:41.009	2:03.751	4.298		25.270	8.525	270.7	19:46	21:46:34.514
24	1	4:23.255	41.767	1:40.361	2:01.127	4.090	4.705	24.695	7.936	276.9	19:50	21:50:57.769
25	1	4:30.796	41.412	1:46.382	2:03.002	4.132	4.609	24.777	8.431	217.3	19:55	21:55:28.565
26	1	4:22.842	41.792	1:38.844	2:02.206	4.204	4.632	24.370	8.058	281.2	19:59	21:59:51.407
27	1	4:20.533	41.651	1:38.521	2:00.361	4.115	4.878	24.379	8.064	277.6	20:04	22:04:11.940
28	1	4:35.960 B	42.591	1:41.302	2:12.067	4.620		24.933		273.4	20:08	22:08:47.900
29	1	34:43.961	...	1:45.838	2:08.120	4.111		27.375	8.162	266.7	20:43	22:43:31.861
30	1	4:30.806	43.199	1:39.801	2:07.806	4.226	4.653	26.095	8.449	274.8	20:48	22:48:02.667
31	1	4:30.871	42.795	1:40.639	2:07.437	4.151	4.686	26.234	8.451	273.4	20:52	22:52:33.538
32	1	4:33.315	42.913	1:40.789	2:09.613	4.596	4.683	25.664	11.080	274.8	20:57	22:57:06.853
33	1	4:37.029	47.849	1:40.907	2:08.273	4.189	4.817	25.853	8.160	274.1	21:01	23:01:43.882
34	3	1:06:03.028	44.258	1:41.756	...	4.088	4.668	25.570	7.682	273.4	22:07	24:07:46.910
35	3	4:30.001	42.163	1:40.716	2:07.122	4.081	4.627	25.797	7.714	274.1	22:12	24:12:16.911
36	3	4:26.142	41.986	1:39.840	2:04.316	4.338	4.614	25.383	7.926	275.5	22:16	24:16:43.053
37	3	4:47.784 B	42.230	1:40.253	2:25.301	4.719		26.328		276.2	22:21	24:21:30.837
38	3	24:40.906 B	...	1:45.270	2:27.939	30.821				259.6	22:46	24:46:11.743
39	1	13:17.905	9:25.145	1:46.478	2:06.282	4.278		25.584	8.402	234.8	22:59	24:59:29.648
40	1	5:04.266 B	44.840	2:00.424	2:19.002	4.684		26.123		264.7	23:04	25:04:33.914
41	1	13:23.857	9:34.075	1:44.083	2:05.699	4.243		25.061	8.652	272.0	23:17	25:17:57.771
42	1	4:33.368	42.892	1:42.098	2:08.378	4.228	4.672	25.196	8.285	276.2	23:22	25:22:31.139
43	1	4:30.883	42.775	1:42.507	2:05.601	4.209	4.659	25.654	8.751	277.6	23:27	25:27:02.022
44	1	4:32.593	45.338	1:41.829	2:05.426	4.266	4.656	25.599	8.193	272.7	23:31	25:31:34.615
45	1	4:27.756	42.629	1:42.050	2:03.077	4.120	4.670	24.838	8.016	273.4	23:36	25:36:02.371
46	1	4:26.388	42.159	1:40.689	2:03.540	4.188	4.619	25.130	8.356	274.8	23:40	25:40:28.759
47	1	5:02.347 B	42.459	1:43.610	2:36.278	4.651		24.603		269.3	23:45	25:45:31.106

65		Lotus Jetalliance		Jonathan Hirschi		Lotus Evora						
		James Rossiter				LM GTE Pro						
		Johnny Mowlem										
1	2	7:14.585	3:32.207	1:43.473	1:58.905	3.883	23.353	7.040	258.4	22:07	7:14.585	
2	2	4:11.299	39.736	1:36.961	1:54.602	3.827	4.581	21.806	6.445	274.8	22:11	11:25.884
3	2	4:09.529	38.990	1:37.296	1:53.243	3.881	4.541	21.095	6.573	276.9	22:15	15:35.413
4	2	4:09.953	38.878	1:36.032	1:55.043	3.856	4.554	22.564	6.827	276.9	22:19	19:45.366
5	2	4:07.465	39.077	1:35.871	1:52.517	3.818	4.550	20.969	6.475	277.6	22:23	23:52.831
6	2	4:09.417	39.244	1:36.027	1:54.146	3.841	4.545	21.297	6.700	280.5	22:28	28:02.248
7	2	4:20.163 B	39.022	1:36.298	2:04.843	4.531		22.419		276.9	22:32	32:22.411
8	1	9:30.778	5:45.988	1:40.745	2:04.045	4.045		26.309	7.491	252.3	22:41	41:53.189
9	1	4:14.677	39.944	1:38.427	1:56.306	4.219	4.641	21.773	6.995	272.0	22:46	46:07.866
10	1	4:16.351	40.035	1:37.631	1:58.685	3.966	4.672	22.197	7.226	274.8	22:50	50:24.217
11	1	4:35.436 B	40.023	1:37.647	2:17.766	4.597		27.026		272.7	22:54	54:59.653
12	1	12:56.403	9:16.689	1:41.140	1:58.574	4.006		22.273	7.196	261.5	23:07	1:07:56.056
13	1	4:11.323	39.640	1:37.255	1:54.428	3.944	4.621	21.146	6.623	272.7	23:12	1:12:07.379
14	1	4:10.621	39.409	1:36.714	1:54.498	3.975	4.586	21.262	6.820	274.8	23:16	1:16:18.000
15	1	4:10.096	39.124	1:36.406	1:54.566	3.936	4.585	21.206	6.860	275.5	23:20	1:20:28.096
16	1	4:17.875 B	38.912	1:36.598	2:02.365	4.570		21.714		272.7	23:24	1:24:45.971
17	1	7:33.793	3:50.853	1:41.997	2:00.943	4.027		24.183	7.264	259.6	23:32	1:32:19.764
18	1	4:15.953	40.675	1:38.512	1:56.766	3.894	4.619	22.302	6.778	270.7	23:36	1:36:35.717
19	1	4:14.687	40.605	1:37.810	1:56.272	3.847	4.561	22.231	6.881	272.7	23:40	1:40:50.404
20	1	4:20.649	40.396	1:41.572	1:58.681	3.984	4.548	22.677	6.856	272.0	23:45	1:45:11.053
21	3	19:21:57.06 B	40.306	1:40.858	...	4.591		23.953		273.4	19:07	21:07:08.117
22	3	9:35.379 B	3:54.898	2:07.098	3:33.383	38.340				247.7	19:16	21:16:43.496

66		JMW Motorsport		Xavier Maassen		Ferrari 458 Italia	
		Rob Bell				LM GTE Pro	
		Tim Sugden					



# 24 HEURES DU MANS 2011



## 24 HEURES DU MANS

ILMC  
Qualifying

### Sector Analysis

■ Personal Best ■ Session Best B Crossing the finish line in pit lane

Lap	D	Time	Sector 1	Sector 2	Sector 3	T6	T7	Porsche	Ford	T. Spd	Hour	Elapsed
1	1	33:24.034	...	1:59.598	2:09.413	3.902		25.372	7.553	184.0	22:33	33:24.034
2	1	4:23.885B	40.228	1:38.061	2:05.596		4.514	22.428		260.2	22:37	37:47.919
3	1	27:23.238	7:32.370	1:40.065	...	3.951		22.351	7.717	239.5	23:05	1:05:11.157
4	1	4:08.997	38.715	1:35.670	1:54.612	3.729	4.521	22.193	6.726	280.5	23:09	1:09:20.154
5	1	4:06.884	38.361	1:35.037	1:53.486	3.777	4.446	21.261	7.131	279.1	23:13	1:13:27.038
6	1	4:21.165B	39.242	1:36.405	2:05.518		4.455	24.044		278.4	23:17	1:17:48.203
7	1	6:05.629	2:36.563	1:36.668	1:52.398	3.623		21.137	6.402	271.4	23:23	1:23:53.832
8	1	4:15.677B	38.550	1:34.618	2:02.509		4.400	20.928		279.8	23:28	1:28:09.509
9	3	6:10.128	2:33.087	1:39.908	1:57.133	3.929		23.323	7.002	270.7	23:34	1:34:19.637
10	3	4:12.533	39.868	1:36.831	1:55.834	3.868	4.525	22.316	7.026	282.0	23:38	1:38:32.170
11	3	4:18.722B	39.294	1:36.908	2:02.520		4.496	22.271		281.2	23:42	1:42:50.892
12	2	6:43.549	2:19.746	1:47.307	2:36.496	3.959		29.249	7.855	236.8	23:49	1:49:34.441
13	2	4:26.988	42.224	1:41.790	2:02.974	4.032	4.510	24.782	7.515	256.5	23:54	1:54:01.429
14	1	19:11:33.01	43.685	1:39.924	...	3.710	4.525	21.267	6.322	270.0	19:05	21:05:34.443
15	1	4:05.468	38.296	1:36.227	1:50.945	3.666	4.440	20.609	6.113	279.1	19:09	21:09:39.911
16	1	4:02.879	38.505	1:34.536	1:49.838	3.584	4.420	20.445	6.100	280.5	19:13	21:13:42.790
17	1	4:02.508	37.953	1:34.438	1:50.117	3.593	4.379	20.444	6.180	279.1	19:17	21:17:45.298
18	1	10:18.238	37.879	1:35.030	8:05.329	3.607	4.363	20.529	6.341	278.4	19:28	21:28:03.536
19	1	4:00.890	37.692	1:33.913	1:49.285	3.573	4.394	20.425	5.960	279.8	19:32	21:32:04.426
20	1	4:01.357	37.578	1:34.081	1:49.698	3.620	4.363	20.821	6.024	283.5	19:36	21:36:05.783
21	1	14:35.457	37.675	1:34.365	...	3.645	4.390	21.163	6.246	277.6	19:50	21:50:41.240
22	1	4:03.079	37.647	1:34.212	1:51.220	3.641	4.408	21.369	6.239	275.5	19:54	21:54:44.319
23	1	4:01.044	37.812	1:34.127	1:49.105	3.655	4.408	20.214	5.941	278.4	19:58	21:58:45.363
24	1	4:09.916B	37.654	1:34.137	1:58.125		4.408	20.708		278.4	20:02	22:02:55.279
25	3	7:37.728	4:06.313	1:37.401	1:54.014	3.794		22.001	6.796	280.5	20:10	22:10:33.007
26	3	4:06.537	38.844	1:35.175	1:52.518	3.772	4.470	21.213	6.791	280.5	20:14	22:14:39.544
27	3	4:05.954	38.746	1:35.308	1:51.900	3.752	4.454	21.154	6.554	278.4	20:18	22:18:45.498
28	3	4:07.022	38.630	1:35.295	1:53.097	3.794	4.450	21.149	6.678	277.6	20:22	22:22:52.520
29	3	4:06.073	38.743	1:35.415	1:51.915	3.752	4.468	20.986	6.607	276.9	20:26	22:26:58.593
30	3	4:13.588B	38.819	1:35.050	1:59.719		4.444	20.994		278.4	20:31	22:31:12.181
31	3	7:35.517	4:06.907	1:35.697	1:52.913	3.836		21.378	6.867	276.9	20:38	22:38:47.698
32	3	4:13.742B	38.819	1:35.905	1:59.018		4.482	21.092		279.1	20:43	22:43:01.440
33	2	7:33.836	3:57.098	1:39.108	1:57.630	3.756		22.763	7.273	262.8	20:50	22:50:35.276
34	2	4:10.657	39.543	1:36.417	1:54.697	3.825	4.448	22.152	6.692	277.6	20:54	22:54:45.933
35	2	4:08.454	39.490	1:35.969	1:52.995	3.884	4.471	21.664	6.574	280.5	20:58	22:58:54.387
36	2	4:07.068	39.073	1:35.616	1:52.379	3.809	4.495	21.475	6.457	276.2	21:03	23:03:01.455
37	1	1:03:21.302	40.403	1:37.180	...	3.609	4.460	22.756	6.371	273.4	22:06	24:06:22.757
38	1	4:03.321	38.109	1:34.667	1:50.545	3.550	4.389	20.568	6.079	276.9	22:10	24:10:26.078
39	1	4:13.390B	37.698	1:34.200	2:01.492		4.356	22.291		278.4	22:14	24:14:39.468
40	3	32:03.910	...	1:37.246	1:56.339	3.860		22.978	6.933	277.6	22:46	24:46:43.378
41	3	4:07.676	38.956	1:35.121	1:53.599	3.776	4.498	21.549	6.920	277.6	22:50	24:50:51.054
42	3	5:53.451B	38.807	1:35.089	3:39.555		4.459	44.110		278.4	22:56	24:56:44.505
43	3	10:22.907	6:51.084	1:36.834	1:54.989	3.758		21.932	6.658	278.4	23:07	25:07:07.412
44	3	4:06.955	38.555	1:34.595	1:53.805	3.760	4.441	22.053	6.568	279.8	23:11	25:11:14.367
45	3	4:17.805B	38.480	1:35.003	2:04.322		4.443	23.270		280.5	23:15	25:15:32.172
46	3	6:20.126	2:42.101	1:38.586	1:59.439	3.875		23.304	7.848	278.4	23:21	25:21:52.298
47	3	4:15.734	39.910	1:36.992	1:58.832	3.745	4.492	23.337	7.235	278.4	23:26	25:26:08.032
48	3	4:25.531B	39.678	1:36.956	2:08.897		4.419	22.712		279.1	23:30	25:30:33.563

68

Robertson Racing LLC

David Robertson  
Andrea Robertson

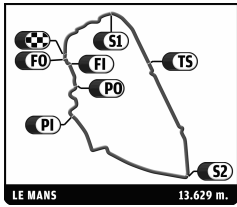
David Murry

Ford GT-Doran  
LM GTE Am

1	2	7:34.023B	3:10.053	1:54.793	2:29.177			29.179		226.4	22:07	7:34.023
2	3	20:58:27.78B	...	1:42.456	2:07.948			24.390		222.7	19:06	21:06:01.804
3	3	10:31.125	6:53.784	1:38.016	1:59.325	3.784		24.457	7.442	271.4	19:16	21:16:32.929
4	3	4:26.763B	39.263	1:39.111	2:08.389		4.449	24.040		260.2	19:20	21:20:59.692
5	3	30:30.669	...	1:37.716	1:55.440	3.768		21.975	6.893	273.4	19:51	21:51:30.361
6	3	4:08.208	38.953	1:35.275	1:53.980	3.764	4.434	21.761	6.956	278.4	19:55	21:55:38.569



# 24 HEURES DU MANS 2011



## 24 HEURES DU MANS

ILMC  
Qualifying

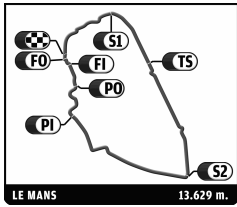
### Sector Analysis

Lap	D	Time	Sector 1	Sector 2	Sector 3	T6	T7	Porsche	Ford	T. Spd	Hour	Elapsed
7	3	4:17.658 <b>B</b>	<b>38.698</b>	1:36.240	2:02.720		4.441	22.605		277.6	19:59	21:59:56.227
8	2	6:42.765	2:51.602	1:42.538	2:08.625	4.316		27.375	8.700	273.4	20:06	22:06:38.992
9	2	4:28.152	42.755	1:41.006	2:04.391	4.231	4.627	25.787	8.347	274.1	20:11	22:11:07.144
10	2	4:29.397	42.870	1:41.070	2:05.457	4.073	4.621	26.308	8.089	268.7	20:15	22:15:36.541
11	2	4:27.957	41.775	1:40.391	2:05.791	4.140		4.528	8.506	271.4	20:20	22:20:04.498
12	2	4:38.942 <b>B</b>	42.104	1:41.813	2:15.025		4.547	26.329		263.4	20:24	22:24:43.440
13	1	6:46.374 <b>B</b>	2:38.056	1:48.161	2:20.157			25.985		250.6	20:31	22:31:29.814
14	1	5:50.355	1:58.029	1:44.528	2:07.798	4.213		26.267	8.499	266.7	20:37	22:37:20.169
15	1	4:31.116	43.624	1:43.105	2:04.387	4.328	4.670	24.985	8.427	273.4	20:41	22:41:51.285
16	1	5:00.311 <b>B</b>	43.204	1:43.806	2:33.301		4.657	25.387		271.4	20:46	22:46:51.596
17	3	1:20:18.987	...	1:38.385	1:57.168	3.847		22.435	7.197	278.4	22:07	24:07:10.583
18	3	4:11.421	39.383	1:36.711	1:55.327	3.746	4.481	22.087	7.136	278.4	22:11	24:11:22.004
19	3	4:16.943 <b>B</b>	39.153	1:35.390	2:02.400		4.432	22.025		279.1	22:15	24:15:38.947
20	2	7:40.444 <b>B</b>	3:12.335	1:49.832	2:38.277			33.378		240.0	22:23	24:23:19.391
21	2	23:56.684	...	2:00.749	2:17.524	4.396		30.106	9.417	258.4	22:47	24:47:16.075
22	2	4:41.877	46.007	1:42.747	2:13.123	4.357	4.676	29.023	8.807	258.4	22:51	24:51:57.952
23	2	4:55.241 <b>B</b>	44.539	1:45.245	2:25.457		4.621	28.987		254.7	22:56	24:56:53.193
24	1	7:58.163	3:40.627	1:55.332	2:22.204	4.592		29.571	9.448	220.0	23:04	25:04:51.356
25	1	5:06.676	48.040	2:00.936	2:17.700	4.398	4.809	28.585	9.307	260.9	23:09	25:09:58.032
26	1	4:53.939	46.657	1:50.581	2:16.701	4.414	4.676	28.626	9.160	235.3	23:14	25:14:51.971
27	1	4:49.511	45.806	1:47.096	2:16.609	4.468	4.667	28.647	9.027	233.8	23:19	25:19:41.482
28	1	4:50.062	46.688	1:47.210	2:16.164	4.397	4.685	28.201	9.022	217.7	23:24	25:24:31.544
29	1	5:21.545 <b>B</b>	46.052	2:00.037	2:35.456		4.665	29.602		272.0	23:29	25:29:53.089
30	2	7:34.366	3:24.296	1:54.039	2:16.031	4.789		28.948	9.559	221.8	23:37	25:37:27.455
31	2	4:44.236	45.709	1:45.452	2:13.075	4.416	4.741	28.430	9.191	257.1	23:42	25:42:11.691
32	2	4:37.330	44.756	1:42.732	2:09.842	4.447	4.746	27.783	9.073	269.3	23:46	25:46:49.021
33	2	4:42.169	45.397	1:45.407	2:11.365	4.262	4.645	27.093	9.201	273.4	23:51	25:51:31.190
34	2	4:36.843	44.105	1:43.391	2:09.347	4.307	4.666	26.905	8.884	269.3	23:56	25:56:08.033
35	2	4:35.365	43.763	1:43.220	2:08.382	4.307	4.612	26.903	9.044	260.2	00:00	26:00:43.398

70		Larbre Competition		Jean-Philippe Belloc		Porsche 911 RSR (997)		LM GTE Am				
		Christophe Bourret										
		Pascal Gibon										
1	3	4:46.546	1:07.599	1:42.216	1:56.731	3.822		23.255	6.928	231.8	22:04	4:46.546
2	3	4:18.885 <b>B</b>	39.152	1:34.644	2:05.089		4.448	24.605		285.7	22:09	9:05.431
3	3	5:41.033	2:01.110	1:37.902	2:02.021	3.777		25.628	7.023	221.3	22:14	14:46.464
4	3	4:12.345	38.910	1:34.455	1:58.980	3.797	4.434	26.065	7.037	285.0	22:18	18:58.809
5	3	4:04.970	38.602	1:34.559	1:51.809	3.756	4.438	21.358	6.548	285.0	22:23	23:03.779
6	3	<b>4:03.918</b>	<b>38.225</b>	<b>1:34.151</b>	<b>1:51.542</b>	3.722	4.422	21.211	6.469	285.0	22:27	27:07.697
7	3	4:26.710 <b>B</b>	40.322	1:37.814	2:08.574		4.401	24.399		279.8	22:31	31:34.407
8	2	7:45.872	3:59.050	1:41.067	2:05.755	4.289		26.174	7.721	241.6	22:39	39:20.279
9	2	4:21.892	41.307	1:38.947	2:01.638	4.132	4.675	24.458	7.688	277.6	22:43	43:42.171
10	2	4:20.904	40.998	1:38.456	2:01.450	4.268	4.676	24.581	7.701	277.6	22:48	48:03.075
11	2	4:26.716	41.809	1:42.843	2:02.064	4.433	4.643	24.645	7.656	272.7	22:52	52:29.791
12	2	5:07.514 <b>B</b>	41.468	1:47.760	2:38.286		4.701	28.206		237.9	22:57	57:37.305
13	1	9:32.510	5:32.425	1:54.592	2:05.493	4.190		25.999	7.856	251.2	23:07	1:07:09.815
14	1	4:26.942	43.285	1:39.686	2:03.971	4.094	4.606	25.081	7.642	254.7	23:11	1:11:36.757
15	1	4:33.543	41.744	1:41.235	2:10.564	4.189	4.570	26.331	7.787	265.4	23:16	1:16:10.300
16	1	4:44.928 <b>B</b>	45.160	1:43.324	2:16.444		4.602	26.671		224.1	23:20	1:20:55.228
17	1	5:28.352	1:48.587	1:40.128	1:59.637	4.121		24.311	7.354	246.6	23:26	1:26:23.580
18	1	4:14.056	40.363	1:36.331	1:57.362	3.942	4.566	23.270	7.039	282.7	23:30	1:30:37.636
19	1	4:26.098 <b>B</b>	41.522	1:36.875	2:07.701		4.506	26.444		283.5	23:35	1:35:03.734
20	2	5:50.072	2:13.282	1:38.602	1:58.188	4.047		23.519	7.146	272.0	23:40	1:40:53.806
21	2	4:14.340	40.007	1:36.334	1:57.999	4.294	4.530	23.302	7.134	267.3	23:45	1:45:08.146
22	2	4:50.113 <b>B</b>	42.289	1:39.045	2:28.779		4.605	27.684		268.0	23:49	1:49:58.259
23	3	6:40.882	2:46.489	1:41.398	2:12.995	4.015		28.825	7.539	248.8	23:56	1:56:39.141
24	3	4:54.023 <b>B</b>	41.507	1:38.113	2:34.403		4.516	31.105		282.7	00:01	2:01:33.164
25	3	19:05:53.31 <b>B</b>	...	2:06.115	2:28.769			26.696		173.1	19:07	21:07:26.480



# 24 HEURES DU MANS 2011



## 24 HEURES DU MANS

ILMC  
Qualifying

### Sector Analysis

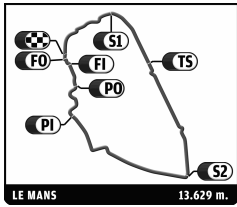
Lap	D	Time	Sector 1	Sector 2	Sector 3	T6	T7	Porsche	Ford	T. Spd	Hour	Elapsed
26	3	6:56.575	3:18.609	1:37.494	2:00.472	3.822		23.659	7.013	261.5	19:14	21:14:23.055
27	3	4:19.424 <b>B</b>	39.350	1:35.435	2:04.639		4.444	23.182		288.0	19:18	21:18:42.479
28	3	9:50.522	6:17.782	1:37.370	1:55.370	3.847		22.630	6.843	276.2	19:28	21:28:33.001
29	3	4:07.261	39.076	1:34.851	1:53.334	3.777	4.489	22.001	6.731	285.0	19:32	21:32:40.262
30	3	4:18.571 <b>B</b>	38.978	1:35.141	2:04.452		4.456	24.000		284.2	19:36	21:36:58.833
31	3	6:47.943	3:12.684	1:40.191	1:55.068	3.804		22.713	6.722	220.4	19:43	21:43:46.776
32	3	12:54.937	38.676	1:34.935	...	3.842	4.449	22.284	6.751	285.0	19:56	21:56:41.713
33	3	4:15.285 <b>B</b>	39.034	1:34.822	2:01.429		4.475	22.291		283.5	20:00	22:00:56.998
34	3	9:32.457	6:01.218	1:37.403	1:53.836	3.757		21.893	6.683	283.5	20:10	22:10:29.455
35	3	4:19.726 <b>B</b>	38.605	1:34.802	2:06.319		4.424	22.227		284.2	20:14	22:14:49.181
36	1	2:30:16.523	...	1:41.235	2:05.578	4.035		26.331	7.393	223.6	22:45	24:45:05.704
37	1	4:16.454	41.195	1:37.631	1:57.628	3.902	4.535	24.027	7.060	278.4	22:49	24:49:22.158
38	1	4:13.895	40.568	1:36.598	1:56.729	3.995	4.482	23.346	7.001	279.1	22:53	24:53:36.053
39	1	4:29.021 <b>B</b>	41.677	1:38.057	2:09.287		4.513	25.834		281.2	22:58	24:58:05.074
40	2	7:16.334	3:30.601	1:44.652	2:01.081	4.227		24.335	7.351	272.7	23:05	25:05:21.408
41	2	4:35.804 <b>B</b>	42.068	1:40.560	2:13.176		4.607	24.276		260.2	23:09	25:09:57.212
42	2	5:06.718	1:24.941	1:38.992	2:02.785	4.188		24.443	7.529	282.0	23:15	25:15:03.930
43	2	4:30.583 <b>B</b>	41.572	1:39.789	2:09.222		4.628	24.520		260.9	23:19	25:19:34.513

<b>71</b>	<b>AF Corse</b>											Ferrari 458 Italia
	Robert Kauffman	Rui Aguas										LM GTE Pro
	Michael Waltrip											

1	3	7:10.222	3:25.873	1:45.273	1:59.076	4.059		23.238	7.151	270.0	22:07	7:10.222
2	3	4:10.822	39.465	1:36.147	1:55.210	3.908	4.563	23.087	6.857	279.1	22:11	11:21.044
3	3	4:21.947 <b>B</b>	39.429	1:36.042	2:06.476		4.508	22.562		278.4	22:15	15:42.991
4	3	10:12.253	6:39.093	1:36.779	1:56.381	3.997		22.729	7.191	275.5	22:25	25:55.244
5	3	4:08.213	38.696	1:35.865	1:53.652	3.925	4.534	21.761	6.863	277.6	22:30	30:03.457
6	3	4:08.387	38.736	1:35.521	1:54.130	3.935	4.502	21.575	6.941	282.0	22:34	34:11.844
7	3	4:25.882 <b>B</b>	40.768	1:37.445	2:07.669		4.501	22.890		280.5	22:38	38:37.726
8	2	14:16.271	9:57.127	1:55.215	2:23.929	4.641		30.699	9.485	204.9	22:52	52:53.997
9	2	5:26.432 <b>B</b>	46.795	2:06.770	2:32.867		4.783	30.097		142.7	22:58	58:20.429
10	2	10:01.381	5:54.824	1:52.323	2:14.234	4.640		27.759	8.644	248.8	23:08	1:08:21.810
11	2	4:40.003	46.678	1:43.744	2:09.581	4.579	4.767	27.047	8.504	279.1	23:13	1:13:01.813
12	2	4:43.846	45.303	1:45.159	2:13.384	4.721	4.738	27.766	8.692	279.1	23:17	1:17:45.659
13	2	4:37.323	45.253	1:43.117	2:08.953	4.476	5.123	26.758	8.551	279.8	23:22	1:22:22.982
14	2	4:42.014	46.666	1:44.650	2:10.698	4.655	4.708	27.173	8.380	280.5	23:27	1:27:04.996
15	2	4:32.002	44.684	1:41.535	2:05.783	4.412	4.759	25.987	8.039	279.1	23:31	1:31:36.998
16	2	4:47.257 <b>B</b>	43.579	1:42.627	2:21.051		4.677	27.419		279.1	23:36	1:36:24.255
17	2	7:15.191	3:22.537	1:45.403	2:07.251	4.654		28.638	7.350	183.7	23:43	1:43:39.446
18	2	4:55.426	45.777	1:40.676	2:28.973	4.497	4.760	31.547	8.632	277.6	23:48	1:48:34.872
19	2	4:31.760	44.215	1:40.369	2:07.176	4.554	4.688	27.583	9.004	264.7	23:53	1:53:06.632
20	2	4:22.843	42.778	1:39.038	2:01.027	4.212	4.716	24.861	7.398	231.8	23:57	1:57:29.475
21	2	4:41.495 <b>B</b>	43.740	1:38.656	2:19.099		4.610	25.443		274.1	00:02	2:02:10.970
22	3	19:06:30.82	...	1:37.447	1:52.505	3.857		21.481	6.655	280.5	19:08	21:08:41.791
23	3	4:03.082	38.333	1:33.992	1:50.757	3.886	4.457	20.910	6.465	285.7	19:12	21:12:44.873
24	3	<b>4:02.216</b>	38.079	<b>1:33.672</b>	<b>1:50.465</b>	3.813	4.473	20.893	6.605	282.0	19:16	21:16:47.089
25	3	4:02.691	<b>37.894</b>	1:34.224	1:50.573	3.747	4.446	20.811	6.424	281.2	19:20	21:20:49.780
26	1	14:26.947	42.094	1:36.862	...	4.253	4.432	25.426	8.380	280.5	19:35	21:35:16.727
27	1	4:27.041	42.832	1:40.616	2:03.593	4.120	4.621	25.179	9.584	279.1	19:39	21:39:43.768
28	1	4:31.836	41.845	1:40.269	2:09.722	4.334	4.570	27.297	9.637	279.1	19:44	21:44:15.604
29	1	23:34.911	42.503	1:39.336	...	4.716	4.619	28.707	8.079	279.8	20:07	22:07:50.515
30	1	4:33.272	45.446	1:42.852	2:04.974	4.809	4.810	26.358	8.105	276.9	20:12	22:12:23.787
31	1	4:28.731	43.689	1:38.905	2:06.137	4.762	4.786	25.124	10.575	279.1	20:16	22:16:52.518
32	1	4:40.651 <b>B</b>	42.840	1:39.799	2:18.012		4.686	26.117		282.0	20:21	22:21:33.169
33	2	8:43.050	4:59.519	1:42.512	2:01.019	4.050		24.330	7.787	277.6	20:30	22:30:16.219
34	2	4:20.951	42.060	1:38.689	2:00.202	4.230	4.585	23.800	7.815	274.1	20:34	22:34:37.170
35	2	4:18.306	41.425	1:37.640	1:59.241	4.267	4.630	23.809	7.712	282.7	20:38	22:38:55.476
36	2	4:19.020	42.013	1:37.908	1:59.099	4.167	4.631	23.392	7.651	281.2	20:43	22:43:14.496



# 24 HEURES DU MANS 2011



## 24 HEURES DU MANS

ILMC  
Qualifying

### Sector Analysis

Lap	D	Time	Sector 1	Sector 2	Sector 3	T6	T7	Porsche	Ford	T. Spd	Hour	Elapsed
37	2	4:18.171	41.302	1:38.298	1:58.571	4.139	4.603	23.457	8.024	281.2	20:47	22:47:32.667
38	2	4:28.406B	42.498	1:37.901	2:08.007		4.588	23.280		279.1	20:52	22:52:01.073
39	3	1:14:55.799	...	1:35.951	1:54.002	3.823		21.784	6.916	280.5	22:06	24:06:56.872
40	3	4:57.817B	38.413	1:59.041	2:20.363		4.454	26.501		285.0	22:11	24:11:54.689
41	3	34:55.437B	...	1:42.421	2:13.940			25.635		235.8	22:46	24:46:50.126
42	1	7:41.379	3:31.381	1:54.900	2:15.098	4.772		29.071	9.340	203.4	22:54	24:54:31.505
43	1	4:39.619	45.431	1:43.284	2:10.904	4.399	4.833	27.034	9.370	282.0	22:59	24:59:11.124
44	1	4:38.445	45.799	1:42.286	2:10.360	4.418	4.632	27.663	8.441	279.8	23:03	25:03:49.569
45	1	4:34.312	44.556	1:41.866	2:07.890	4.201	4.677	26.728	8.452	279.1	23:08	25:08:23.881
46	1	4:32.438	43.768	1:42.366	2:06.304	4.380	4.579	25.995	8.439	281.2	23:12	25:12:56.319
47	1	4:45.166B	45.946	1:41.791	2:17.429		4.658	26.740		280.5	23:17	25:17:41.485
48	2	7:54.611	4:06.621	1:41.896	2:06.094	4.382		25.476	8.530	277.6	23:25	25:25:36.096
49	2	4:55.848B	42.849	1:39.525	2:33.474		4.668	25.978		281.2	23:30	25:30:31.944
50	2	14:11.097	...	1:40.772	2:01.982	4.122		24.606	8.159	276.2	23:44	25:44:43.041
51	2	4:25.209	42.326	1:41.299	2:01.584	4.125	4.584	24.186	8.305	277.6	23:49	25:49:08.250
52	2	4:18.744	43.506	1:37.496	1:57.742	4.073	4.566	23.148	7.211	279.1	23:53	25:53:26.994
53	2	4:35.190B	41.113	1:36.989	2:17.088		4.553	23.736		280.5	23:58	25:58:02.184

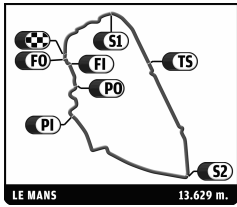
■ Personal Best ■ Session Best ■ Crossing the finish line in pit lane

73		Corvette Racing		Olivier Beretta		Chevrolet Corvette C6 ZR1						
		Antonio Garcia				LM GTE Pro						
		Tommy Milner										
1	3	4:33.655	1:04.629	1:36.151	1:52.875	3.697	21.960	6.450	266.0	22:04	4:33.655	
2	3	3:59.633	37.793	1:32.912	1:48.928	3.762	4.391	20.477	6.133	283.5	22:08	8:33.288
3	3	4:03.281	37.577	1:33.571	1:52.133	3.768	4.399	22.368	6.399	284.2	22:12	12:36.569
4	3	4:15.949B	40.107	1:35.165	2:00.677		4.391	22.358		282.7	22:16	16:52.518
5	3	7:48.312	4:18.265	1:35.848	1:54.199	3.780		22.181	6.753	257.8	22:24	24:40.830
6	3	4:13.734B	38.176	1:33.194	2:02.364		4.396	21.915		285.7	22:28	28:54.564
7	2	7:27.506	3:55.199	1:38.236	1:54.071	3.824		21.849	6.769	240.0	22:36	36:22.070
8	2	4:06.167	38.468	1:34.599	1:53.100	3.828	4.426	21.817	6.644	283.5	22:40	40:28.237
9	2	4:14.954B	38.514	1:34.333	2:02.107		4.465	21.980		282.7	22:44	44:43.191
10	2	5:48.562	2:18.147	1:35.186	1:55.229	3.805		22.113	7.207	282.7	22:50	50:31.753
11	2	4:28.804B	39.283	1:35.572	2:13.949		4.419	23.887		280.5	22:55	55:00.557
12	2	10:00.468	6:27.657	1:36.262	1:56.549	3.852		23.550	7.477	255.9	23:05	1:05:01.025
13	2	4:20.346B	38.263	1:39.075	2:03.008		4.444	22.426		283.5	23:09	1:09:21.371
14	1	6:51.115	3:20.424	1:36.369	1:54.322	3.795		21.890	6.966	276.2	23:16	1:16:12.486
15	1	4:05.901	38.964	1:34.443	1:52.494	3.778	4.405	21.640	6.797	284.2	23:20	1:20:18.387
16	1	4:13.556B	38.799	1:34.558	2:00.199		4.400	21.492		284.2	23:24	1:24:31.943
17	1	10:21.922	6:51.946	1:35.977	1:53.999	3.795		22.762	6.874	283.5	23:34	1:34:53.865
18	1	4:07.826	40.711	1:35.369	1:51.746	3.819	4.423	21.316	6.606	282.7	23:39	1:39:01.691
19	1	4:04.966	39.117	1:33.707	1:52.142	3.796	4.413	21.628	6.770	284.2	23:43	1:43:06.657
20	1	4:13.165B	38.449	1:33.966	2:00.750		4.383	21.716		284.2	23:47	1:47:19.822
21	1	6:41.776	3:05.295	1:35.571	2:00.910	3.814		26.028	7.439	248.8	23:54	1:54:01.598
22	1	4:06.998	38.660	1:34.167	1:54.171	3.765	4.420	22.590	6.587	281.2	23:58	1:58:08.596
23	1	5:08.162B	40.737	1:37.740	2:49.685		4.385	33.562		282.7	00:03	2:03:16.758
24	3	19:01:02.03	...	1:36.873	1:53.591	3.795		22.250	6.697	259.6	19:04	21:04:18.791
25	3	4:11.589	39.313	1:38.357	1:53.919	3.840	4.419	21.664	6.568	277.6	19:08	21:08:30.380
26	3	4:05.426	38.959	1:35.072	1:51.395	3.821	4.494	21.302	6.307	276.2	19:12	21:12:35.806
27	3	4:16.329B	39.025	1:36.324	2:00.980		4.413	21.925		284.2	19:16	21:16:52.135
28	3	12:49.299	9:20.985	1:35.848	1:52.466	3.752		21.643	6.492	278.4	19:29	21:29:41.434
29	3	4:03.466	38.418	1:34.003	1:51.045	3.770	4.407	21.089	6.338	282.0	19:33	21:33:44.900
30	3	4:03.133	38.207	1:33.973	1:50.953	3.848	4.431	21.120	6.237	285.0	19:37	21:37:48.033
31	3	4:22.598B	38.935	1:35.023	2:08.640		4.438	22.779		281.2	19:42	21:42:10.631
32	2	6:27.876	2:58.777	1:35.135	1:53.964	3.758		22.329	6.599	278.4	19:48	21:48:38.507
33	2	4:05.179	39.261	1:34.700	1:51.218	3.682	4.390	21.347	6.451	285.0	19:52	21:52:43.686
34	2	4:04.033	38.249	1:34.476	1:51.308	3.675	4.385	21.195	6.411	282.7	19:56	21:56:47.719
35	2	4:11.637B	38.306	1:34.270	1:59.061		4.363	21.222		284.2	20:00	22:00:59.356
36	2	10:04.417B	5:20.041	1:34.884	3:09.492			24.162		280.5	20:11	22:11:03.773
37	2	19:17.723	...	1:37.696	1:51.959	3.671		21.089	6.411	236.3	20:30	22:30:21.496





# 24 HEURES DU MANS 2011



## 24 HEURES DU MANS

ILMC  
Qualifying

### Sector Analysis

Lap	D	Time	Sector 1	Sector 2	Sector 3	T6	T7	Porsche	Ford	T. Spd	Hour	Elapsed
38	2	4:03.759	38.017	1:34.324	1:51.418	3.641	4.379	20.945	6.289	282.7	20:34	22:34:25.255
39	2	4:03.950	38.694	1:34.592	1:50.664	3.706	4.368	20.795	6.302	284.2	20:38	22:38:29.205
40	2	4:10.990 <b>B</b>	37.945	1:33.863	1:59.182		4.385	21.816		282.0	20:42	22:42:40.195
41	2	8:11.746	4:44.995	1:35.081	1:51.670	3.700		21.289	6.738	280.5	20:50	22:50:51.941
42	2	4:02.776	38.038	1:34.275	1:50.463	3.668	4.393	20.802	6.282	282.7	20:54	22:54:54.717
43	2	4:01.626	38.004	1:33.588	1:50.034	3.661	4.375	20.625	6.308	282.7	20:58	22:58:56.343
44	2	4:02.566	37.883	1:33.573	1:51.110	3.829	4.363	21.314	6.456	282.7	21:02	23:02:58.909
45	1	1:54:16.484 <b>B</b>	38.903	1:34.893	...		4.428	24.517		282.0	22:57	24:57:15.393
46	1	6:54.242 <b>B</b>	2:59.762	1:43.608	2:10.872			23.071		236.8	23:04	25:04:09.635
47	1	18:17.520	...	1:46.835	2:06.911	4.048		23.406	7.226	213.0	23:22	25:22:27.155
48	1	4:25.167	41.863	1:42.942	2:00.362	3.900	4.576	24.208	7.043	225.9	23:26	25:26:52.322
49	1	4:16.318	40.066	1:37.759	1:58.493	3.746	4.461	23.959	6.798	276.9	23:31	25:31:08.640
50	1	4:08.967	38.892	1:37.485	1:52.590	3.769	4.390	21.448	6.632	223.6	23:35	25:35:17.607
51	1	4:04.967	38.573	1:34.406	1:51.988	3.778	4.404	21.454	6.626	282.7	23:39	25:39:22.574
52	1	4:12.042 <b>B</b>	38.516	1:33.723	1:59.803		4.395	21.365		282.7	23:43	25:43:34.616
53	1	6:52.688	3:26.516	1:34.284	1:51.888	3.803		21.126	6.680	282.0	23:50	25:50:27.304
54	1	4:03.800	38.374	1:33.721	1:51.705	3.832	4.422	21.173	6.650	282.0	23:54	25:54:31.104
55	1	4:05.762	38.323	1:33.414	1:54.025	3.725	4.416	21.454	6.719	284.2	23:58	25:58:36.866
56	1	4:10.480	38.193	1:35.925	1:56.362	3.789	4.400	24.154	6.957	283.5	00:02	26:02:47.346

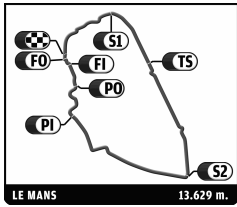
■ Personal Best ■ Session Best ■ B Crossing the finish line in pit lane

<b>74</b>	<b>Corvette Racing</b>			Richard Westbrook								Chevrolet Corvette C6 ZR1
	Oliver Gavin											LM GTE Pro
	Jan Magnussen											

1	2	5:34.580	2:04.297	1:38.176	1:52.107	3.723		21.389	6.592	262.8	22:05	5:34.580
2	2	<b>3:59.519</b>	<b>37.543</b>	1:32.914	<b>1:49.062</b>	3.708	4.399	20.401	6.397	283.5	22:09	9:34.099
3	2	4:00.196	37.565	<b>1:32.908</b>	1:49.723	3.696	4.373	20.709	6.584	279.1	22:13	13:34.295
4	2	4:11.489 <b>B</b>	38.081	1:33.941	1:59.467		4.380	21.941		282.7	22:17	17:45.784
5	2	9:56.759	6:29.291	1:34.860	1:52.608	3.774		21.875	6.613	281.2	22:27	27:42.543
6	2	4:05.082	38.480	1:34.169	1:52.433	3.777	4.419	21.788	6.733	281.2	22:31	31:47.625
7	2	4:07.292	38.315	1:35.055	1:53.922	3.884	4.410	22.293	6.786	284.2	22:35	35:54.917
8	2	4:14.695 <b>B</b>	39.100	1:34.864	2:00.731		4.450	22.404		282.7	22:40	40:09.612
9	3	6:32.424	3:01.903	1:37.792	1:52.729	3.748		22.037	6.511	256.5	22:46	46:42.036
10	3	4:07.027	38.944	1:34.286	1:53.797	3.732	4.406	22.523	6.901	277.6	22:50	50:49.063
11	3	4:34.002 <b>B</b>	38.818	1:37.470	2:17.714		4.398	25.589		285.7	22:55	55:23.065
12	3	10:14.887	6:44.831	1:36.010	1:54.046	3.713		21.857	6.472	282.7	23:05	1:05:37.952
13	3	4:06.317	38.628	1:35.111	1:52.578	3.724	4.407	21.583	6.608	278.4	23:09	1:09:44.269
14	3	4:06.383	38.349	1:35.005	1:53.029	3.734	4.402	21.501	6.495	281.2	23:13	1:13:50.652
15	1	13:03.555	38.565	1:35.163	...	3.782	4.410	21.830	6.575	283.5	23:26	1:26:54.207
16	1	4:03.231	38.123	1:34.185	1:50.923	3.681	4.438	20.941	6.558	288.8	23:30	1:30:57.438
17	1	4:02.879	37.983	1:33.203	1:51.693	3.669	4.399	20.909	6.418	286.5	23:35	1:35:00.317
18	1	4:10.679 <b>B</b>	38.217	1:33.688	1:58.774		4.380	20.903		291.9	23:39	1:39:10.996
19	1	10:45.542	7:07.651	1:37.566	2:00.325	3.817		26.009	6.688	284.2	23:49	1:49:56.538
20	1	4:07.323	38.309	1:34.556	1:54.458	3.849	4.448	22.603	7.313	278.4	23:54	1:54:03.861
21	1	4:07.199	39.753	1:33.940	1:53.506	3.777	4.400	21.677	8.489	278.4	23:58	1:58:11.060
22	1	5:06.867 <b>B</b>	39.316	1:37.363	2:50.188		4.420	33.237		286.5	00:03	2:03:17.927
23	3	19:02:06.91	...	1:36.135	1:54.028	3.887		21.014	8.135	277.6	19:05	21:05:24.841
24	3	4:02.538	38.207	1:33.448	1:50.883	3.832	4.452	20.457	7.276	279.1	19:09	21:09:27.379
25	3	4:00.926	37.925	1:33.328	1:49.673	3.823	4.441	20.526	6.447	285.0	19:13	21:13:28.305
26	3	4:11.031 <b>B</b>	37.916	1:33.822	1:59.293		4.444	21.268		279.8	19:17	21:17:39.336
27	1	11:11.941	7:46.992	1:34.522	1:50.427	3.675		20.839	6.472	289.5	19:28	21:28:51.277
28	1	4:00.837	37.909	1:33.544	1:49.384	3.694	4.393	20.423	6.256	291.1	19:32	21:32:52.114
29	1	4:01.223	38.059	1:33.684	1:49.480	3.731	4.403	20.389	6.357	281.2	19:36	21:36:53.337
30	1	4:00.087	37.789	1:33.153	1:49.145	3.733	4.409	20.290	6.422	285.0	19:40	21:40:53.424
31	1	4:09.350 <b>B</b>	38.076	1:32.970	1:58.304		4.392	21.169		288.8	19:45	21:45:02.774
32	3	6:25.516	2:59.517	1:34.499	1:51.500	3.681		21.324	6.520	283.5	19:51	21:51:28.290
33	3	4:04.177	38.690	1:34.353	1:51.134	3.747	4.392	21.003	6.467	275.5	19:55	21:55:32.467
34	3	4:03.664	38.343	1:34.318	1:51.003	3.690	4.412	20.846	6.397	281.2	19:59	21:59:36.131
35	3	12:33.098	38.181	1:34.607	...	3.688	4.372	21.294	6.531	270.7	20:12	22:12:09.229



# 24 HEURES DU MANS 2011



## 24 HEURES DU MANS

ILMC  
Qualifying

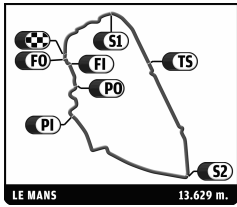
### Sector Analysis

Lap	D	Time	Sector 1	Sector 2	Sector 3	T6	T7	Porsche	Ford	T. Spd	Hour	Elapsed
36	3	4:08.395	38.344	1:34.157	1:55.894	3.838	4.386	23.575	7.807	279.1	20:16	22:16:17.624
37	3	4:04.260	38.304	1:34.063	1:51.893	3.649	4.450	21.290	6.375	281.2	20:20	22:20:21.884
38	3	4:23.317 <b>B</b>	38.519	1:34.301	2:10.497		4.374	24.721		274.8	20:24	22:24:45.201
39	2	7:40.035	4:07.189	1:37.462	1:55.384	3.820		21.165	6.990	265.4	20:32	22:32:25.236
40	2	4:01.036	38.150	1:33.394	1:49.492	3.712	4.441	20.577	6.440	282.7	20:36	22:36:26.272
41	2	4:00.857	37.799	1:33.247	1:49.811	3.797	4.400	20.817	6.528	276.2	20:40	22:40:27.129
42	2	4:00.780	38.043	1:32.941	1:49.796	3.821	4.409	20.893	6.347	285.0	20:44	22:44:27.909
43	2	4:18.857 <b>B</b>	38.365	1:36.970	2:03.522		4.421	22.399		244.3	20:48	22:48:46.766
44	2	1:23:11.596	...	1:39.627	1:51.357	3.780		21.174	6.602	264.1	22:11	24:11:58.362
45	2	4:00.535	37.825	1:33.278	1:49.432	3.740	4.426	20.539	6.461	279.1	22:15	24:15:58.897
46	2	4:22.403 <b>B</b>	37.679	1:34.645	2:10.079		4.410	25.923		282.7	22:20	24:20:21.300
47	1	35:46.398	...	1:37.568	1:55.668	3.824		23.397	6.815	274.1	22:56	24:56:07.698
48	1	4:06.110	38.547	1:35.273	1:52.290	3.706	4.458	21.483	6.673	277.6	23:00	25:00:13.808
49	1	4:04.917	38.126	1:33.727	1:53.064	3.762	4.410	22.724	6.651	282.7	23:04	25:04:18.725
50	1	4:02.037	37.955	1:33.789	1:50.293	3.645	4.418	20.713	6.445	288.0	23:08	25:08:20.762
51	1	4:02.376	37.814	1:33.608	1:50.954	3.702	4.388	21.004	6.379	282.0	23:12	25:12:23.138
52	1	4:01.640	37.918	1:33.298	1:50.424	3.667	4.402	20.744	6.354	282.7	23:16	25:16:24.778
53	1	4:08.827 <b>B</b>	38.004	1:33.305	1:57.518		4.392	21.203		282.7	23:20	25:20:33.605
54	2	5:18.246	1:49.374	1:35.165	1:53.707	3.800		21.967	6.861	283.5	23:25	25:25:51.851
55	2	4:04.841	38.306	1:34.042	1:52.493	3.799	4.442	22.418	6.590	282.7	23:29	25:29:56.692
56	2	4:03.092	38.092	1:34.138	1:50.862	3.783	4.438	21.067	6.471	287.2	23:33	25:33:59.784
57	2	4:14.641 <b>B</b>	38.131	1:33.958	2:02.552		4.438	24.051		274.8	23:38	25:38:14.425
58	2	15:19.077	...	1:36.421	1:56.137	3.860		21.876	6.779	285.7	23:53	25:53:33.502
59	2	4:11.885	38.447	1:34.191	1:59.247	3.813	4.453	21.861	6.738	287.2	23:57	25:57:45.387
60	2	4:06.695	38.746	1:34.610	1:53.339	3.893	4.445	21.979	6.895	276.9	00:01	26:01:52.082

75		Prospeed Competition		Jaap Van Lagen		Porsche 911 RSR (997)						
		Marc Goossens				LM GTE Pro						
		Marco Holzer										
1	2	4:33.233 <b>B</b>	53.976	1:36.981	2:02.276			22.493		266.7	22:04	4:33.233
2	2	5:19.211	1:47.940	1:38.704	1:52.567	3.802		21.404	6.554	250.0	22:09	9:52.444
3	2	4:00.526	38.094	1:32.900	1:49.532	3.769	4.415	20.470	6.444	285.7	22:13	13:52.970
4	2	3:59.962	38.012	1:33.040	1:48.910	3.666	4.409	20.476	6.399	284.2	22:17	17:52.932
5	2	4:00.960	37.812	1:33.009	1:50.139	4.057	4.370	20.643	6.386	284.2	22:21	21:53.892
6	2	4:18.953 <b>B</b>	39.739	1:35.425	2:03.789		4.515	22.466		278.4	22:26	26:12.845
7	3	7:40.484	4:00.703	1:40.783	1:58.998	3.874		23.170	7.450	259.6	22:33	33:53.329
8	3	4:23.531	47.587	1:37.190	1:58.754	3.822	4.461	24.653	7.099	251.7	22:38	38:16.860
9	3	4:08.852	39.200	1:35.187	1:54.465	3.858	4.434	22.375	6.839	286.5	22:42	42:25.712
10	3	4:08.773	39.306	1:35.375	1:54.092	3.807	4.444	22.323	6.940	285.7	22:46	46:34.485
11	3	4:11.723	39.220	1:35.117	1:57.386	3.845	4.432	23.762	7.809	285.0	22:50	50:46.208
12	3	4:24.974 <b>B</b>	40.040	1:35.150	2:09.784		4.433	25.205		287.2	22:55	55:11.182
13	3	15:32.750	...	1:40.871	1:58.370	3.993		24.122	7.369	282.7	23:10	1:10:43.932
14	3	4:08.194	39.362	1:34.677	1:54.155	3.740	4.490	22.608	6.814	285.7	23:14	1:14:52.126
15	3	4:08.205	39.453	1:35.022	1:53.730	3.834	4.398	22.550	6.789	285.7	23:19	1:19:00.331
16	3	4:09.148	38.708	1:34.990	1:55.450	3.789	4.428	23.125	7.144	283.5	23:23	1:23:09.479
17	3	4:08.898	38.945	1:34.234	1:55.719	3.832	4.410	22.426	6.893	283.5	23:27	1:27:18.377
18	2	11:22.560 <b>B</b>	39.103	1:34.951	9:08.506		4.426	22.069		284.2	23:38	1:38:40.937
19	2	7:12.493	3:37.036	1:36.089	1:59.368	3.751		24.598	6.880	241.1	23:45	1:45:53.430
20	2	4:08.048	38.006	1:33.608	1:56.434	3.785	4.402	24.185	7.249	284.2	23:50	1:50:01.478
21	2	4:02.560	38.038	1:33.024	1:51.498	3.771	4.408	21.101	7.268	286.5	23:54	1:54:04.038
22	2	4:30.635	43.488	1:43.512	2:03.635	3.714	4.451	22.837	6.803	198.2	23:58	1:58:34.673
23	2	4:49.917 <b>B</b>	37.919	1:38.158	2:33.840		4.388	29.387		254.7	00:03	2:03:24.590
24	1	19:01:22.62	...	1:41.995	1:56.950	3.773		23.660	6.991	181.2	19:04	21:04:47.217
25	1	4:29.137 <b>B</b>	40.596	1:38.892	2:09.649		4.434	23.479		250.0	19:09	21:09:16.354
26	1	11:19.808	7:50.770	1:35.565	1:53.473	3.765		21.787	6.773	284.2	19:20	21:20:36.162
27	1	4:07.503	39.120	1:35.127	1:53.256	3.863	4.437	21.420	7.308	284.2	19:24	21:24:43.665
28	1	4:05.411	38.991	1:34.433	1:51.987	3.791	4.446	21.327	6.676	284.2	19:28	21:28:49.076
29	1	4:13.101 <b>B</b>	39.247	1:35.283	1:58.571		4.445	21.182		272.7	19:33	21:33:02.177



# 24 HEURES DU MANS 2011



## 24 HEURES DU MANS

ILMC  
Qualifying

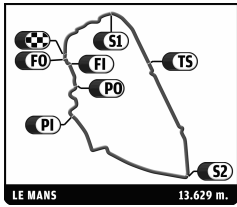
### Sector Analysis

Lap	D	Time	Sector 1	Sector 2	Sector 3	T6	T7	Porsche	Ford	T. Spd	Hour	Elapsed
30	1	7:40.866	4:13.464	1:35.142	1:52.260	3.762		21.398	6.708	285.7	19:40	21:40:43.043
31	1	4:04.413	38.611	1:34.123	1:51.679	3.743	4.429	21.212	6.688	284.2	19:44	21:44:47.456
32	1	4:03.521	38.529	1:33.742	1:51.250	3.724	4.410	21.238	6.704	284.2	19:48	21:48:50.977
33	1	4:25.097 <b>B</b>	39.354	1:36.532	2:09.211		4.392	24.363		269.3	19:53	21:53:16.074
34	1	5:48.808	2:21.190	1:35.550	1:52.068	3.804		21.297	6.693	278.4	19:59	21:59:04.882
35	1	4:05.870	38.927	1:35.501	1:51.442	3.715	4.458	21.012	6.720	257.8	20:03	22:03:10.752
36	1	4:11.997 <b>B</b>	38.505	1:33.761	1:59.731		4.402	21.735		285.7	20:07	22:07:22.749
37	3	10:12.334	6:42.536	1:37.227	1:52.571	3.876		21.649	6.532	279.1	20:17	22:17:35.083
38	3	4:06.047	38.875	1:34.597	1:52.575	3.804	4.486	21.416	6.520	283.5	20:21	22:21:41.130
39	3	4:06.033	38.544	1:35.120	1:52.369	3.743	4.451	21.600	6.503	284.2	20:25	22:25:47.163
40	3	4:09.881	38.428	1:37.925	1:53.528	3.842	4.422	21.674	6.797	283.5	20:29	22:29:57.044
41	3	8:28.174 <b>B</b>	38.882	1:35.093	6:14.199		4.468	1:18.983		282.0	20:38	22:38:25.218
42	3	20:09.514	...	1:36.925	1:54.212	3.800		21.435	6.902	275.5	20:58	22:58:34.732
43	3	4:04.015	38.274	1:34.328	1:51.413	3.834	4.451	21.265	6.416	284.2	21:02	23:02:38.747
44	1	1:02:31.407	38.152	1:34.107	...	3.925	4.455	22.215	7.166	281.2	22:05	24:05:10.154
45	1	4:05.988	39.098	1:34.658	1:52.232	3.741	4.510	21.407	6.701	282.7	22:09	24:09:16.142
46	1	4:05.595	38.714	1:34.413	1:52.468	3.746	4.431	21.572	6.698	282.7	22:13	24:13:21.737
47	1	4:05.875	38.811	1:34.333	1:52.731	3.823	4.437	21.961	6.698	284.2	22:17	24:17:27.612
48	1	4:38.857 <b>B</b>	38.870	1:36.020	2:23.967		4.468	27.154		283.5	22:22	24:22:06.469
49	1	23:56.157	...	1:37.568	1:57.388	3.812		23.643	7.024	274.8	22:46	24:46:02.626
50	1	4:18.438 <b>B</b>	39.214	1:35.584	2:03.640		4.455	22.411		282.0	22:50	24:50:21.064
51	2	8:32.327	4:52.393	1:45.180	1:54.754	3.813		21.826	6.477	263.4	22:58	24:58:53.391
52	2	4:07.688	38.706	1:34.379	1:54.603	3.739	4.437	22.465	7.273	283.5	23:03	25:03:01.079
53	2	4:04.647	38.852	1:34.395	1:51.400	3.720	4.397	21.319	6.326	282.7	23:07	25:07:05.726
54	2	4:05.564	37.993	1:34.093	1:53.478	3.728	4.402	22.280	6.920	279.8	23:11	25:11:11.290
55	2	4:14.969 <b>B</b>	38.318	1:35.575	2:01.076		4.400	21.784		271.4	23:15	25:15:26.259
56	1	6:41.929	3:08.498	1:37.170	1:56.261	3.859		22.500	6.784	277.6	23:22	25:22:08.188
57	1	4:06.833	39.079	1:34.672	1:53.082	3.753	4.458	21.769	6.651	288.0	23:26	25:26:15.021
58	1	4:05.785	38.681	1:34.297	1:52.807	3.727	4.420	21.558	6.697	285.7	23:30	25:30:20.806
59	1	4:04.361	38.713	1:34.041	1:51.607	3.746	4.414	21.306	6.619	283.5	23:34	25:34:25.167
60	1	4:04.143	38.704	1:34.143	1:51.296	3.699	4.420	21.214	6.297	279.1	23:38	25:38:29.310
61	1	4:06.658	38.487	1:34.879	1:53.292	3.699	4.399	21.767	6.708	281.2	23:42	25:42:35.968
62	1	4:05.889	38.649	1:34.478	1:52.762	3.695	4.404	22.344	6.629	281.2	23:46	25:46:41.857
63	1	4:06.028	38.770	1:35.416	1:51.842	3.683	4.394	21.381	6.638	283.5	23:50	25:50:47.885
64	1	4:14.989 <b>B</b>	38.736	1:35.419	2:00.834		4.382	22.119		283.5	23:55	25:55:02.874

76		Imsa Performance Matmut		Porsche 911 RSR (997)								
Patrick Pilet		Nicolas Armindo		LM GTE Pro								
Raymond Narac												
1	2	21:22:23.31 <b>B</b>	...	1:54.859	2:13.746	24.430	172.2	19:22	21:22:23.311			
2	2	8:30.934	4:55.506	1:38.319	1:57.109	3.815	22.369	7.259	253.5	19:30	21:30:54.245	
3	2	4:20.278 <b>B</b>	39.449	1:36.641	2:04.188		4.486	22.180		283.5	19:35	21:35:14.523
4	1	5:33.065	1:58.786	1:38.516	1:55.763	3.719		23.004	6.927	259.0	19:40	21:40:47.588
5	1	4:06.438	38.880	1:35.467	1:52.091	3.683	4.440	21.741	6.232	281.2	19:44	21:44:54.026
6	1	4:17.602 <b>B</b>	38.413	1:35.488	2:03.701		4.417	22.511		281.2	19:49	21:49:11.628
7	1	7:16.414 <b>B</b>	3:38.148	1:36.956	2:01.310			22.191		273.4	19:56	21:56:28.042
8	1	12:53.387 <b>B</b>	5:09.065	1:35.879	6:08.443			1:35.223		278.4	20:09	22:09:21.429
9	3	12:05.672	8:35.708	1:36.249	1:53.715	3.846		21.537	6.640	280.5	20:21	22:21:27.101
10	3	4:09.635	39.052	1:36.135	1:54.448	3.867	4.502	21.782	6.990	279.8	20:25	22:25:36.736
11	3	4:19.568 <b>B</b>	38.940	1:37.613	2:03.015		4.508	22.048		282.7	20:29	22:29:56.304
12	3	7:28.329	4:00.743	1:35.162	1:52.424	3.808		21.527	6.669	285.7	20:37	22:37:24.633
13	3	4:14.047	38.998	1:41.768	1:53.281	3.857	4.479	21.607	6.633	282.7	20:41	22:41:38.680
14	3	4:13.201 <b>B</b>	38.834	1:35.043	1:59.324		4.496	21.154		282.7	20:45	22:45:51.881
15	2	7:23.619	3:51.230	1:36.054	1:56.335	3.775		23.788	7.028	281.2	20:53	22:53:15.500
16	2	4:07.830	39.120	1:35.022	1:53.688	3.909	4.456	21.915	6.747	283.5	20:57	22:57:23.330
17	2	4:09.830	39.010	1:36.094	1:54.726	3.854	4.496	22.396	6.761	282.0	21:01	23:01:33.160
18	3	1:05:38.404	41.365	1:35.391	...	3.922	4.470	22.652	7.656	282.7	22:07	24:07:11.564
19	3	4:12.110	39.279	1:37.027	1:55.804	3.819	4.510	23.077	6.967	241.6	22:11	24:11:23.674



# 24 HEURES DU MANS 2011



## 24 HEURES DU MANS

ILMC  
Qualifying

### Sector Analysis

Lap	D	Time	Sector 1	Sector 2	Sector 3	T6	T7	Porsche	Ford	T. Spd	Hour	Elapsed
20	3	4:16.596 <b>B</b>	39.797	1:34.294	2:02.505		4.482	21.876		288.0	22:15	24:15:40.270
21	2	7:33.386 <b>B</b>	2:46.598	1:54.377	2:52.411			32.748		283.5	22:23	24:23:13.656
22	2	23:38.599	...	1:39.953	2:10.977	3.982		26.857	7.432	272.7	22:46	24:46:52.255
23	2	4:17.034	40.770	1:36.808	1:59.456	3.911	4.524	25.713	7.056	282.0	22:51	24:51:09.289
24	2	4:31.583 <b>B</b>	39.969	1:37.077	2:14.537		4.484	24.722		283.5	22:55	24:55:40.872
25	1	11:01.946	7:28.164	1:36.606	1:57.176	3.726		23.480	7.107	280.5	23:06	25:06:42.818
26	1	4:07.375	38.678	1:35.458	1:53.239	3.718	4.427	22.105	6.522	285.0	23:10	25:10:50.193
27	1	4:16.981 <b>B</b>	38.492	1:35.638	2:02.851		4.422	22.348		285.7	23:15	25:15:07.174
28	1	5:14.501	1:48.146	1:35.111	1:51.244	3.622		21.163	6.499	282.0	23:20	25:20:21.675
29	1	<b>4:02.548</b>	38.033	1:34.107	<b>1:50.408</b>	3.639	4.381	21.047	5.976	282.7	23:24	25:24:24.223
30	1	4:13.593 <b>B</b>	<b>37.993</b>	<b>1:33.927</b>	2:01.673		4.381	21.692		283.5	23:28	25:28:37.816
31	3	6:53.797	3:18.545	1:36.730	1:58.522	3.882		24.003	7.164	279.1	23:35	25:35:31.613
32	3	4:07.973	39.200	1:34.689	1:54.084	3.853	4.497	22.251	6.703	283.5	23:39	25:39:39.586
33	3	4:05.913	38.505	1:34.680	1:52.728	3.786	4.470	21.922	6.595	285.7	23:43	25:43:45.499
34	3	4:17.670	38.646			3.812	4.458	22.658	6.944	286.5	23:48	25:48:03.169
35	3	4:19.474 <b>B</b>	38.927	1:35.393	2:05.154		4.461	23.521		247.1	23:52	25:52:22.643

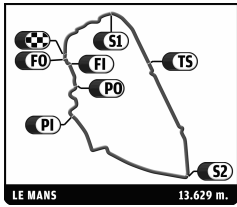
■ Personal Best ■ Session Best ■ Crossing the finish line in pit lane

<b>77</b>	<b>Team Felbermayr-Proton</b>	Porsche 911 RSR (997)									
	Marc Lieb	LM GTE Pro									
	Richard Lietz	Wolf Henzler									

1	1	4:57.735	1:15.960	1:45.366	1:56.409	3.658		22.695	6.661	199.3	22:04	4:57.735
2	1	4:00.006	37.896	1:32.867	1:49.243	3.679	4.374	20.838	6.273	291.1	22:08	8:57.741
3	1	3:59.998	37.728	<b>1:32.551</b>	1:49.719	3.723	4.367	21.008	6.334	291.9	22:12	12:57.739
4	1	4:00.179	37.790	1:32.873	1:49.516	3.716	4.382	20.847	6.500	291.1	22:16	16:57.918
5	1	4:12.705 <b>B</b>	38.595	1:34.669	1:59.441		4.388	21.786		285.7	22:21	21:10.623
6	2	8:41.545	5:07.185	1:37.817	1:56.543	3.762		23.257	7.202	282.0	22:29	29:52.168
7	2	4:15.875	40.975	1:36.398	1:58.502	3.737	4.423	22.011	7.587	285.0	22:34	34:08.043
8	2	4:07.327	38.170	1:33.440	1:55.717	3.745	4.411	23.832	6.825	288.0	22:38	38:15.370
9	2	4:06.967	37.946	1:33.285	1:55.736	3.742	4.407	23.540	6.710	287.2	22:42	42:22.337
10	2	4:27.733 <b>B</b>	42.070	1:39.913	2:05.750		4.410	22.953		256.5	22:46	46:50.070
11	3	18:12.392	...	1:38.779	1:56.348	3.733		24.178	6.795	252.3	23:05	1:05:02.462
12	3	4:07.867	39.595	1:35.763	1:52.509	3.711	4.401	21.560	6.656	274.8	23:09	1:09:10.329
13	3	4:05.032	38.429	1:34.101	1:52.502	3.732	4.397	21.811	6.517	287.2	23:13	1:13:15.361
14	3	4:03.006	38.044	1:33.683	1:51.279	3.757	4.399	21.199	6.611	288.8	23:17	1:17:18.367
15	3	4:15.794 <b>B</b>	38.663	1:34.358	2:02.773		4.406	22.757		285.7	23:21	1:21:34.161
16	3	10:50.113	7:21.539	1:35.004	1:53.570	3.810		22.165	6.726	285.0	23:32	1:32:24.274
17	3	4:04.580	38.399	1:34.575	1:51.606	3.825	4.436	21.282	6.528	288.0	23:36	1:36:28.854
18	3	4:03.398	38.287	1:34.255	1:50.856	3.695	4.435	20.986	6.458	284.2	23:40	1:40:32.252
19	3	19:24:43.01	39.634	1:37.275	...	3.712	4.376	21.800	6.532	254.1	19:05	21:05:15.270
20	3	4:04.994	38.898	1:35.483	1:50.613	3.742	4.394	20.861	6.424	254.7	19:09	21:09:20.264
21	3	4:01.139	38.308	1:33.487	1:49.344	3.663	4.404	20.726	6.209	287.2	19:13	21:13:21.403
22	3	4:00.926	37.863	1:33.335	1:49.728	3.672	4.364	20.716	6.250	289.5	19:17	21:17:22.329
23	3	4:12.890 <b>B</b>	38.535	1:34.050	2:00.305		4.360	21.671		288.0	19:21	21:21:35.219
24	2	15:27.900	...	1:36.037	1:52.811	3.738		22.143	6.769	282.7	19:37	21:37:03.119
25	2	4:05.354	39.594	1:34.214	1:51.546	3.754	4.422	21.099	6.737	287.2	19:41	21:41:08.473
26	2	4:01.204	37.932	1:33.111	1:50.161	3.702	4.407	20.980	6.450	288.0	19:45	21:45:09.677
27	2	4:04.263	39.354	1:33.970	1:50.939	3.762	4.371	21.471	6.393	288.8	19:49	21:49:13.940
28	2	4:00.901	37.815	1:33.476	1:49.610	3.742	4.408	20.821	6.326	285.7	19:53	21:53:14.841
29	2	4:10.496 <b>B</b>	38.247	1:33.317	1:58.932		4.398	21.540		285.0	19:57	21:57:25.337
30	1	12:14.078	8:47.055	1:36.629	1:50.394	3.711		20.940	6.423	278.4	20:09	22:09:39.415
31	1	4:01.303	38.692	1:33.092	1:49.519	3.693	4.388	20.630	6.442	286.5	20:13	22:13:40.718
32	1	4:00.774	37.952	1:32.807	1:50.015	3.687	4.382	20.700	6.310	288.8	20:17	22:17:41.492
33	1	4:00.741	37.957	1:33.080	1:49.704	3.671	4.375	20.820	6.302	287.2	20:21	22:21:42.233
34	1	<b>3:59.662</b>	37.868	1:32.662	1:49.132	3.682	4.364	20.640	6.249	290.3	20:25	22:25:41.895
35	1	4:12.634 <b>B</b>	38.375	1:33.649	2:00.610		4.366	21.050		288.8	20:29	22:29:54.529
36	1	14:33.750	...	1:32.955	<b>1:48.771</b>	3.665		20.600	6.302	290.3	20:44	22:44:28.279
37	1	4:02.524	38.286	1:33.898	1:50.340	3.647	4.352	20.610	7.215	287.2	20:48	22:48:30.803
38	1	4:08.779	40.573	1:36.848	1:51.358	3.692	4.366	20.866	7.076	259.0	20:52	22:52:39.582



# 24 HEURES DU MANS 2011



## 24 HEURES DU MANS

ILMC  
Qualifying

### Sector Analysis

■ Personal Best ■ Session Best B Crossing the finish line in pit lane

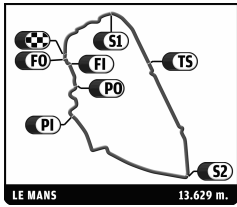
Lap	D	Time	Sector 1	Sector 2	Sector 3	T6	T7	Porsche	Ford	T. Spd	Hour	Elapsed
39	1	4:01.103	37.925	1:33.151	1:50.027	3.694	4.379	20.659	6.863	288.0	20:56	22:56:40.685
40	1	4:06.884 B	37.714	1:32.896	1:56.274		4.382	20.544		288.0	21:00	23:00:47.569
41	3	2:06:58.364 B	...	2:01.106	2:20.962			24.963		178.5	23:07	25:07:45.933
42	3	8:04.375	4:26.524	1:41.256	1:56.595	3.781		22.259	6.988	248.3	23:15	25:15:50.308
43	3	4:07.568	39.170	1:35.755	1:52.643	3.691	4.435	21.450	6.612	279.8	23:19	25:19:57.876
44	3	4:06.917	38.198	1:36.515	1:52.204	3.714	4.402	21.128	6.446	285.0	23:24	25:24:04.793
45	3	4:10.309 B	38.082	1:34.466	1:57.761		4.402	21.223		285.7	23:28	25:28:15.102
46	1	7:23.603	3:56.820	1:35.185	1:51.598	3.808		21.272	6.545	285.7	23:35	25:35:38.705
47	1	4:11.427 B	38.578	1:33.384	1:59.465		4.428	21.242		290.3	23:39	25:39:50.132

<b>79</b>	<b>Jota</b>	Aston Martin Vantage									
	Simon Dolan	LM GTE Pro									
	Sam Hancock	Chris Buncombe									

1	2	4:41.866 B	1:03.284	1:36.747	2:01.835			22.634		250.6	22:04	4:41.866
2	2	5:53.625	2:21.220	1:37.865	1:54.540	3.660		21.811	6.753	260.2	22:10	10:35.491
3	2	4:02.731	38.160	1:34.136	1:50.435	3.625	4.351	20.874	6.257	279.1	22:14	14:38.222
4	2	4:03.713	37.909	1:33.824	1:51.980	3.649	4.342	21.841	6.454	276.9	22:18	18:41.935
5	2	4:00.747	37.530	1:33.864	1:49.353	3.630	4.352	20.426	6.068	274.8	22:22	22:42.682
6	2	4:13.483	38.086	1:36.968	1:58.429	3.724	4.341	23.748	6.643	276.9	22:26	26:56.165
7	2	4:02.545	38.132	1:33.991	1:50.422	4.356	4.361	20.446	6.205	275.5	22:30	30:58.710
8	2	4:19.488 B	39.748	1:36.145	2:03.595		4.684	21.753		275.5	22:35	35:18.198
9	1	6:16.589	2:41.931	1:38.521	1:56.137	3.915		22.540	7.002	273.4	22:41	41:34.787
10	1	4:11.761	40.345	1:36.104	1:55.312	3.976	4.459	22.080	6.803	273.4	22:45	45:46.548
11	1	4:09.993	39.125	1:36.197	1:54.671	3.981	4.468	21.560	6.872	276.2	22:49	49:56.541
12	1	4:30.404 B	39.824	1:35.297	2:15.283		4.474	23.338		277.6	22:54	54:26.945
13	3	10:34.277	6:51.594	1:40.776	2:01.907	4.171		24.199	7.562	268.7	23:05	1:05:01.222
14	3	4:20.852	40.596	1:37.176	2:03.080	3.910	4.518	24.878	7.469	275.5	23:09	1:09:22.074
15	3	4:10.974	39.864	1:35.581	1:55.529	3.885	4.427	22.539	6.989	279.1	23:13	1:13:33.048
16	3	4:12.345	39.133	1:35.761	1:57.451	4.087	4.426	22.466	7.475	276.9	23:17	1:17:45.393
17	3	4:30.042 B	43.378	1:38.400	2:08.264		4.479	23.447		254.7	23:22	1:22:15.435
18	2	20:35:58.89 B	...	1:46.737	2:11.909			25.254		229.3	19:58	21:58:14.325
19	2	6:36.792	2:56.323	1:42.287	1:58.182	3.882		23.184	7.693	216.4	20:04	22:04:51.117
20	2	4:18.009	40.483	1:37.356	2:00.170	3.789	4.430	23.379	7.698	270.0	20:09	22:09:09.126
21	2	4:10.463	39.879	1:37.267	1:53.317	3.701	4.384	21.518	6.900	275.5	20:13	22:13:19.589
22	2	4:30.384	40.315	1:45.034	2:05.035	3.794	4.351	22.038	7.364	202.6	20:17	22:17:49.973
23	2	4:07.345	38.673	1:35.446	1:53.226	3.656	4.381	21.513	6.682	274.8	20:21	22:21:57.318
24	2	4:11.045 B	38.122	1:33.948	1:58.975		4.339	20.866		275.5	20:26	22:26:08.363
25	2	7:08.741	3:42.861	1:34.817	1:51.063	3.625		20.815	6.544	274.8	20:33	22:33:17.104
26	2	4:03.550	39.174	1:34.058	1:50.318	3.686	4.332	20.849	6.393	274.8	20:37	22:37:20.654
27	2	4:00.921	37.551	1:33.522	1:49.848	3.728	4.341	20.666	6.332	275.5	20:41	22:41:21.575
28	2	4:03.391	37.899	1:34.685	1:50.807	3.675	4.362	20.902	6.600	276.2	20:45	22:45:24.966
29	2	4:09.514 B	37.754	1:33.479	1:58.281		4.347	20.790		275.5	20:49	22:49:34.480
30	1	6:03.517	2:34.698	1:35.600	1:53.219	3.827		21.584	7.058	274.8	20:55	22:55:37.997
31	1	4:07.365	39.088	1:35.606	1:52.671	3.880	4.400	21.464	6.813	275.5	20:59	22:59:45.362
32	1	4:06.463	38.746	1:35.177	1:52.540	3.845	4.416	21.402	7.132	274.8	21:03	23:03:51.825
33	3	1:07:26.765	39.360	1:38.212	...	3.862	4.400	23.242	7.117	274.8	22:11	24:11:18.590
34	3	4:09.328	39.018	1:35.567	1:54.743	3.789	4.416	22.517	7.362	275.5	22:15	24:15:27.918
35	3	4:08.866	38.999	1:35.169	1:54.698	3.872	4.387	22.823	6.979	277.6	22:19	24:19:36.784
36	3	4:48.205 B	41.574	1:43.845	2:22.786		4.415	25.753		274.8	22:24	24:24:24.989
37	3	1:08:30.764	...	1:38.187	1:57.019	3.804		22.794	7.083	252.9	23:32	25:32:55.753
38	3	4:18.716	40.390	1:39.079	1:59.247	3.834	4.403	22.830	7.056	205.3	23:37	25:37:14.469
39	3	4:09.018	39.333	1:35.490	1:54.195	3.934	4.409	22.267	6.729	279.1	23:41	25:41:23.487
40												



# 24 HEURES DU MANS 2011



## 24 HEURES DU MANS

ILMC  
Qualifying

### Sector Analysis

■ Personal Best ■ Session Best B Crossing the finish line in pit lane

Lap	D	Time	Sector 1	Sector 2	Sector 3	T6	T7	Porsche	Ford	T. Spd	Hour	Elapsed
1	1	20:05.824	...	1:37.287	2:01.474	3.664		26.888	6.416	229.3	22:20	20:05.824
2	1	4:01.634	37.761	1:33.309	1:50.564	3.750	4.378	21.541	6.260	286.5	22:24	24:07.458
3	1	4:01.480	37.823	1:33.268	1:50.389	3.720	4.410	21.106	6.279	285.7	22:28	28:08.938
4	1	4:15.448B	38.510	1:34.144	2:02.794		4.391	22.129		287.2	22:32	32:24.386
5	3	25:13.900B	...	1:47.682	2:33.918			27.135		279.8	22:57	57:38.286
6	3	8:07.070	4:28.806	1:37.641	2:00.623	3.834		25.887	7.683	280.5	23:05	1:05:45.356
7	3	4:26.037B	40.249	1:35.017	2:10.771		4.437	24.759		285.7	23:10	1:10:11.393
8	3	12:21.556	8:49.157	1:38.121	1:54.278	3.822		22.339	7.001	231.8	23:22	1:22:32.949
9	3	4:09.216	38.838	1:36.832	1:53.546	3.829	4.444	21.941	6.991	288.8	23:26	1:26:42.165
10	3	4:14.927B	39.180	1:35.003	2:00.744		4.441	22.065		287.2	23:30	1:30:57.092
11	2	8:25.172	4:49.584	1:37.870	1:57.718	4.063		24.077	7.164	255.9	23:39	1:39:22.264
12	2	4:11.559	40.266	1:35.314	1:55.979	3.748	4.526	24.320	6.667	282.7	23:43	1:43:33.823
13	2	4:11.535	39.014	1:34.799	1:57.722	3.930	4.395	23.813	6.978	284.2	23:47	1:47:45.358
14	2	4:20.196B	39.789	1:35.187	2:05.220		4.461	25.635		284.2	23:52	1:52:05.554
15	2	19:12:35.35B	...	1:38.224	2:03.135			23.226		242.2	19:04	21:04:40.905
16	2	6:25.858	2:48.884	1:40.975	1:55.999	3.729		22.330	6.751	264.7	19:11	21:11:06.763
17	2	13:00.503	38.468	1:36.587	...	3.734	4.437	21.667	6.687	283.5	19:24	21:24:07.266
18	2	4:03.128	38.355	1:33.909	1:50.864	3.764	4.433	21.135	6.291	284.2	19:28	21:28:10.394
19	2	4:14.051B	38.507	1:34.738	2:00.806		4.440	22.913		283.5	19:32	21:32:24.445
20	2	6:43.174	3:15.367	1:35.096	1:52.711	3.736		21.676	6.602	281.2	19:39	21:39:07.619
21	2	4:12.914B	38.330	1:34.555	2:00.029		4.441	21.642		285.7	19:43	21:43:20.533
22	2	12:27.591	9:00.302	1:35.155	1:52.134	3.733		21.643	6.683	282.0	19:55	21:55:48.124
23	2	4:12.769B	38.538	1:34.151	2:00.080		4.432	21.950		285.7	20:00	22:00:00.893
24	3	7:31.462	3:55.586	1:39.295	1:56.581	3.866		23.594	7.430	206.9	20:07	22:07:32.355
25	3	4:08.602	39.837	1:35.053	1:53.712	3.940	4.496	21.854	7.271	285.0	20:11	22:11:40.957
26	3	4:05.558	38.711	1:34.548	1:52.299	3.859	4.509	21.675	6.595	284.2	20:15	22:15:46.515
27	3	13:38.961	38.732	1:34.748	...	3.857	4.480	21.986	6.698	285.7	20:29	22:29:25.476
28	3	4:04.812	38.714	1:34.484	1:51.614	3.823	4.479	21.217	6.621	285.7	20:33	22:33:30.288
29	3	4:21.198B	40.428	1:36.047	2:04.723		4.460	21.671		264.7	20:37	22:37:51.486
30	1	6:28.044	3:01.711	1:34.941	1:51.392	3.677		21.586	6.352	283.5	20:44	22:44:19.530
31	1	6:10.901B	38.012	2:25.598	3:07.291		4.401	36.883		286.5	20:50	22:50:30.431
32	1	2:02:18.590	...	1:35.335	1:52.713	3.814		21.894	6.265	281.2	22:52	24:52:49.021
33	1	4:13.627B	38.566	1:33.843	2:01.218		4.457	21.369		286.5	22:57	24:57:02.648
34	1	8:08.466B	4:32.761	1:34.845	2:00.860			22.016		284.2	23:05	25:05:11.114
35	1	6:48.782	3:23.524	1:34.142	1:51.116	3.644		21.121	6.203	283.5	23:11	25:11:59.896
36	1	4:11.150B	37.882	1:33.784	1:59.484		4.382	21.075		285.7	23:16	25:16:11.046
37	1	9:41.150B	6:05.701	1:34.371	2:01.078			21.624		285.0	23:25	25:25:52.196
38	1	6:54.325	3:28.594	1:34.934	1:50.797	3.648		21.247	6.228	282.7	23:32	25:32:46.521
39	1	4:06.995	37.851	1:37.790	1:51.354	3.719	4.379	21.077	6.254	239.5	23:36	25:36:53.516
40	1	4:01.024	37.827	1:33.225	1:49.972	3.724	4.412	20.976	6.204	287.2	23:40	25:40:54.540
41	1	4:18.399B	38.722	1:33.942	2:05.735		4.406	21.532		288.0	23:45	25:45:12.939

81

Flying Lizard Motorsports

Seth Neiman

Darren Law

Spencer Pumpelly

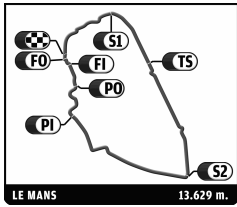
Porsche 911 RSR (997)

LM GTE Am

1	2	11:42.919B	7:27.534	1:41.112	2:34.273			29.521		270.7	22:11	11:42.919
2	2	11:54.201	8:19.540	1:37.743	1:56.918	3.924		22.549	7.082	272.0	22:23	23:37.120
3	2	4:10.145	41.250	1:35.110	1:53.785	3.866	4.528	21.994	6.708	285.0	22:27	27:47.265
4	2	4:28.341B	40.839	1:37.400	2:10.102		4.493	24.394		262.1	22:32	32:15.606
5	1	6:29.765	2:44.336	1:41.916	2:03.513	4.131		24.681	7.944	268.0	22:38	38:45.371
6	1	4:26.618	43.216	1:41.470	2:01.932	4.173	4.753	25.083	7.866	249.4	22:43	43:11.989
7	1	4:32.102B	41.891	1:39.606	2:10.605		4.588	24.422		280.5	22:47	47:44.091
8	3	7:20.081B	3:30.951	1:38.025	2:11.105			24.191		283.5	22:55	55:04.172
9	3	11:01.857	7:27.191	1:36.743	1:57.923	3.825		23.086	7.855	280.5	23:06	1:06:06.029
10	3	4:09.988	39.274	1:35.273	1:55.441	3.893	4.485	22.131	7.475	285.7	23:10	1:10:16.017
11	3	4:10.725	38.806	1:34.799	1:57.120	3.786	4.500	23.225	7.471	286.5	23:14	1:14:26.742
12	3	4:09.168	38.758	1:35.420	1:54.990	3.792	4.460	22.205	7.008	286.5	23:18	1:18:35.910
13	3	4:06.490	38.570	1:34.556	1:53.364	3.820	4.456	21.784	6.673	285.7	23:22	1:22:42.400



# 24 HEURES DU MANS 2011



## 24 HEURES DU MANS

ILMC  
Qualifying

### Sector Analysis

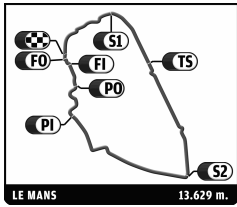
Lap	D	Time	Sector 1	Sector 2	Sector 3	T6	T7	Porsche	Ford	T. Spd	Hour	Elapsed
14	3	4:13.515	38.884	1:36.284	1:58.347	3.795	4.466	22.533	7.281	285.7	23:26	1:26:55.915
15	3	4:05.290	38.557	1:34.152	1:52.581	3.752	4.446	21.657	6.641	288.0	23:31	1:31:01.205
16	3	4:07.989	38.483	1:34.092	1:55.414	3.766	4.425	23.846	6.880	288.0	23:35	1:35:09.194
17	3	4:07.378	38.489	1:34.338	1:54.551	3.785	4.436	23.009	6.725	287.2	23:39	1:39:16.572
18	3	4:08.064	39.587	1:35.307	1:53.170	3.785	4.433	21.759	6.705	288.0	23:43	1:43:24.636
19	3	4:04.747	38.375	1:34.018	1:52.354	3.725	4.434	21.627	6.638	285.0	23:47	1:47:29.383
20	3	4:09.637	38.347	1:34.161	1:57.129	3.847	4.404	24.340	6.923	285.0	23:51	1:51:39.020
21	3	4:19.368B	39.232	1:34.801	2:05.335		4.455	24.024		287.2	23:55	1:55:58.388
22	1	19:09:46.24	...	1:40.972	2:00.307	4.021		24.053	7.666	259.6	19:05	21:05:44.636
23	1	4:17.379	41.024	1:38.840	1:57.515	4.025	4.575	22.986	7.256	273.4	19:10	21:10:02.015
24	1	4:17.216	40.691	1:37.699	1:58.826	4.057	4.567	23.905	7.208	283.5	19:14	21:14:19.231
25	1	4:17.976	41.019	1:39.042	1:57.915	4.035	4.584	23.124	7.261	281.2	19:18	21:18:37.207
26	1	4:16.887	40.773	1:37.995	1:58.119	4.016	4.558	23.579	7.726	282.0	19:22	21:22:54.094
27	1	4:16.951	40.276	1:37.806	1:58.869	4.328	4.555	22.718	8.123	280.5	19:27	21:27:11.045
28	1	13:42.247	41.421	1:37.540	...	3.952	4.642	23.091	7.567	281.2	19:40	21:40:53.292
29	1	4:14.480	40.852	1:36.574	1:57.054	4.023	4.512	23.098	7.300	285.0	19:45	21:45:07.772
30	1	4:14.645	40.754	1:36.788	1:57.103	4.055	4.553	22.991	7.498	279.8	19:49	21:49:22.417
31	1	4:13.930	40.478	1:36.730	1:56.722	3.946	4.545	22.864	7.311	282.0	19:53	21:53:36.347
32	1	4:15.299	40.665	1:36.851	1:57.783	4.147	4.524	23.565	7.178	281.2	19:57	21:57:51.646
33	1	4:23.448B	40.968	1:37.914	2:04.566		4.574	22.996		282.0	20:02	22:02:15.094
34	2	7:48.055	4:13.636	1:39.545	1:54.874	3.807		22.122	6.799	275.5	20:10	22:10:03.149
35	2	4:07.223	39.151	1:34.855	1:53.217	3.826	4.469	21.846	6.650	284.2	20:14	22:14:10.372
36	2	4:05.440	38.742	1:34.247	1:52.451	3.841	4.464	21.902	6.771	283.5	20:18	22:18:15.812
37	2	4:10.409	39.931	1:35.790	1:54.688	3.796	4.468	22.701	6.862	285.7	20:22	22:22:26.221
38	2	4:06.309	38.700	1:34.461	1:53.148	3.787	4.447	22.847	6.535	284.2	20:26	22:26:32.530
39	2	4:06.435	39.200	1:34.561	1:52.674	3.908	4.447	21.574	6.597	283.5	20:30	22:30:38.965
40	2	4:17.997B	39.404	1:35.515	2:03.078		4.509	22.366		285.7	20:34	22:34:56.962
41	2	2:40:01.285B	...	1:39.522	2:07.439			22.859		254.7	23:14	25:14:58.247
42	2	6:42.816	3:11.814	1:36.730	1:54.272	3.881		22.016	6.438	285.0	23:21	25:21:41.063
43	2	4:10.672	39.803	1:35.537	1:55.332	3.961	4.513	21.867	7.383	284.2	23:25	25:25:51.735
44	2	4:11.429	39.714	1:37.017	1:54.698	3.877	4.592	22.339	7.116	285.7	23:30	25:30:03.164
45	2	4:15.277B	39.097	1:34.809	2:01.371		4.498	22.202		284.2	23:34	25:34:18.441
46	2	6:28.886	2:57.980	1:36.441	1:54.465	3.900		22.284	6.563	280.5	23:40	25:40:47.327
47	2	4:23.213B	39.299	1:34.617	2:09.297		4.508	23.641		285.0	23:45	25:45:10.540
48	2	6:09.448	2:41.334	1:35.363	1:52.751	3.860		21.803	6.612	284.2	23:51	25:51:19.988
49	2	4:03.648	38.480	1:34.045	1:51.123	3.812	4.485	21.235	6.388	285.0	23:55	25:55:23.636
50	2	4:03.657	38.308	1:33.961	1:51.388	3.739	4.467	21.161	6.400	287.2	23:59	25:59:27.293
51	2	4:19.094B	38.366	1:35.867	2:04.861		4.433	22.991		284.2	00:03	26:03:46.387

<b>83</b>	<b>JMB Racing</b>	Nicolas Marroc	Ferrari F430
	Manuel Rodrigues		LM GTE Am
	Jean-Marc Menahem		

1	1	8:10.271	4:14.693	1:44.739	2:10.839	4.282		26.829	8.777	235.8	22:08	8:10.271
2	1	4:32.659	44.324	1:41.886	2:06.449	4.226	4.609	26.287	8.303	269.3	22:12	12:42.930
3	1	4:56.127B	42.791	1:45.590	2:27.746		4.576	31.700		286.5	22:17	17:39.057
4	1	7:09.255	3:25.184	1:39.582	2:04.489	4.247		24.615	8.094	276.2	22:24	24:48.312
5	1	4:23.929	41.608	1:39.292	2:03.029	4.177	4.572	26.659	7.687	277.6	22:29	29:12.241
6	1	4:18.146	41.532	1:37.056	1:59.558	4.032	4.566	24.390	7.428	278.4	22:33	33:30.387
7	1	4:20.174	40.611	1:37.533	2:02.030	4.249	4.526	24.894	7.305	282.0	22:37	37:50.561
8	1	4:40.273B	42.157	1:41.895	2:16.221		4.598	25.673		262.1	22:42	42:30.834
9	3	9:06.926B	3:20.462	1:43.775	4:02.689			55.642		191.8	22:51	51:37.760
10	3	43:06.490	...	1:41.559	1:59.312	3.881		23.395	7.284	217.7	23:34	1:34:44.250
11	3	4:11.606	39.680	1:36.378	1:55.548	3.769	4.479	22.194	6.940	283.5	23:38	1:38:55.856
12	3	4:10.335	39.512	1:36.031	1:54.792	3.798	4.435	22.196	6.722	281.2	23:43	1:43:06.191
13	2	19:22:17.65B	40.891	1:35.970	...		4.648	24.570		247.7	19:05	21:05:23.849
14	2	6:10.644	2:25.797	1:43.211	2:01.636	4.242		23.761	8.005	282.0	19:11	21:11:34.493
15	2	4:26.209	41.633	1:39.685	2:04.891	4.066	4.586	25.493	7.885	273.4	19:16	21:16:00.702
16	2	4:22.027	42.666	1:39.112	2:00.249	4.045	4.528	23.504	7.803	274.8	19:20	21:20:22.729



# 24 HEURES DU MANS 2011



## 24 HEURES DU MANS

ILMC  
Qualifying

### Sector Analysis

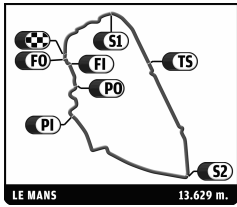
Lap	D	Time	Sector 1	Sector 2	Sector 3	T6	T7	Porsche	Ford	T. Spd	Hour	Elapsed
17	2	4:20.630	40.762	1:39.363	2:00.505	4.033	4.518	24.435	7.489	280.5	19:24	21:24:43.359
18	2	4:17.959	41.375	1:37.821	1:58.763	4.064	4.509	23.487	7.580	285.7	19:29	21:29:01.318
19	2	4:40.277 <b>B</b>	44.926	1:42.086	2:13.265		4.516	23.431		195.7	19:33	21:33:41.595
20	1	7:40.712	4:01.441	1:38.705	2:00.566	4.312		24.308	7.782	243.8	19:41	21:41:22.307
21	1	4:20.957	40.924	1:37.334	2:02.699	4.040	4.583	25.706	7.442	284.2	19:45	21:45:43.264
22	1	4:16.635	40.487	1:37.964	1:58.184	3.910	4.508	24.002	7.365	264.1	19:49	21:49:59.899
23	1	4:13.183	40.293	1:36.638	1:56.252	3.953	4.460	23.332	7.318	285.0	19:54	21:54:13.082
24	1	4:16.148	39.717	1:38.695	1:57.736	4.167	4.488	23.671	7.463	270.7	19:58	21:58:29.230
25	1	4:13.376	39.727	1:36.209	1:57.440	3.988	4.546	23.683	7.508	284.2	20:02	22:02:42.606
26	1	4:26.478 <b>B</b>	40.627	1:36.453	2:09.398		4.489	24.286		282.7	20:07	22:07:09.084
27	3	8:52.484	5:23.636	1:35.482	1:53.366	3.781		21.840	6.774	282.7	20:16	22:16:01.568
28	3	4:17.605 <b>B</b>	38.871	1:34.711	2:04.023		4.437	21.701		283.5	20:20	22:20:19.173
29	3	6:55.246	3:27.105	1:35.029	1:53.112	3.771		21.627	6.738	284.2	20:27	22:27:14.419
30	3	4:06.513	38.625	1:34.844	1:53.044	3.815	4.417	21.439	6.822	288.8	20:31	22:31:20.932
31	3	4:07.472	38.956	1:35.174	1:53.342	4.064	4.436	21.519	6.769	283.5	20:35	22:35:28.404
32	3	4:14.717 <b>B</b>	39.325	1:34.734	2:00.658		4.515	21.853		285.0	20:39	22:39:43.121
33	2	8:43.829	5:02.272	1:40.967	2:00.590	4.011		22.631	9.363	191.5	20:48	22:48:26.950
34	2	4:20.699	43.235	1:38.571	1:58.893	4.324	4.514	22.787	8.158	281.2	20:52	22:52:47.649
35	2	4:17.532	41.217	1:37.497	1:58.818	4.021	4.595	22.762	8.709	285.0	20:57	22:57:05.181
36	2	4:14.116	40.195	1:36.895	1:57.026	4.087	4.505	22.218	7.586	281.2	21:01	23:01:19.297
37	3	1:03:16.204	40.198	1:37.422	...	3.804	4.520	23.287	7.138	282.7	22:04	24:04:35.501
38	3	4:09.240	39.305	1:35.230	1:54.705	3.945	4.437	21.670	6.995	282.7	22:08	24:08:44.741
39	3	4:11.320	39.240	1:35.559	1:56.521	3.781	4.479	23.548	7.341	288.0	22:12	24:12:56.061
40	3	4:16.189 <b>B</b>	39.153	1:35.753	2:01.283		4.419	22.083		244.3	22:17	24:17:12.250
41	2	31:48.000	...	1:50.835	2:19.817	4.333		27.513	9.128	182.7	22:49	24:49:00.250
42	2	4:38.828	45.178	1:44.693	2:08.957	4.281	4.628	24.929	8.104	273.4	22:53	24:53:39.078
43	2	4:34.341	43.055	1:43.871	2:07.415	4.177	4.589	25.512	7.986	283.5	22:58	24:58:13.419
44	2	4:55.094 <b>B</b>	44.909	1:43.273	2:26.912	2:26.912	4.558	26.605		270.7	23:03	25:03:08.513
45	1	6:19.593	2:33.057	1:42.628	2:03.908	4.095		26.696	7.818	227.8	23:09	25:09:28.106
46	1	4:20.704	41.082	1:39.209	2:00.413	4.077	4.544	24.753	7.380	279.8	23:13	25:13:48.810
47	1	4:19.176	41.254	1:38.706	1:59.216	3.977	4.538	24.837	7.385	282.0	23:18	25:18:07.986
48	1	4:23.311	40.821	1:37.373	2:05.117	4.089	4.499	25.582	8.217	284.2	23:22	25:22:31.297
49	1	4:19.273	41.038	1:36.764	2:01.471	3.976	4.528	25.593	7.240	283.5	23:26	25:26:50.570
50	1	4:26.220 <b>B</b>	40.743	1:36.464	2:09.013		4.506	25.375		282.7	23:31	25:31:16.790
51	3	5:47.955	2:08.373	1:39.305	2:00.277	3.942		24.497	7.838	259.0	23:37	25:37:04.745
52	3	4:16.762	40.499	1:38.801	1:57.462	3.759	4.842	21.974	6.648	220.4	23:41	25:41:21.507
53	3	4:05.430	38.410	1:34.494	1:52.526	3.726	4.421	21.605	6.656	285.7	23:45	25:45:26.937
54	3	4:05.151	38.523	1:34.611	1:52.017	3.681	4.418	21.201	6.444	282.0	23:49	25:49:32.088
55	3	<b>4:04.640</b>	38.260	<b>1:34.397</b>	<b>1:51.983</b>	3.730	4.398	21.363	6.318	285.0	23:53	25:53:36.728
56	3	4:26.746 <b>B</b>	<b>38.208</b>	1:42.638	2:05.900		4.410	23.362		285.7	23:58	25:58:03.474

88		Team Felbermayr-Proton		Porsche 911 RSR (997)								
		Bryce Miller	Abdulaziz Al-Faisal	LM GTE Pro								
		Nick Tandy										
1	2	18:11.307	...	1:37.057	1:58.071	3.829		23.431	7.368	283.5	22:18	18:11.307
2	2	4:04.107	38.192	1:33.981	1:51.934	3.796	4.453	21.272	7.019	282.0	22:22	22:15.414
3	2	4:02.049	37.943	1:33.617	<b>1:50.489</b>	3.806	4.431	20.910	6.505	285.7	22:26	26:17.463
4	2	4:02.230	<b>37.847</b>	1:32.958	1:51.425	3.868	4.432	20.995	7.412	285.7	22:30	30:19.693
5	2	4:08.064	39.009	1:36.409	1:52.646	3.831	4.451	21.887	7.099	264.7	22:34	34:27.757
6	2	4:15.709 <b>B</b>	38.209	1:34.323	2:03.177		4.441	22.009		286.5	22:38	38:43.466
7	3	8:28.786	4:52.620	1:36.945	1:59.221	3.954		22.763	7.949	282.0	22:47	47:12.252
8	3	4:11.300	39.748	1:35.638	1:55.914	3.862	4.515	22.090	7.197	281.2	22:51	51:23.552
9	3	4:45.646 <b>B</b>	39.141	1:35.591	2:30.914		4.477	28.200		283.5	22:56	56:09.198
10	3	9:03.261	5:29.692	1:35.960	1:57.609	3.868		22.993	7.587	282.7	23:05	1:05:12.459
11	3	4:10.203	40.551	1:35.142	1:54.510	3.883	4.462	22.256	7.034	286.5	23:09	1:09:22.662
12	3	4:13.993	39.635	1:35.745	1:58.613	3.819	4.467	22.616	8.387	279.8	23:13	1:13:36.655
13	3	4:09.201	39.328	1:35.406	1:54.467	3.812	4.458	22.188	7.154	284.2	23:17	1:17:45.856
14	3	4:21.222 <b>B</b>	40.502	1:35.340	2:05.380		4.445	22.793		282.0	23:22	1:22:07.078





# 24 HEURES DU MANS 2011



## 24 HEURES DU MANS

ILMC  
Qualifying

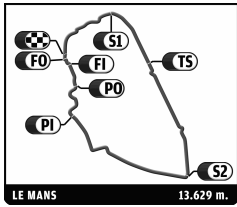
### Sector Analysis

Lap	D	Time	Sector 1	Sector 2	Sector 3	T6	T7	Porsche	Ford	T. Spd	Hour	Elapsed
15	1	17:14.502	...	1:40.738	2:00.854	3.858		23.972	7.613	244.9	23:39	1:39:21.580
16	1	4:14.610	40.524	1:36.561	1:57.525	3.891	4.486	24.107	6.857	271.4	23:43	1:43:36.190
17	1	19:42:16.99B	40.633	1:40.007	...		4.490	22.792		274.8	19:25	21:25:53.189
18	1	14:04.305	...	1:37.025	1:55.421	3.801		22.691	6.819	279.1	19:39	21:39:57.494
19	1	4:09.960	39.438	1:35.481	1:55.041	3.855	4.469	23.075	6.654	282.0	19:44	21:44:07.454
20	1	4:07.565	39.263	1:35.146	1:53.156	3.760	4.474	21.932	6.837	280.5	19:48	21:48:15.019
21	1	4:06.552	39.177	1:34.879	1:52.496	3.744	4.438	21.739	6.699	282.7	19:52	21:52:21.571
22	3	14:47.445	39.320	1:35.589	...	3.828	4.426	22.357	6.866	283.5	20:07	22:07:09.016
23	3	4:10.764	39.312	1:36.183	1:55.269	4.009	4.467	21.760	7.731	287.2	20:11	22:11:19.780
24	3	4:09.220	39.599	1:34.720	1:54.901	3.839	4.507	22.869	7.008	283.5	20:15	22:15:29.000
25	3	4:07.688	38.998	1:35.198	1:53.492	3.797	4.455	21.668	6.930	281.2	20:19	22:19:36.688
26	3	4:17.915B	39.957	1:34.734	2:03.224		4.448	22.493		282.7	20:23	22:23:54.603
27	2	7:41.113	4:10.386	1:36.717	1:54.010	3.794		22.024	7.096	281.2	20:31	22:31:35.716
28	2	4:03.613	38.301	1:34.154	1:51.158	3.945	4.451	21.098	6.405	282.7	20:35	22:35:39.329
29	2	4:13.301B	38.550	1:34.742	2:00.009		4.493	21.419		285.7	20:39	22:39:52.630
30	2	6:22.269	2:54.247	1:34.614	1:53.408	3.778		21.319	7.443	282.0	20:46	22:46:14.899
31	2	4:20.299B	38.547	1:34.172	2:07.580		4.417	21.413		283.5	20:50	22:50:35.198
32	2	1:16:47.009	...	1:35.962	1:56.642	3.742		21.630	7.267	282.0	22:07	24:07:22.207
33	2	4:01.752	37.950	1:32.978	1:50.824	3.795	4.404	20.969	6.735	286.5	22:11	24:11:23.959
34	2	4:03.342	37.958	1:32.876	1:52.508	3.795	4.392	22.535	6.851	286.5	22:15	24:15:27.301
35	2	4:01.766	38.145	1:33.648	1:49.973	3.761	4.433	20.790	6.411	285.0	22:19	24:19:29.067
36	2	4:49.762B	41.599	1:47.082	2:21.081		4.414	24.332		216.9	22:24	24:24:18.829
37	1	20:29.523	...	1:41.167	2:09.087	4.080		29.007	7.652	252.3	22:44	24:44:48.352
38	1	4:22.202	42.553	1:38.570	2:01.079	3.765	4.543	24.516	7.125	279.1	22:49	24:49:10.554
39	1	4:21.731	40.468	1:39.661	2:01.602	3.838	4.421	24.346	7.064	280.5	22:53	24:53:32.285
40	1	4:16.362	40.379	1:36.899	1:59.084	3.762	4.447	23.872	7.778	285.0	22:57	24:57:48.647
41	1	4:24.567B	40.879	1:36.899	2:06.789		4.417	24.012		282.0	23:02	25:02:13.214
42	3	7:22.839	3:50.504	1:37.372	1:54.963	3.852		22.301	6.970	282.0	23:09	25:09:36.053
43	3	4:07.968	39.290	1:33.920	1:54.758	3.947	4.442	22.140	6.920	285.7	23:13	25:13:44.021
44	3	4:20.194B	39.385	1:34.281	2:06.528		4.472	24.169		285.0	23:18	25:18:04.215

89		Hankook-Team Farnbacher		Leh Keen		Ferrari 458 Italia		LM GTE Pro				
Allan Simonsen		Dominik Farnbacher		Leh Keen		Ferrari 458 Italia		LM GTE Pro				
1	2	4:56.412	1:21.526	1:38.047	1:56.839	3.688		22.908	6.712	254.1	22:04	4:56.412
2	2	4:00.260	37.653	1:33.051	1:49.556	3.635	4.391	20.641	6.302	287.2	22:08	8:56.672
3	2	4:00.424	37.486	1:33.070	1:49.868	3.689	4.363	20.810	6.237	287.2	22:12	12:57.096
4	1	13:15.847	38.158	1:35.281	...	3.715	4.361	21.396	6.712	268.7	22:26	26:12.943
5	1	4:03.823	38.131	1:33.763	1:51.929	3.709	4.423	21.344	6.522	283.5	22:30	30:16.766
6	1	4:14.725B	38.041	1:34.301	2:02.383		4.407	21.354		283.5	22:34	34:31.491
7	1	8:05.488	4:36.503	1:36.583	1:52.402	3.673		21.536	6.674	282.0	22:42	42:36.979
8	1	4:03.453	38.107	1:33.689	1:51.657	3.690	4.398	21.983	6.507	285.0	22:46	46:40.432
9	1	4:05.902	37.739	1:33.368	1:54.795	3.732	4.397	22.027	7.307	286.5	22:50	50:46.334
10	1	4:20.178B	38.548	1:34.201	2:07.429		4.402	22.327		283.5	22:55	55:06.512
11	1	9:54.717	6:22.421	1:36.673	1:55.623	3.695		23.399	7.397	261.5	23:05	1:05:01.229
12	1	4:03.910	38.401	1:34.315	1:51.194	3.704	4.435	20.762	6.364	289.5	23:09	1:09:05.139
13	1	4:04.958	38.440	1:34.525	1:51.993	3.672	4.442	20.886	6.554	283.5	23:13	1:13:10.097
14	1	4:04.378	38.454	1:34.343	1:51.581	3.719	4.419	21.117	6.446	286.5	23:17	1:17:14.475
15	1	4:06.245	39.315	1:34.081	1:52.849	3.706	4.441	21.149	6.504	286.5	23:21	1:21:20.720
16	1	4:05.929	38.811	1:35.246	1:51.872	3.726	4.435	21.261	6.513	282.7	23:25	1:25:26.649
17	1	4:04.967	38.484	1:34.599	1:51.884	3.800	4.438	21.243	6.561	285.0	23:29	1:29:31.616
18	1	4:07.017	38.402	1:35.588	1:53.027	3.805	4.464	21.503	6.638	286.5	23:33	1:33:38.633
19	1	4:07.214	38.606	1:34.570	1:54.038	3.812	4.455	22.486	6.634	285.0	23:37	1:37:45.847
20	1	4:13.623B	39.137	1:34.835	1:59.651		4.455	21.488		285.0	23:41	1:41:59.470
21	3	8:22.988	4:40.396	1:37.209	2:05.383	3.846		30.024	7.029	279.8	23:50	1:50:22.458
22	3	4:13.804	39.331	1:36.206	1:58.267	3.846	4.463	26.073	6.830	282.7	23:54	1:54:36.262
23	3	4:10.358	38.832	1:35.347	1:56.179	3.809	4.455	23.218	7.133	282.7	23:58	1:58:46.620
24	3	5:04.495B	40.858	1:50.285	2:33.352		4.437	29.937		188.2	00:03	2:03:51.115



# 24 HEURES DU MANS 2011



## 24 HEURES DU MANS

ILMC

Qualifying

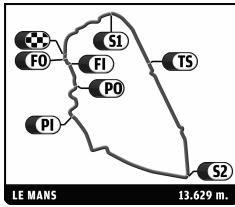
### Sector Analysis

■ Personal Best ■ Session Best B Crossing the finish line in pit lane

Lap	D	Time	Sector 1	Sector 2	Sector 3	T6	T7	Porsche	Ford	T. Spd	Hour	Elapsed
25	1	19:01:37.66B	...	1:39.320	2:03.832			23.837		227.8	19:05	21:05:28.779
26	1	8:51.387B	5:07.608	1:35.284	2:08.495			21.997		279.8	19:14	21:14:20.166
27	1	36:00.528	...	1:38.278	1:53.602	3.676		22.082	6.747	274.8	19:50	21:50:20.694
28	1	11:21.971	38.351	1:34.731	9:08.889	3.641	4.378	20.749	6.350	283.5	20:01	22:01:42.665
29	1	4:00.691	37.745	1:33.051	1:49.895	3.627	4.387	20.497	6.145	283.5	20:05	22:05:43.356
30	1	3:59.862	37.675	1:32.475	1:49.712	3.652	4.381	20.716	6.258	287.2	20:09	22:09:43.218
31	1	4:55.293B	38.066	1:33.223	2:44.004		4.378	21.996		285.7	20:14	22:14:38.511
32	1	10:21.265	6:56.742	1:34.018	1:50.505	3.603		20.802	6.398	281.2	20:24	22:24:59.776
33	1	4:01.310	38.287	1:33.283	1:49.740	3.612	4.357	20.658	6.331	284.2	20:29	22:29:01.086
34	1	4:01.222	37.752	1:33.140	1:50.330	3.648	4.365	20.668	6.288	284.2	20:33	22:33:02.308
35	1	4:10.647B	38.925	1:33.896	1:57.826		4.375	21.518		284.2	20:37	22:37:12.955
36	1	5:34.429	2:05.895	1:35.248	1:53.286	3.552		22.318	6.453	282.0	20:42	22:42:47.384
37	1	3:59.519	37.505	1:32.738	1:49.276	3.673	4.338	20.403	6.431	284.2	20:46	22:46:46.903
38	1	4:16.308B	40.381	1:34.444	2:01.483		4.385	20.933		248.3	20:51	22:51:03.211
39	1	1:13:24.586	...	1:38.960	2:00.968	3.823		25.040	6.643	254.7	22:04	24:04:27.797
40	1	4:00.845	38.272	1:32.870	1:49.703	3.637	4.438	20.812	6.279	287.2	22:08	24:08:28.642
41	1	4:11.898B	37.588	1:32.861	2:01.449		4.367	22.518		285.0	22:12	24:12:40.540
42	2	7:28.249B	3:32.014	1:36.969	2:19.266			26.827		284.2	22:20	24:20:08.789
43	3	24:45.129	...	1:42.505	1:59.640	3.958		24.163	6.976	218.2	22:44	24:44:53.918
44	3	4:11.407	39.461	1:36.949	1:54.997	3.831	4.523	22.584	6.645	284.2	22:49	24:49:05.325
45	3	4:13.526	40.326	1:37.437	1:55.763	3.847	4.475	23.202	6.982	282.0	22:53	24:53:18.851
46	3	4:09.002	39.321	1:35.880	1:53.801	3.810	4.463	22.151	6.964	243.2	22:57	24:57:27.853
47	3	4:06.413	38.304	1:34.733	1:53.376	3.806	4.453	21.687	6.864	283.5	23:01	25:01:34.266
48	3	4:07.825	38.695	1:35.322	1:53.808	3.852	4.453	21.326	6.535	288.0	23:05	25:05:42.091
49	3	4:08.174	38.482	1:34.386	1:55.306	3.775	4.466	24.068	6.632	287.2	23:09	25:09:50.265
50	3	4:04.166	38.353	1:34.696	1:51.117	3.809	4.436	21.075	6.457	284.2	23:13	25:13:54.431
51	3	4:05.070	38.220	1:35.208	1:51.642	3.902	4.443	20.975	6.663	287.2	23:17	25:17:59.501
52	3	4:05.972	38.950	1:35.078	1:51.944	3.846	4.474	21.363	6.467	247.1	23:22	25:22:05.473
53	3	4:05.186	38.711	1:34.147	1:52.328	3.821	4.454	21.524	6.553	285.7	23:26	25:26:10.659
54	3	4:04.141	38.042	1:34.452	1:51.647	3.794	4.434	21.267	6.580	290.3	23:30	25:30:14.800
55	3	4:19.158B	39.200	1:34.300	2:05.658		4.407	22.690		285.0	23:34	25:34:33.958
56	2	6:44.123	3:12.736	1:35.952	1:55.435	3.821		22.751	7.092	285.0	23:41	25:41:18.081
57	2	4:16.028B	38.835	1:34.157	2:03.036		4.425	21.749		286.5	23:45	25:45:34.109
58	2	5:08.766	1:40.226	1:35.379	1:53.161	3.765		22.016	6.558	282.7	23:50	25:50:42.875
59	2	4:04.614	38.427	1:34.820	1:51.367	3.664	4.441	21.510	6.275	284.2	23:54	25:54:47.489
60	2	4:06.672	38.197	1:34.106	1:54.369	3.735	4.387	22.742	6.562	285.7	23:58	25:58:54.161
61	2	4:02.886	38.230	1:34.030	1:50.626	3.641	4.419	21.058	6.231	283.5	00:02	26:02:57.047



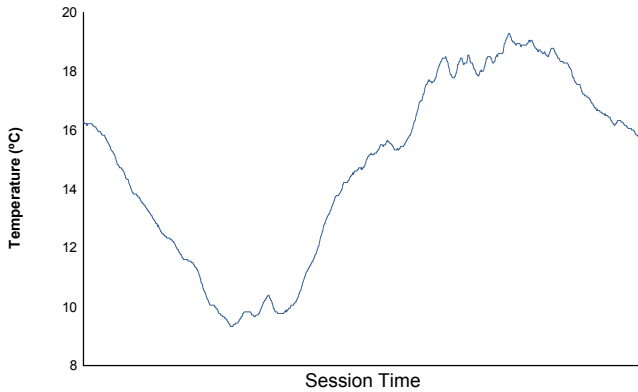
# 24 HEURES DU MANS 2011



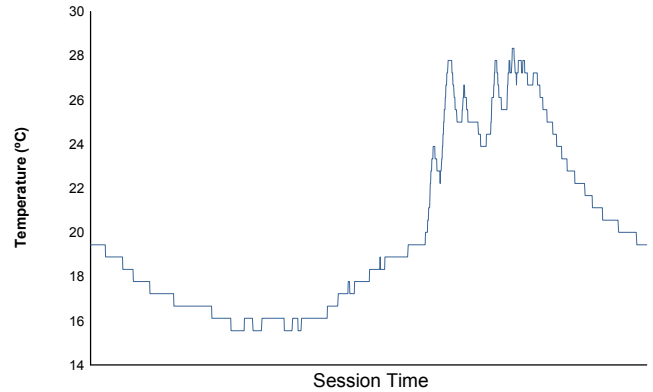
Computerised results and timing service

## ILMC 24 HEURES DU MANS Qualifying Weather Report

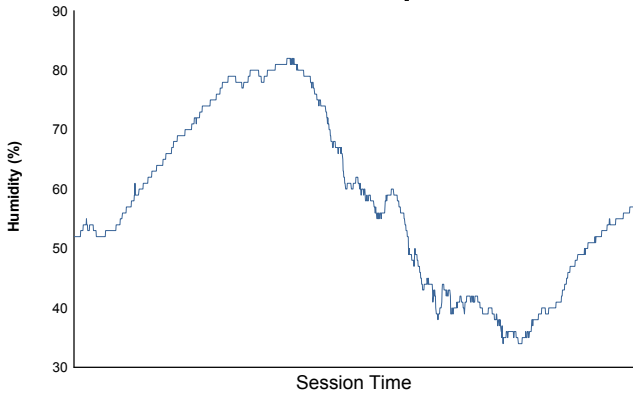
### Air Temperature



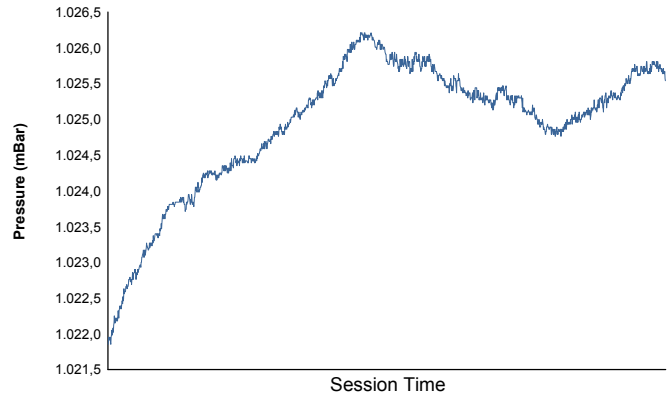
### Track Temperature



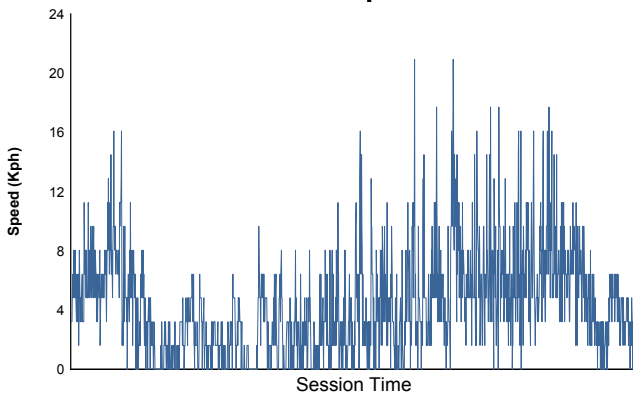
### Humidity



### Pressure

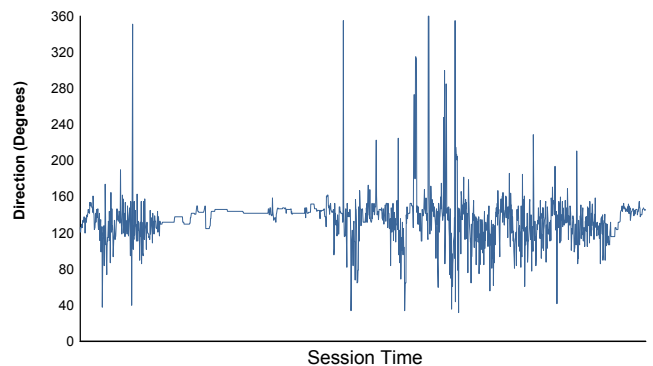


### Wind Speed



### Wind direction

North = 0°/360° Est = 90° South = 180° West = 270°



Track Status:

**DRY**